

CITY OF HUNTINGTON BEACH **COVID-19 RESPONSE UPDATE**

City Council Meeting
September 8, 2020



SITUATIONAL UPDATE

U.S. TOTALS

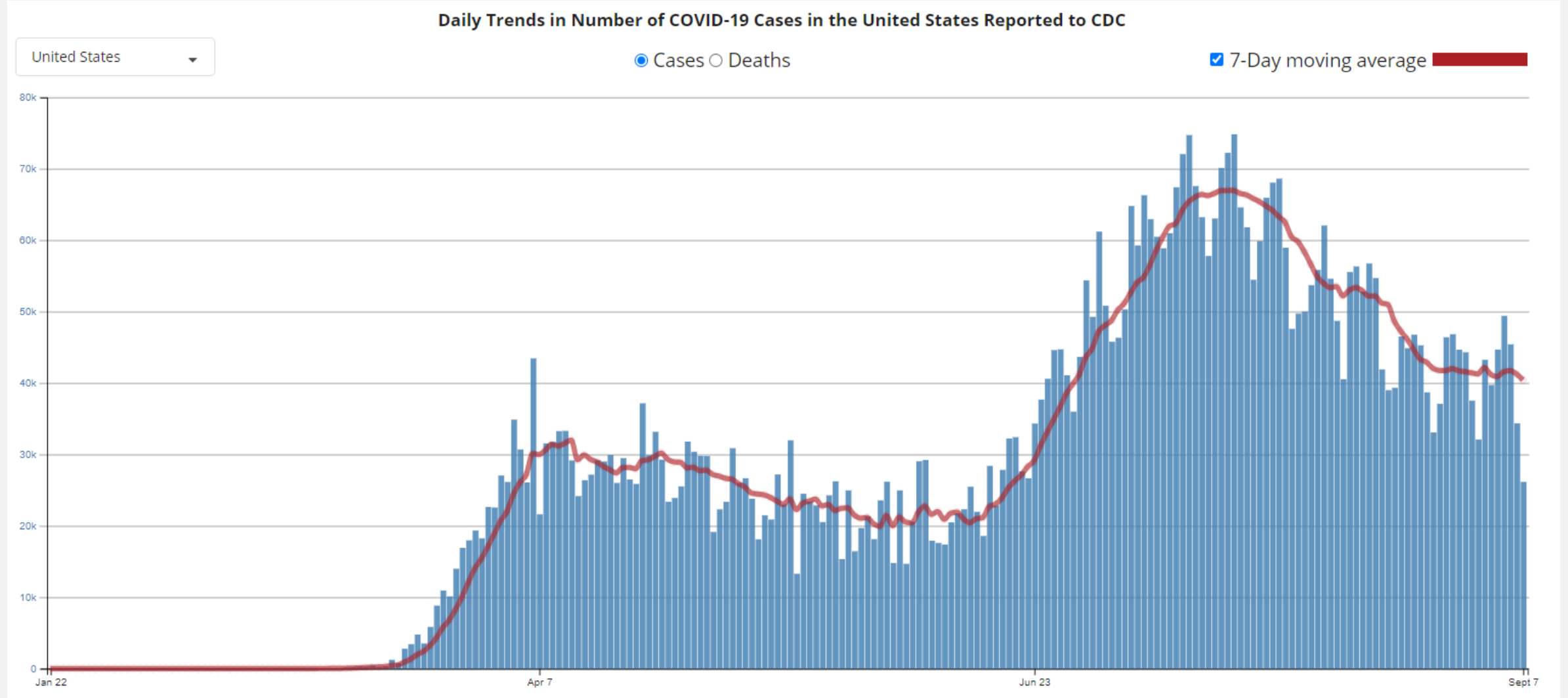
✓ Table 1. Deaths involving coronavirus disease 2019 (COVID-19), pneumonia, and influenza reported to NCHS by week ending date, United States. Week ending 2/1/2020 to 9/5/2020.*

Updated September 8, 2020

Week ending date in which the death occurred	All Deaths involving COVID-19 (U07.1) ¹	Deaths from All Causes	Percent of Expected Deaths ²	Deaths involving Pneumonia, with or without COVID-19, excluding Influenza deaths (J12.0-J18.9) ³	Deaths involving COVID-19 and Pneumonia, excluding Influenza (U07.1 and J12.0-J18.9) ³	All Deaths involving Influenza, with or without COVID-19 or Pneumonia (J09-J11), includes COVID-19 or Pneumonia ⁴	Deaths involving Pneumonia, Influenza, or COVID-19 (U07.1 or J09-J18.9) ⁵
Total Deaths	174,626	1,881,375	109	178,866	77,823	6,668	281,350

SITUATIONAL UPDATE

U.S. TOTALS



SITUATIONAL UPDATE CALIFORNIA

Tracking COVID-19

In California, Updated September 8, 2020 at 11:00 AM with data from September 7, 2020

Cases

737,911

+0.4%

Deaths

13,758

+ 0.2%

Tests

12,267,948

How are COVID-19 cases progressing in each county?

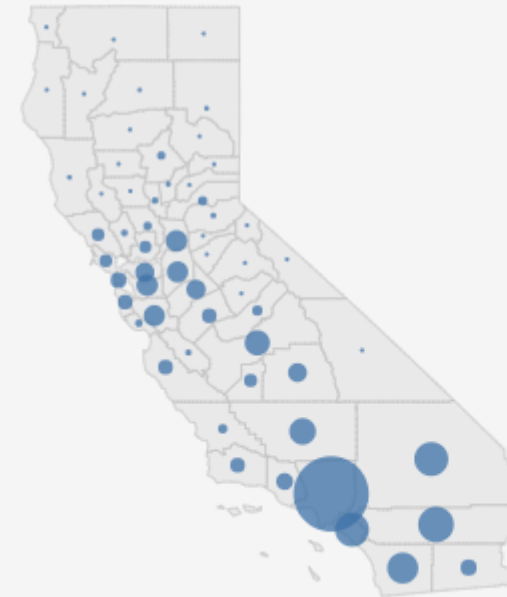
Positive Cases

New Cases

Total Deaths

New Deaths

Positive Cases by County



Los Angeles	248,804
Riverside	54,178
Orange	49,132
San Bernardino	49,043
San Diego	40,868
Kern	29,790
Fresno	26,565
Sacramento	19,292
Alameda	19,188
Santa Clara	18,596
San Joaquin	18,552
Stanislaus	15,343
Contra Costa	14,637
Tulare	14,637
Ventura	11,463

+ Show All

SITUATIONAL UPDATE ORANGE COUNTY

COVID-19 Cases in Orange County				
	3-Sep	4-Sep	% Increase Over Prior Day	# Increase Over Prior Day
Total Cases	48,945	49,258	0.6%	313
Total Deaths	1,018	1,042	2.4%	24

Orange County, CA COVID-19 Case Count

Cumulative Cases
to Date
(includes deaths)

49,845

2,044 SNF residents, 548 OC jail
inmates, and 152 Persons
Experiencing Homelessness

Daily COVID
Positive Cases
Received

113

Cumulative
Deaths to Date

1,053

Includes 393 SNF residents,
74 ALF residents, 0 OC jail inmates,
and 1 Persons Experiencing
Homelessness

Deaths Reported
Today

0

0 skilled nursing facility residents,
0 skilled nursing staff,
0 assisted living facility residents,
0 residents (not living in a facility)

Cumulative Tests
To Date

700,492

Tests Reported
Today

4,444

Cases Currently
Hospitalized

238*

*Includes ICU cases

Cases Currently
in ICU

75

ICU - Intensive Care Units

Cumulative
Recovered to
Date

43,597*

Numbers fluctuate day-by-day
due to changes in patient
condition(s). Data are gathered
daily at one point in time.

SITUATIONAL UPDATE

ORANGE COUNTY

ORANGE COUNTY COVID-19 DASHBOARD



Cumulative Cases

49,258

(Includes Deaths, PCR Positive only)

Cumulative Antigen Positive Cases***

877

Daily PCR+ Cases Received

313

Cumulative Deaths

1,042

Daily (New) Deaths Received

24

Cumulative PCR Tests

683,364

Daily PCR Tests Received

7,555

Recovered Cases

43,005

(Estimated)

Updated: 9/4/2020

CURRENT TIER: **WIDESPREAD (TIER 1)**

Daily COVID-19 Positive Cases per 100,000

5.6

(7-Day Average with 7-Day Lag)

Testing Positivity Percent

5%

(7-Day Average with 7-Day Lag)

Tier Framework Metrics

County Risk Level*	Daily New Cases (per 100k)** (7-day average w/ 7-day lag)	Positive Tests (7-day average w/ 7-day lag)
WIDESPREAD Tier 1	>7 new daily cases (per 100k)	>8%
SUBSTANTIAL Tier 2	4 - 7 new daily cases (per 100k)	5 - 8%
MODERATE Tier 3	1 - 3.9 new daily cases (per 100k)	2 - 4.9%
MINIMAL Tier 4	<1 new daily cases (per 100k)	<2%

*To advance to the next tier, a county must also meet health equity measures as described on the right.

**Case rate will be determined using confirmed (by PCR) cases, and will not include state and federal inmate cases. Case rates include an adjustment factor for counties that are testing above the state average. The incidence is adjusted downwards in a graduated fashion, with a maximum adjustment at twice the State average testing rate.

***HCA is tracking and conducting contact tracing on antigen+ cases.

Figures shown in this tab are reported by California Department of Public Health

CDPH Resources:

[Tier Framework](#)

[Confirmed Cases](#)

[Deaths](#)

[PCR](#)

[Serology](#)

[Hospital/ICU](#)

[Confirmed Cases - Demographics](#)

[Deaths - Demographics](#)

Moving through the Tiers

Rules of the framework:

1. CDPH will assess indicators weekly. The first weekly assessment will be released on September 8, 2020.
2. A county will remain in a tier for a minimum of three weeks before being able to advance to a later tier.
3. A county can only move forward one tier at a time, even if metrics qualify for a more advanced tier.
4. If a county's case rate and test positivity measure fall into two different tiers, the county will be assigned to the more restrictive tier.
5. City local health jurisdiction (LHJ) data will be included in overall metrics, and city LHJs will be assigned the same tier as the surrounding county.

Initial step applied on August 28, 2020:

1. Each county is assigned to a tier based on an adjusted case rate and test positivity from the prior two reporting periods. If a county's case rate and test positivity measure fall into two different tiers, the county will be assigned the more restrictive tier.
2. This tier status will be effective on Monday, August 31, 2020.
3. If a county is initially assigned to Purple Tier 1 and has met the criteria for a less restrictive tier the prior week, the county only needs to meet the criteria for a less restrictive tier for one more week to move to the Red Tier 2. (For the September 8, 2020 assignment, a county does not need to remain in the Purple Tier 1 for three weeks. For all subsequent assessments, a county must remain in a tier for three weeks and meet the criteria to advance as described below.)

To advance:

1. A county must have been in the current tier for a minimum of three weeks, except as described in the "Initial step applied on August 28, 2020" section above.
2. A county must meet criteria for the next tier for both measures for the prior two consecutive weeks in order to progress to the next tier.
3. In addition, the state will establish health equity measures on activities such as data collection, testing access

LOCAL AVAILABLE HOSPITAL RESOURCES

ORANGE COUNTY COVID-19 DASHBOARD

Cumulative Cases

37,813

(Includes Deaths)

Daily COVID+ Cases Received

422

Cumulative Deaths

651

Daily (New) Deaths Received

0

Cumulative PCR Tests

435,927

Daily PCR Tests Received

17,133

Recovered Cases

25,248

(Estimated)

Current Hospital Patients

555

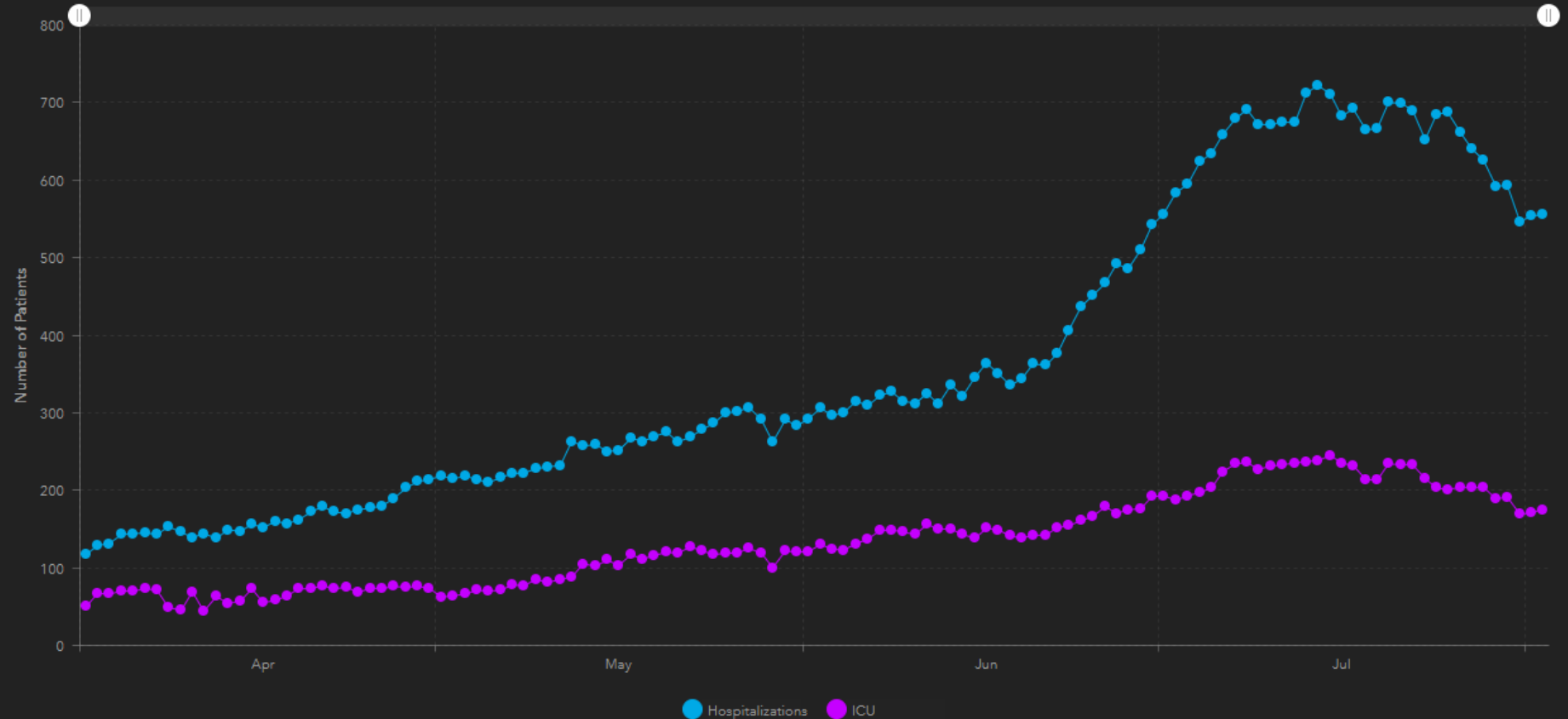
(Includes ICU)

Current ICU Patients

175

ICU - Intensive Care Unit

Daily Hospital/ICU Patient Census



SITUATIONAL UPDATE

HUNTINGTON BEACH

Huntington Beach Total Cases	Huntington Beach Total Deaths
1,719 cases (169 SNFs)	47 deaths (36 SNFs)

SITUATIONAL UPDATE

HUNTINGTON BEACH

- Current Cases in Huntington Beach: 1,719
- Population: 203,761
- 4th largest city population in Orange County
- 4th most confirmed COVID-19 cases by city in Orange County
 - Behind Santa Ana, Anaheim, and Garden Grove
- Significant number of Huntington Beach COVID-19 cases are from Skilled Nursing Facilities
 - 9.8% of total cases from SNFs
 - 76.6% of total deaths from SNFs
 - Includes patients and nursing facility staff
 - HB skilled nursing facilities numbers rose early
 - Other OC facilities also reporting increased cases

SITUATION AT A GLANCE

Location		8/3/2020	% Increase Over Prior Day	# Increase Over Prior Day
Huntington Beach	Total Cases	1,719	0.1%	1
	Total Deaths	47	2.2%	1
Orange County	Total Cases	37,813	1.1%	422
	Total Deaths	651	0.0%	-
California	Total Cases	514,901	1.1%	5,739
	Total Deaths	9,388	0.3%	32
United States	Total Cases	4,696,573	1.0%	47,511
	Total Deaths	155,165	0.3%	413

HUNTINGTON BEACH **CITY SERVICES UPDATE**

City Facility Modified Operating Plan

- Beginning July 20, the City instituted a modified operating plan due to a rise in COVID-19 cases in Orange County
 - Goal is to ensure continuity of all City operations, while keeping employees apart as much as possible
 - City Hall, City Gym, Edison, Murdy, and the Police Department lobby are closed to the public except by appointment or for program participants
 - All current services are still being offered, including Police, Fire, development, utility operations, recreation, and library curbside service
 - Call Center at (714) 536-5511 for general inquiries and assistance.

COVID-19 Cases in City Organization

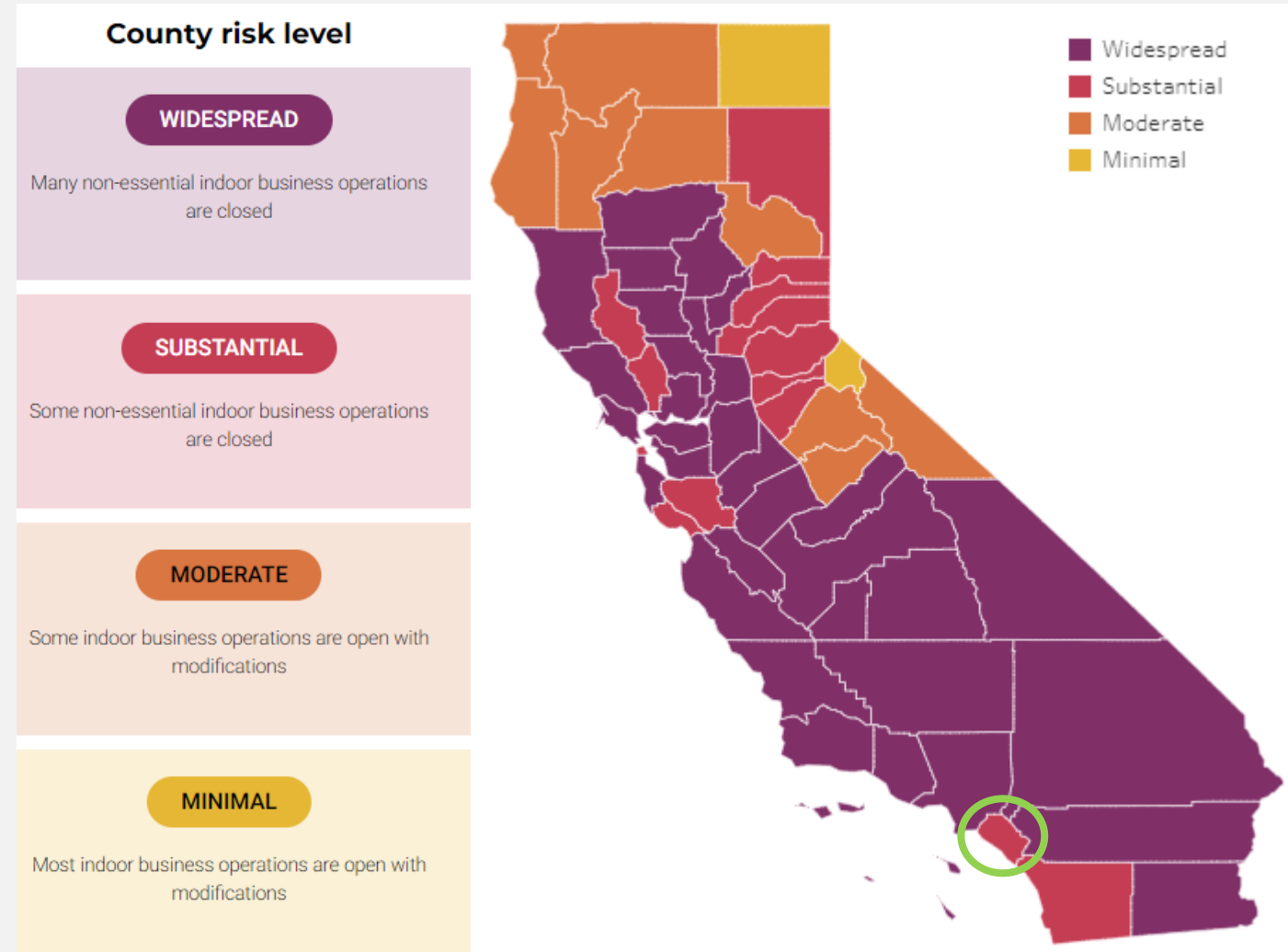
- Currently, we have 0 positive employees
- Since mid-June, we have had a cumulative total of 36 employees across the organization test positive
- City carefully tracking each case, facilitating testing, and conducting contact tracing.
 - Over 700 tests have been provided to employees at no cost
 - Outside of a few instances in the Police Department, we have not had any known cases of employee-to-employee transmission while at work

SITUATIONAL UPDATE

OPENING UP THE CALIFORNIA ECONOMY

Orange County Moved to Tier 2 Reopening - Substantial Transmission

- Earlier today, Orange County transitioned to Tier 2 Reopening
- Certain business sectors can re-open immediately, others can expand their operations with capacity restrictions
- Find all business sector guidelines by visiting <https://covid19.ca.gov/safer-economy/> and entering “Orange” in the County field



SITUATIONAL UPDATE

OPENING UP THE CALIFORNIA ECONOMY

A listing of some of the activities and businesses now re-opened and/or expanded today are as follows:

- **Restaurants**
 - May re-open for indoor dining with modifications
 - Capacity must be limited to the less of 25% or 100 people, whichever is less
 - Must close every night by 10 p.m.
- **Places of Worship**
 - May re-open indoors with modifications
 - Indoor activities limited to 25% capacity or 100 people, whichever is less
- **Shopping Centers**
 - May re-open with modifications
 - Indoor capacity must be limited to 50% for shopping malls, destination shopping centers, and swap meets
 - Common areas are closed; Reduced food court capacity
- **Retail**
 - May re-open with modifications
 - Retail capacity must be limited to 50%
- **Hair Salons and Barbershops**
 - May re-open indoors with modifications
- **Personal Care Services** (nail salons, body waxing, tattoo parlors, piercing studios, skin care & cosmetology, and massage services)
 - May re-open indoors with modifications
- **Gyms and Fitness Facilities**
 - May re-open indoors with modifications
 - Capacity must be limited to 10%
- **Movie Theaters**
 - May re-open with modifications
 - Capacity must be limited to 25% or 100 people, whichever is less
- **Family Entertainment Centers**
 - May re-open outdoor only with modifications for activities such as go-kart racing, mini golf, and batting cages
- **Museums, Zoos and Aquariums**
 - May re-open indoors with modifications
 - Indoor activities limited to 25% capacity

ECONOMIC RECOVERY UPDATE

COVID-19 SMALL BUSINESS RELIEF PROGRAM

- Nearly \$4.75 million allocated to City of Huntington Beach
- Applications were accepted from June 22 - June 26, 2020
- Lottery held on July 2, 2020
 - 824 businesses originally selected, pending review of supporting documentation to confirm eligibility
 - 237 alternates pulled into review process thus far
- Businesses working with our partner, the O.C. Small Business Development Center, to gather and review documents
- City working with businesses to resolve any outstanding issues, complete our final review, and disburse grant checks on a weekly basis
- **To date, the City has disbursed \$2,865,000 (60%) in grant funds to a total of 539 small businesses.**


HUNTINGTON HARBOR OPERATIONAL UPDATE

- Following reports by concerned citizens, the HB Fire Department Marine Safety Division began providing Lifeguard services at four of the main beaches located in Huntington Harbor on August 22, 2020
 - Davenport Beach
 - Humboldt Beach
 - Seabridge Beach
 - Trinidad Beach
- Three-phase response plan to address safety issues and code violations
- Currently, the staffing in Huntington Harbor includes the following:
 - 1-2 Lifeguards staffed at each beach beginning at 1000 hours
 - 1 Recurrent Lifeguard III serving as a supervisor and response unit
 - 1 Marine Safety Officer serving as a Division Supervisor
 - 1 Harbor Patrol Vessel



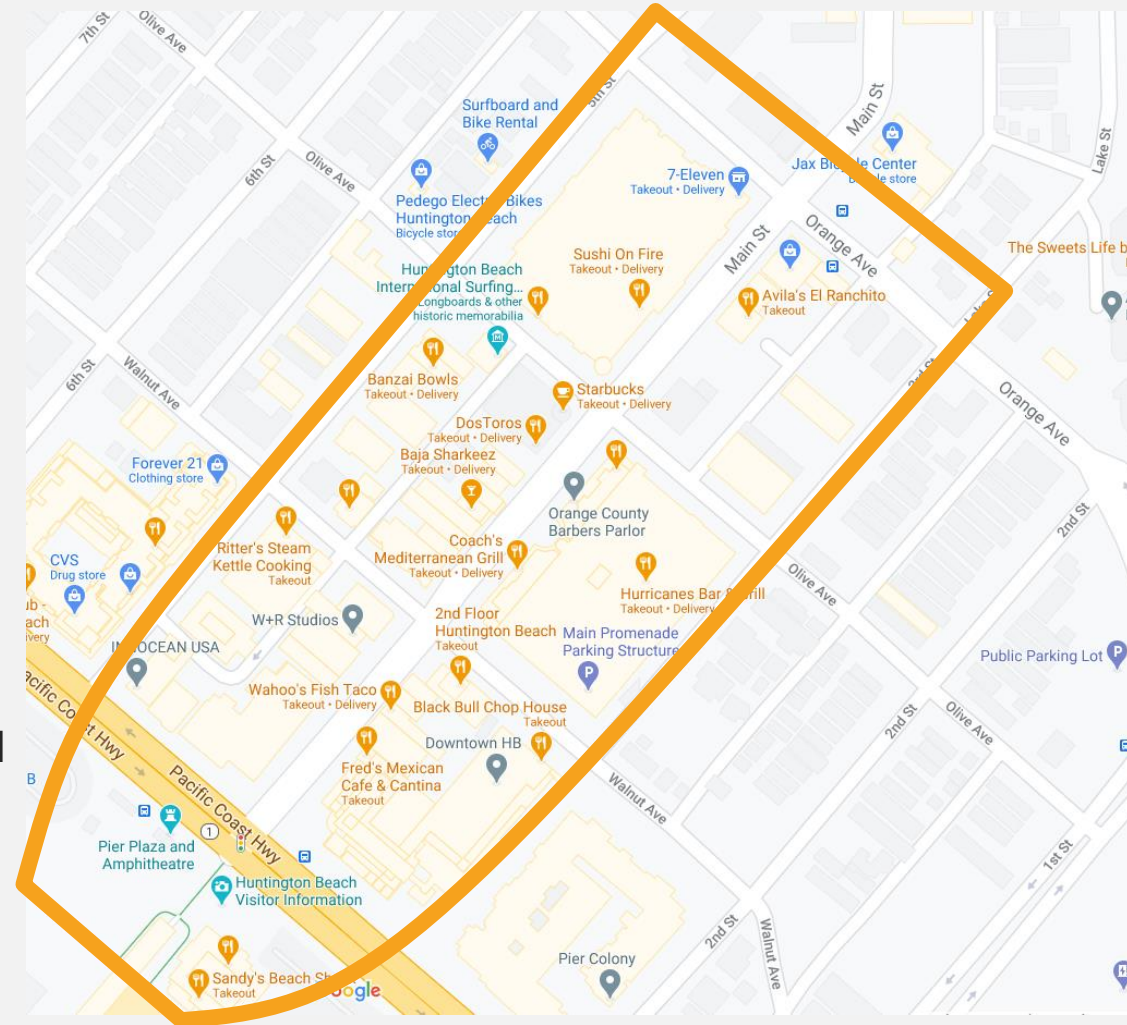
HUNTINGTON HARBOR OPERATIONAL UPDATE

- In addition to this increased staffing, the Fire Department is also looking to implement the following safety measures:
 - Adding swim lane buoys – Materials have been ordered. Estimated completion by end of October.
 - New Lifeguard schedule to remain at the beaches until dusk on the weekends – In place the past 2 weekends.
- Staff evaluating other potential safety measures, including:
 - Locking public bathrooms after the beach/park closes, and re-opening them in the morning
 - Limiting number of paddleboard and kayak rentals
 - Police Department evening & weekend patrol to enforce beach closure after dusk
 - Increase frequency of tree trimming at Trinidad Beach
 - Long-term re-design to add barriers to either side of Trinidad Bridge



DOWNTOWN SAFETY UPDATE

- Following the street closures on the 2nd and 3rd block of Main Street, HB Police Department compared crime data from July & August 2019 to 2020
- Though difficult to conduct a straight comparison due to COVID-19 and cancelation of large events such as the U.S. Open, the PD found that calls for service have decreased in some key areas including:
 - Burglaries
 - Drunk Person Calls
 - DUIs
 - Stolen Property
 - Traffic / Parking Related
- However, some calls for service have increased in 2020, as compared with 2019, which may be related to the rise in unemployment and near-weekly protests in the downtown area:
 - Assault
 - Trespassing
 - Disturbing the Peace Related Calls



QUESTIONS?

