

CITY OF HUNTINGTON BEACH **COVID-19 RESPONSE UPDATE**

City Council Meeting
August 3, 2020



SITUATIONAL UPDATE

U.S. TOTALS

✓ Table 1. Deaths involving coronavirus disease 2019 (COVID-19), pneumonia, and influenza reported to NCHS by week ending date, United States. Week ending 2/1/2020 to 8/1/2020.*

Updated Aug 3, 2020

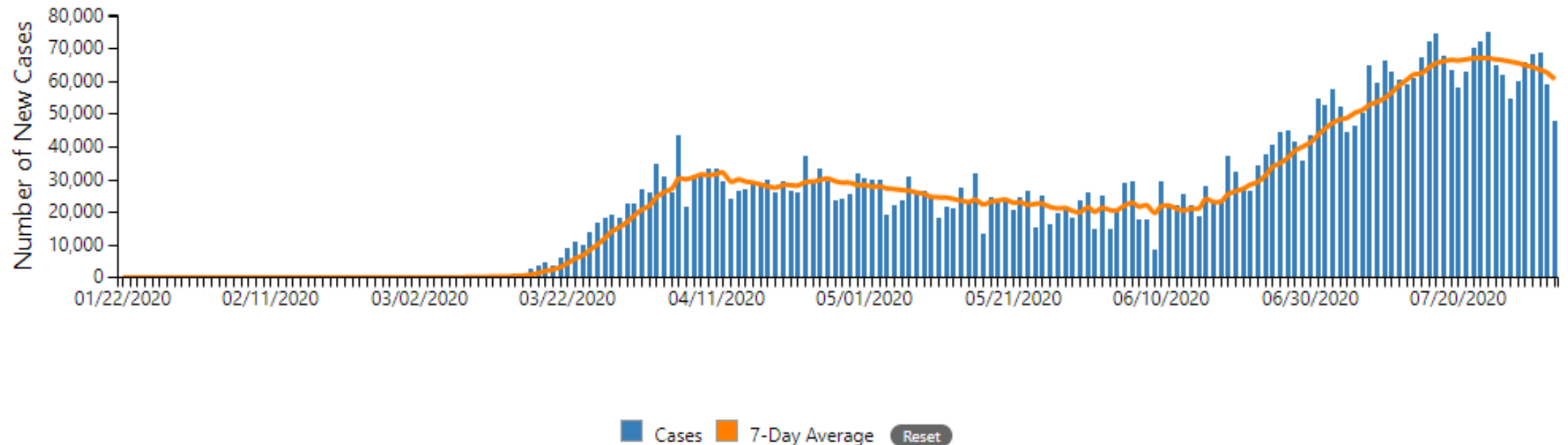
Week ending date in which the death occurred	All Deaths involving COVID-19 (U07.1) ¹	Deaths from All Causes	Percent of Expected Deaths ²	Deaths involving Pneumonia, with or without COVID-19, excluding Influenza deaths (J12.0-J18.9) ³	Deaths involving COVID-19 and Pneumonia, excluding Influenza (U07.1 and J12.0-J18.9) ³	All Deaths involving Influenza, with or without COVID-19 or Pneumonia (J09-J11), includes COVID-19 or Pneumonia ⁴	Deaths involving Pneumonia, Influenza, or COVID-19 (U07.1 or J09-J18.9) ⁵
Total Deaths	139,037	1,565,571	107	147,502	60,379	6,581	231,774

SITUATIONAL UPDATE

U.S. TOTALS

New Cases by Day

The following chart shows the number of new COVID-19 cases reported each day in the U.S. since the beginning of the outbreak. Hover over the bars to see the number of new cases by day.



SITUATIONAL UPDATE CALIFORNIA

California numbers

Total cases:

▲ **514,901** (+1.1% increase)

Total deaths:

▲ **9,388** (+ 0.3% increase)

Tests reported:

👤 **8,184,696**

How are COVID-19 cases progressing in each county?

Positive
Cases

New
Cases

Total
Deaths

New
Deaths

Positive Cases by County



Los Angeles	192,480
Riverside	38,507
Orange	37,266
San Bernardino	33,643
San Diego	29,885
Kern	21,162
Fresno	15,759



SITUATIONAL UPDATE ORANGE COUNTY

COVID-19 Cases in Orange County

	2-Aug	3-Aug	% Increase Over Prior Day	# Increase Over Prior Day
Total Cases	37,391	37,813	1.1%	422
Total Deaths	651	651	0.0%	-

Orange County, CA COVID-19 Case Count

Cumulative Cases
to Date
(includes deaths)

37,813

*1,675 SNF residents, 476 OC jail
inmates, and 137 Persons
Experiencing Homelessness*

Daily COVID
Positive Cases
Received

422

Cumulative
Deaths to Date

651

*Includes 267 SNF residents,
28 ALF residents, 0 OC jail
inmates, and 1 Persons
Experiencing Homelessness*

Deaths Reported
Today

0

*0 skilled nursing facility residents,
0 assisted living facility residents,
0 residents (not living in a facility)*

Cumulative Tests
To Date

435,927

Tests Reported
Today

17,133

Cases Currently
Hospitalized

555*

**Includes ICU cases*

Cases Currently
in ICU

175

ICU - Intensive Care Units

Cumulative
Recovered to
Date

25,248*

*Numbers fluctuate day-by-day
due to changes in patient
condition(s). Data are gathered
daily at one point in time.*

SITUATIONAL UPDATE

ORANGE COUNTY

ORANGE COUNTY COVID-19 DASHBOARD



Cumulative Cases

37,813

(Includes Deaths)

Daily COVID+ Cases Received

422

Cumulative Deaths

651

Daily (New) Deaths Received

0

Cumulative PCR Tests

435,927

Daily PCR Tests Received

17,133

Recovered Cases

25,248

(Estimated)

ELEVATED DISEASE TRANSMISSION

Case Rate per 100,000

125.1

CDPH Threshold: >25.0 per 100,000

(14-Day Case Rate with 3-Day Lag)

Testing Positivity Percent

8.9%

CDPH Threshold: >8%

(7-Day Testing Positivity with 7-Day Lag)

LIMITED HOSPITAL CAPACITY

Percent ICU Beds Currently Available

35%

CDPH Threshold: <20% ICU Beds Available

Percent Ventilators Currently Available

54%

CDPH Threshold: <25% Ventilators Available

INCREASING HOSPITALIZATION

Change in 3-day Average Hospitalized Patients

-8.6%

CDPH Threshold: >10% Increase

Figures shown in this tab are reported by California Department of Public Health
CDPH Data Monitoring Information: <https://www.cdph.ca.gov/Programs/CID/DCDC/Pages/COVID-19/CountyMonitoringDataStep1.aspx>

LOCAL AVAILABLE HOSPITAL RESOURCES

ORANGE COUNTY COVID-19 DASHBOARD

Cumulative Cases

37,813

(Includes Deaths)

Daily COVID+ Cases Received

422

Cumulative Deaths

651

Daily (New) Deaths Received

0

Cumulative PCR Tests

435,927

Daily PCR Tests Received

17,133

Recovered Cases

25,248

(Estimated)

Current Hospital Patients

555

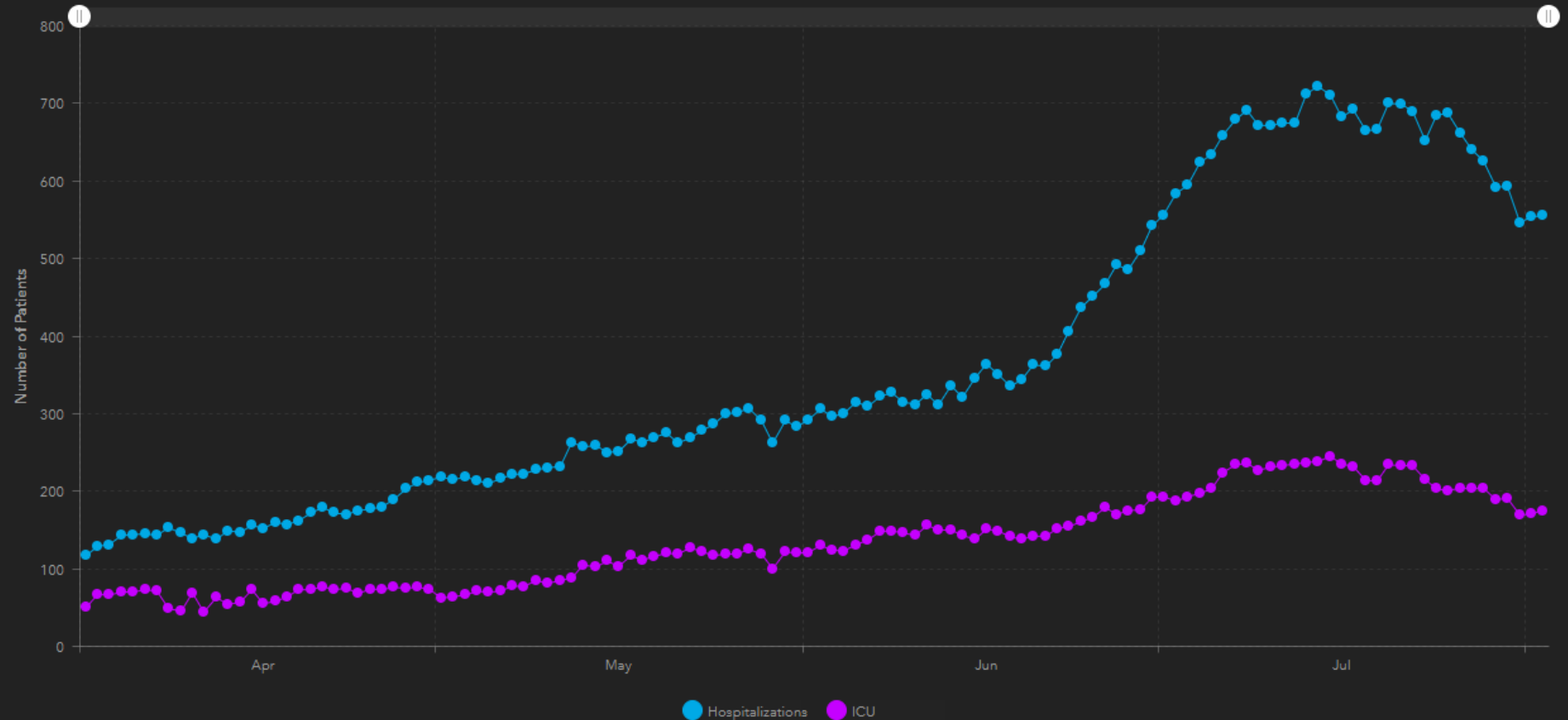
(Includes ICU)

Current ICU Patients

175

ICU - Intensive Care Unit

Daily Hospital/ICU Patient Census



SITUATIONAL UPDATE

HUNTINGTON BEACH

Huntington Beach Total Cases	Huntington Beach Total Deaths
1,719 cases (169 SNFs)	47 deaths (36 SNFs)

SITUATIONAL UPDATE

HUNTINGTON BEACH

- Current Cases in Huntington Beach: 1,719
- Population: 203,761
- 4th largest city population in Orange County
- 4th most confirmed COVID-19 cases by city in Orange County
 - Behind Santa Ana, Anaheim, and Garden Grove
- Significant number of Huntington Beach COVID-19 cases are from Skilled Nursing Facilities
 - 9.8% of total cases from SNFs
 - 76.6% of total deaths from SNFs
 - Includes patients and nursing facility staff
 - HB skilled nursing facilities numbers rose early
 - Other OC facilities also reporting increased cases

SITUATION AT A GLANCE

Location		8/3/2020	% Increase Over Prior Day	# Increase Over Prior Day
Huntington Beach	Total Cases	1,719	0.1%	1
	Total Deaths	47	2.2%	1
Orange County	Total Cases	37,813	1.1%	422
	Total Deaths	651	0.0%	-
California	Total Cases	514,901	1.1%	5,739
	Total Deaths	9,388	0.3%	32
United States	Total Cases	4,696,573	1.0%	47,511
	Total Deaths	155,165	0.3%	413

HUNTINGTON BEACH **CITY SERVICES UPDATE**

City Facility Modified Operating Plan

- Beginning July 20, the City instituted a modified operating plan due to a rise in COVID-19 cases in Orange County
 - Goal is to ensure continuity of all City operations, while keeping employees apart as much as possible
 - City Hall, City Gym, Edison, Murdy, and the Police Department lobby are closed to the public except by appointment or for program participants
 - All current services are still being offered, including Police, Fire, development, utility operations, recreation, and library curbside service
 - Call Center at (714) 536-5511 for general inquiries and assistance.

COVID-19 Cases in City Organization

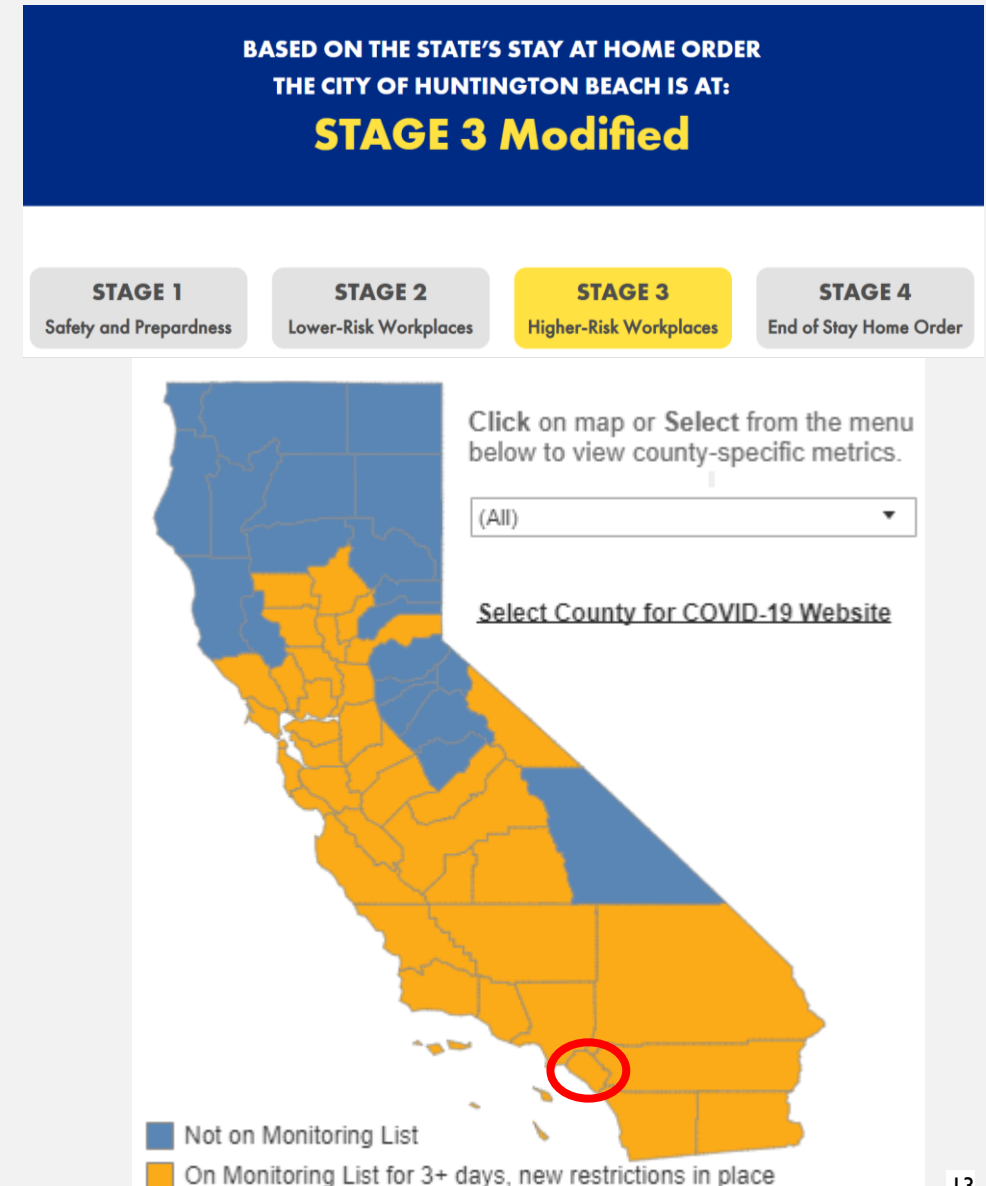
- Last week, multiple news articles focused on City of Huntington Beach's City Hall and Police Department COVID-19 cases
- Currently, we have 4 positive employees
- Since mid-June, we have had a cumulative total of 35 employees across the organization test positive
- City carefully tracking each case, facilitating testing, and conducting contact tracing.
 - Over 600 tests have been provided to employees at no cost
 - Outside of a few instances in the Police Department, we have not had any known cases of employee-to-employee transmission while at work

SITUATIONAL UPDATE

OPENING UP THE CALIFORNIA ECONOMY

Orange County in Modified Stage 3 Reopening

- As of July 1, Orange and 18 other counties were forced to cease indoor restaurant and related service, and close bars completely
- Many industries allowed to operate outdoors only, including barbers / hair salons, nail salons, fitness centers, and shopping malls
- Visit www.HBready.com/reopen for further details.



ECONOMIC RECOVERY UPDATE

COVID-19 SMALL BUSINESS RELIEF PROGRAM

- Nearly \$4.75 million allocated to City of Huntington Beach
- Applications were accepted from June 22 - June 26, 2020
- Lottery held on July 2, 2020
 - 824 businesses selected out of 1,080 businesses
- Nearly 80% of awardees were businesses with less than 10 employees that will be receiving \$5,000 grants
- Businesses working with our partner, the O.C. Small Business Development Center, to gather and review documents
- City working with businesses to resolve any outstanding issues, complete our final review, and disburse grant checks on a weekly basis
- **To date, the City has disbursed \$900,000 in grant funds to a total of 166 small businesses.**

QUESTIONS?

