

## **Bluff Top Park – Railing Replacement**

**Project Location:** Bluff Top Park area of beach bluff between the sandy beach and Pacific Coast Highway from 11<sup>th</sup> Street to Seapoint Street.

**Zoning:** SP5-CZ

**APN:** 023-170-13; 023-170-14

### **Project Description:**

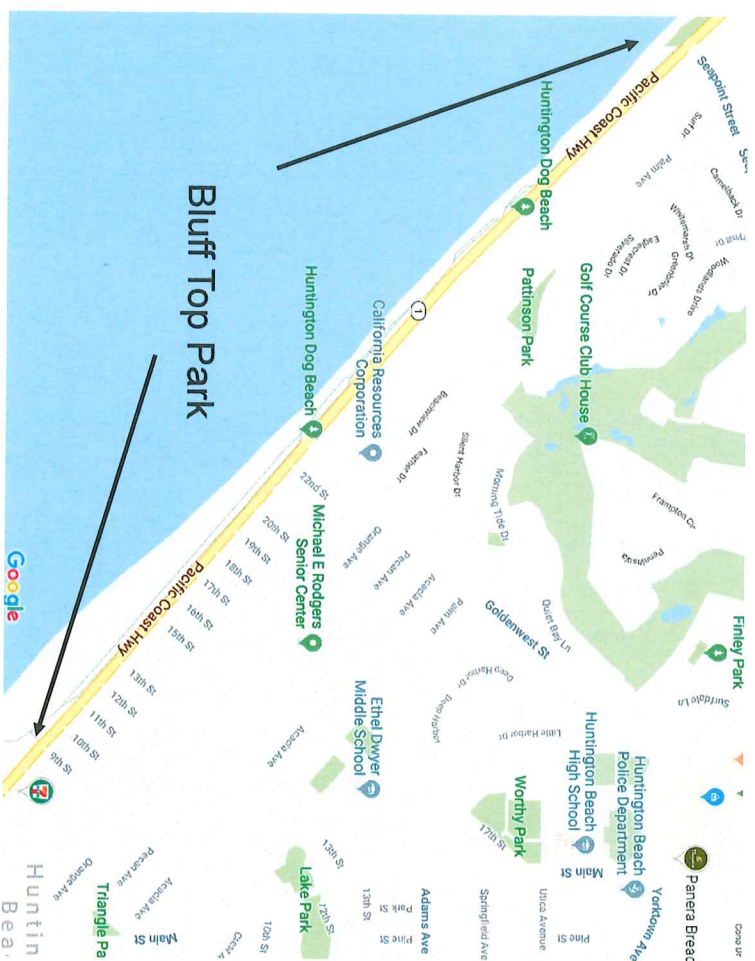
Replacement of approximately 7,500 lineal feet of galvanized steel railing along the beach bluff from 11<sup>th</sup> Street to approximately 2,000 feet south of Seapoint Street. Proposed project is to replace the existing galvanized steel railing with wood, lodge pole railing. The lodge pole design will be consistent with the existing railing pattern, matching the spacing and height of vertical posts and rails. The natural wood color of the posts and rails will also be similar in tone to the beige color of the existing railing.

The new railing will be placed in the same line of the existing railing along the bluff.

023-170-13  
023-170-14

# BLUFF TOP PARK IMPROVEMENTS

## PROJECT LOCATION




# Bluff Top Park Improvements - Project Area



EXISTING STEEL FENCING TO BE REPLACED WITH WOODEN SPL. TRAIL




EXISTING LODGE POLE FENCE AT WIEDERS REGIONAL PARK




EXISTING FENCE CONDITION AT GOLDENWEST

PROPOSED FENCE AT GOLDENWEST



EXISTING FENCE CONDITION AT DOG BEACH PARKING LOT

PROPOSED FENCE AT DOG BEACH PARKING LOT



EXISTING FENCE CONDITION AT 19TH


PROPOSED FENCE AT 19TH



EXISTING STEEL FENCING TO BE REPLACED WITH WOODEN SPL. TRAIL

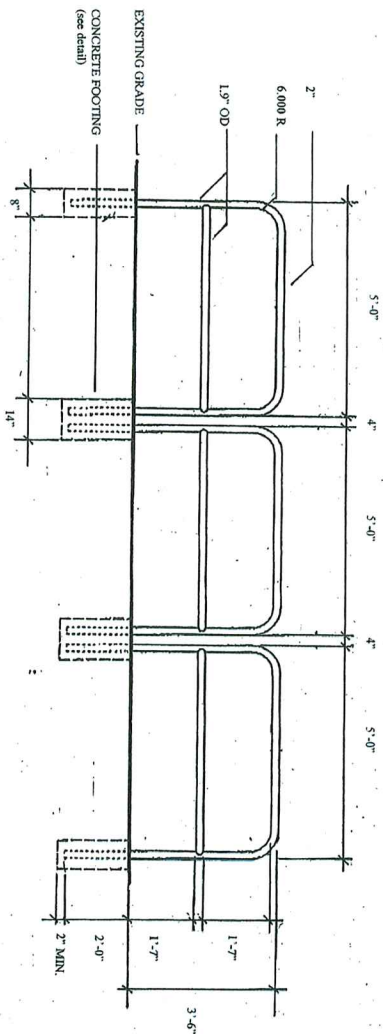


# EXISTING RAILING DESIGN




5. 30. 2006

# Existing Rail Design Detail



TYPICAL GUARDRAIL ELEVATION  
ALL RAILING TO BE SCH. 40 GALVANIZED STEEL  
COATED W/ LINEX AND HOT DIPPED

# PROPOSED RAILING DESIGN





# LODGE POLE RAILING - SAMPLE

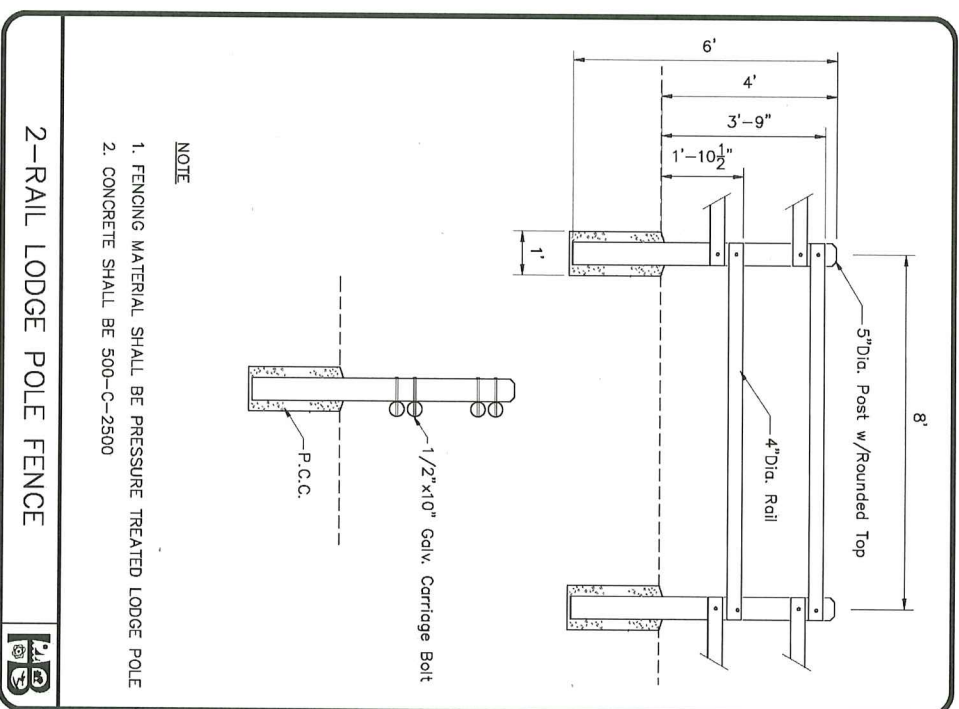


# LODGE POLE RAILING - SAMPLE





# Lodge Pole Railing Detail



# Existing Galvanized Steel Railing at PCH & 19<sup>th</sup> Street





# Sample Lodge Pole Railing at PCH & 19<sup>th</sup> Street



# Existing Galvanized Steel Railing at North Beach Parking Lot (PCH, North of Goldenwest)






Sample Lodge Pole Railing  
at North Beach Parking Lot (PCH, North of Goldenwest)



## Existing Site Conditions (South of Goldenwest St)





# Existing Site Conditions (North of Goldenwest St)




# TYPICAL VIEW – NORTHEAST (South of Goldenwest)





## TYPICAL VIEW – SOUTHEAST (South of Goldenwest)





## VIEW FROM BEACH

