



17121 Nichols Lane Huntington Beach, CA 92647
o 657.840.6111 f 714.841.4660 republicservices.com

We'll handle it from here.

April 22, 2019

Mr. Gilbert Garcia
Chief Financial Officer
City of Huntington Beach
2000 Main Street
Huntington Beach, CA 92648

RE: 2019 Solid Waste Disposal Rate Certification for Residential Services

Dear Mr. Garcia:

Enclosed is the 2019-2020 Refuse Rate Calculation for the City of Huntington Beach's (City) residential solid waste collection provided by Rainbow Disposal Co., Inc., a Republic Services Company (Republic).

In accordance with the terms of the franchise agreement, Republic's change in compensation is calculated based on three factors:

1. The projected percentage of increase or decrease in the Bureau of Labor Statistics Consumer Price Index (CPI) for the Orange County area from March to March of the preceding twelve (12) months. This factor constitutes seventy-six (76%) of the rate adjustment.
2. The increase or decrease in the Orange County landfill tipping fees. This factor constitutes sixteen percent (16%) of a rate adjustment and is based upon the tipping fee adopted by Orange County for the subsequent fiscal year.
3. The increase or decrease in the average per gallon price of fuel as paid by Rainbow during the March to March timeframe noted above. This factor constitutes eight percent (8%) of a rate adjustment (Please refer to attachment for calculation).


In accordance with the factors outlined above, the rate will increase by 3.47%.

Republic respectfully requests the City's consideration in the rate compensation adjustment for residential services proposed herein for implementation on July 1, 2019.

Please let us know if you have any questions or comments and thank you for the opportunity to serve the solid waste recycling needs of the City of Huntington Beach.


CERTIFICATION

To the best of our knowledge the information enclosed is complete and accurate.

A handwritten signature in blue ink, appearing to read "Chris Kentopp", written over a horizontal line.

Chris Kentopp
General Manager
Rainbow Disposal Co., Inc.

ACKNOWLEDGEMENT

A handwritten signature in blue ink, appearing to read "Gilbert Garcia", written over a horizontal line.

Mr. Gilbert Garcia
Chief Financial Officer
City of Huntington Beach



Residential Rate 2019

Application of Rate Change Factor to the Residential Rate 2019

	Existing Rate	Percentage Change	Rate Change	New Rate
Refuse Rate	\$ 16.27	3.47%	\$ 0.56	\$ 16.83
MRF Rate	\$ 3.00	0%	\$ -	\$ 3.00
Total Republic Rate	\$ 19.27		\$ 0.56	\$ 19.83

Note: This rate does not include the City's admin fee.



City of Huntington Beach
July 1, 2019 Rate Increase
Calculation

CPI Portion (76%)

March 2018	March 2019	Change	%	Effective PI
264.158	271.311	7.153	2.71%	2.06%

County of Orange Landfill Tipping Fee Portion (16%)

2018	2019	Change	%	Effective PI
\$ 34.18	\$ 35.05	\$ 0.87	2.55%	0.41%

CNG Pricing Portion (8%)

March 2018	March 2019	Change	%	Effective PI
\$ 1.88	\$ 2.12	\$ 0.24	12.52%	1.00%

Total Price Increase - July 1, 2019

3.47%

[A to Z Index](#) | [FAQs](#) | [About BLS](#) | [Contact Us](#) | [Subscribe to E-mail Updates](#) [GO](#)[Follow Us](#) | [What's New](#) | [Release Calendar](#) | [Blog](#)[Search BLS.gov](#)[Home](#)[Subjects](#)[Data Tools](#)[Publications](#)[Economic Releases](#)[Students](#)[Beta](#)

Databases, Tables & Calculators by Subject

SHARE ON: [f](#) [t](#) [in](#)

Change Output Options:

From: [2009](#) [v](#)To: [2019](#) [v](#)[GO](#)☒ include graphs ☐ include annual averages[More Formatting Options](#) [➔](#)

Data extracted on: April 19, 2019 (9:43:10 PM)

CPI-All Urban Consumers (Current Series)

Series Id: CUURS49ASA0

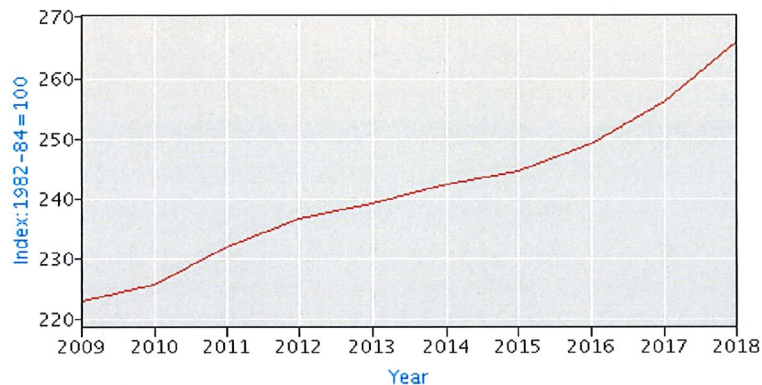
Not Seasonally Adjusted

Series Title: All items in Los Angeles-Long Beach-Anaheim, CA, all urban consumers, not seasonally adjusted

Area: Los Angeles-Long Beach-Anaheim, CA

Item: All items

Base Period: 1982-84=100

Download: [xls](#)

Year	Jan	Feb	Mar	Apr	May	Jun	Jul	Aug	Sep	Oct	Nov	Dec	Annual	HALF1	HALF2
2009	220.719	221.439	221.376	221.693	222.522	223.906	224.010	224.507	225.226	225.264	224.317	223.643	223.219	221.943	224.495
2010	224.610	224.620	225.483	225.916	226.438	225.877	225.991	226.373	226.048	226.794	225.941	226.639	225.894	225.491	226.298
2011	228.652	229.729	232.241	233.319	233.367	232.328	231.303	231.833	233.022	233.049	232.731	231.567	231.928	231.606	232.251
2012	233.441	234.537	236.941	236.866	237.032	236.025	235.776	237.222	238.104	240.111	237.675	236.042	236.648	235.807	237.488
2013	238.015	239.753	239.995	239.043	239.346	239.223	238.920	239.219	239.611	239.940	238.677	238.742	239.207	239.229	239.185
2014	239.857	241.059	242.491	242.437	243.362	243.528	243.727	243.556	243.623	243.341	241.753	240.475	242.434	242.122	242.746
2015	239.724	241.297	243.738	243.569	246.093	245.459	247.066	246.328	245.431	245.812	245.711	245.357	244.632	243.313	245.951
2016	247.155	247.113	247.873	248.368	249.554	249.789	249.784	249.700	250.145	251.098	250.185	250.189	249.246	248.309	250.184
2017	252.373	253.815	254.525	254.971	255.674	255.275	256.023	256.739	257.890	258.883	259.135	259.220	256.210	254.439	257.982
2018	261.235	263.012	264.158	265.095	266.148	265.522	266.007	266.665	268.032	269.482	268.560	267.631	265.962	264.195	267.730
2019	269.468	269.608	271.311												

TOOLS[Areas at a Glance](#)
[Industries at a Glance](#)
[Economic Releases](#)
[Databases & Tables](#)
[Maps](#)**CALCULATORS**[Inflation](#)
[Injury And Illness](#)**HELP**[Help & Tutorials](#)
[FAQs](#)
[Glossary](#)
[About BLS](#)
[Contact Us](#)**INFO**[What's New](#)
[Careers @ BLS](#)
[Find It! DOL](#)
[Join our Mailing Lists](#)
[Linking & Copyright Info](#)**RESOURCES**[Inspector General \(OIG\)](#)
[Budget and Performance](#)
[No Fear Act](#)
[USA.gov](#)
[Benefits.gov](#)



Thomas D. Koutroulis, Director
300 N. Flower Street, Suite 400
Santa Ana, CA 92703

www.oclandfills.com
Telephone: (714) 834-4000
Fax: (714) 834-4183

March 13, 2019

Republic of Huntington Beach
Mr. Chris Kentopp, General Manager
17121 Nichols Lane.
Huntington Beach, CA 92647

Subject: Waste Disposal Agreement Contract Rate

Dear Mr. Kentopp:

In accordance with the Waste Disposal Agreement between Republic Services of Huntington Beach and the County of Orange (County), the County is obligated to provide Republic Services of Huntington Beach with notice of the adjustment to the contract rate on an annual basis effective July 1st of each year. This letter serves as your official notice that the adjusted contract rate increase will be \$35.05. This is a \$0.87 increase from the previous rate of \$34.18. The adjusted contract rate, \$35.05, will be in effect July 1, 2019. The escalation calculation of the adjustment is included as an attachment to this letter as set forth in Section 4.2(F) of the Waste Disposal Agreement.

If you have any questions, please call me at (714) 834-4130 or e-mail me at kristen.almaraz@ocwr.ocgov.com.

Sincerely,

Kristen Almaraz
Contract Compliance Manager
Business Services, Contract & Program Support


Attachment

Annual Escalation (WDA) Rate Change Sheet for Year: **2019**

Effective July 1 st	Charge Type	Current Rate	New Rate	Description
Non Contract ¹	30	58.18 ✓	59.05 ✓	Standard
	31	63.18 ✓	64.05 ✓	HTH
City Contract 1	50	34.18 ✓	35.05 ✓	Standard
	51	39.18 ✓	40.05 ✓	HTH
City Contract 2 (+10%)	60	37.60 ✓	38.55 ✓	Standard
	61	42.60 ✓	43.55 ✓	HTH
Exempt & Credit (e.g., soil, asphalt, green waste, etc.)	90	0		Exempt
	95	0		Credit
Auto	33	5.00 (.08 tons x \$27 fixed rate = \$5)		Flat Fee
Trucks <880lbs.	34	20.00 (.44 tons x \$46 fixed rate = \$20)		Minimum Rate
For trucks >880lbs.	30	Charge varies (tons x non contract standard rate)		


¹ For Non Contract In-County waste, rate is the In-County WDA rate plus \$19 AB939 surcharge, plus \$5.

Reviewed by:


Kristen Almaraz
Contract & Program Support


2/26/19
Date

Reviewed by:


Trang Doan
Budget, Purchasing, & Landfill Administration

2/26/19
Date

Approved by:


Lisa Smith
Business Services, Deputy Director

3-8-19
Date

OC Waste & Recycling Accounting
Annual Contract Rate Adjustment (Escalation Calculation)
Effective July 1, 2019

(1) Percentage Change Calculation Formula:

Step 1:

$$\left[\frac{\text{October 2018 CPI}}{\text{October 2017 CPI}} \right] - 1 = \% \text{ Increase in Contract Rate}$$

$$\left[\frac{252.885}{246.663} \right] - 1 = 2.52\%$$

City Contract Rate:

Step 2:

$$\text{Current City Contract Rate} \times (1 + \% \text{ Increase in Contract Rate}) = \text{Contract Rate as of July 1, 2019}$$

$$\$34.18 \times (1 + 2.52\%) = \$35.05$$

(2) OC Sanitation District Rate:

$$\text{Contract Rate as of July 1, 2019} \times (1 + 10\%) = \text{OC Sanitation District Contract Rate as of July 1, 2019}$$

$$\$35.05 \times (1 + 10\%) = \$38.55$$

Note:

- (1) Complete instructions on calculating this annual adjustment are available in Section 4.2 (I) (F) of the Waste Disposal Agreement effective July 1, 2010.

S:_No_Auto-Delete\Management_Services\Scanned Waste Disposal Contracts\WDA\2010-2020 Signed Agreements\Facility Operator

- (2) Complete instructions on calculating this annual adjustment are available in Section 4.2 (A) of the Waste Disposal Agreement with Orange County Sanitation District effective 2012.

S:_No_Auto-Delete\Management_Services\Scanned Waste Disposal Contracts\WDA\2010-2020 Signed Agreements\JPA & Sanitation District

***Per Trang Doan (Budget, Purchasing, and Landfill Administration), round rate from \$35.04 to \$35.05 2/26/19.**

Note from Trang Doan 2/26/19:

$$\text{Escalation} = \frac{252.885}{246.663} = 1.02522$$

$$\text{Rate Adjustment} = \$34.18 \times 1.02522 = \$35.046$$

rounding to \$35.05

[About BLS](#) | [FAQs](#) | [About BLS](#) | [Contact Us](#) | [Subscribe to E-mail Updates](#) **GO**[Follow Us](#) | [What's New](#) | [Release Calendar](#) | [Blog](#)[Search BLS.gov](#) **Q**[Home](#)[Subjects](#)[Data Tools](#)[Publications](#)[Economic Releases](#)[Students](#)[Beta](#)

Databases, Tables & Calculators by Subject

SHARE ON [f](#) [t](#) [in](#)

Change Output Options:

From **2009** To **2019** **GO**☐ include graphs ☐ include annual averages[More Formatting Options](#) →

Data extracted on: February 25, 2019 (1:10:40 PM)

CPI-All Urban Consumers (Current Series)

Series Id: **CUAUCUR84**

Not seasonally adjusted

Series Title: All items in U.S. city average, all urban consumers, not seasonally adjusted

Area: U.S. city average

Item: All items

Base Period: 1982=100

Download: [CSV](#) [Excel](#)

Year	Jan	Feb	Mar	Apr	May	Jun	Jul	Aug	Sep	Oct	Nov	Dec	HALF1	HALF2
2009	211.143	212.193	212.709	213.240	213.856	215.693	215.351	215.834	215.969	216.177	216.330	215.949	213.139	215.935
2010	216.687	216.741	217.631	218.009	218.178	217.965	218.011	218.312	218.439	218.711	218.803	219.179	217.535	218.576
2011	220.223	221.309	223.467	224.906	225.964	225.722	225.922	226.545	226.889	226.421	226.230	225.672	223.598	226.280
2012	226.665	227.663	229.392	230.085	229.815	229.478	229.104	230.379	231.407	231.317	230.221	229.601	228.850	230.338
2013	230.280	232.166	232.773	232.531	232.945	233.504	233.596	233.877	234.149	233.546	233.069	233.049	232.366	233.548
2014	233.916	234.781	236.293	237.072	237.900	238.343	238.250	237.852	238.031	237.433	236.151	234.812	236.384	237.088
2015	233.707	234.722	236.119	236.599	237.805	238.638	238.654	238.316	237.945	237.838	237.336	236.525	236.265	237.769
2016	236.916	237.111	238.132	239.261	240.229	241.018	240.628	240.849	241.428	241.729	241.353	241.432	238.778	241.237
2017	242.839	243.603	243.801	244.524	244.733	244.955	244.786	245.519	246.819	246.653	246.669	246.524	244.076	246.163
2018	247.867	248.991	249.554	250.546	251.588	251.989	252.006	252.146	252.439	252.885	252.038	251.233	250.089	252.125
2019	251.712													

TO A ✓

TOOLS[Areas at a Glance](#)
[Industries at a Glance](#)
[Economic Releases](#)
[Databases & Tables](#)
[Maps](#)**CALCULATORS**[Inflation](#)
[Injury And Illness](#)**HELP**[Help & Tutorials](#)
[FAQs](#)
[Glossary](#)
[About BLS](#)
[Contact Us](#)**INFO**[What's New](#)
[Careers @ BLS](#)
[Find It! DOL](#)
[Join our Mailing Lists](#)
[Linking & Copyright Info](#)**RESOURCES**[Inspector General \(OIG\)](#)
[Budget and Performance](#)
[No Fear Act](#)
[USA.gov](#)
[Benefits.gov](#)[Freedom of Information Act](#) | [Privacy & Security Statement](#) | [Disclaimers](#) | [Customer Survey](#) | [Important Web Site Notices](#)U.S. Bureau of Labor Statistics | Postal Square Building, 2 Massachusetts Avenue, NE Washington, DC 20212-0001
[www.bls.gov](#) | Telephone: 1 202-691-5200 | TDD: 1-800-877-8339 | [Contact Us](#)



Rainbow Disposal Co., Inc.
City of Huntington Beach Rate Review
CNG Fuel Cost

Year	Therms Purchased	Gas Co Invoice	Cost Per Therm	Diesel Gal Equivalent	Cost Per Diesel Gal	Compression Cost	Cost Per Gallon	Evaluation Month
2012	37,818.00	\$ 15,521.82	0.41	27,207	0.571	1.022	\$ 1.59	March
2013	49,266.00	\$ 23,328.63	0.47	35,443	0.658	1.115	\$ 1.77	March
2014	55,116.00	\$ 41,302.96	0.75	39,652	1.042	1.156	\$ 2.20	March
2015	66,549.00	\$ 34,722.09	0.52	47,877	0.725	1.187	\$ 1.91	March
2016	66,166.00	\$ 32,665.09	0.49	47,601	0.956	1.100	\$ 2.06	March
2017	58,404.00	\$ 32,394.41	0.55	42,018	0.988	1.258	\$ 2.25	March
2018	72,298.00	\$ 33,118.41	0.46	52,013	0.828	1.053	\$ 1.88	March
2019	71,802.00	\$ 46,301.60	0.64	51,656	1.088	1.029	\$ 2.12	March

Diesel Gal Equivalent: Used 1.3900 per history

Compression Cost: Per Compression tab



Compression Cost Calculation

2018 kWh	342,228.00
2018 Invoice	\$ 46,565.05
2018 Cost/kWh	0.136

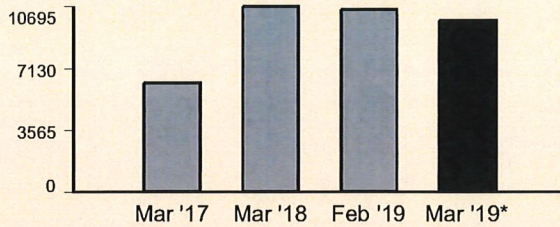
2019 kWh	238,036.00
2019 Invoice	\$ 31,643.22
2018 Cost/kWh	0.133

Energy Increase/Decrease	-0.003
% Increase	-2.30%

Energy Cost - 2018	1.053
% Change	-2.30%
\$ Change	-0.024
Energy Cost - 2019	1.029

Total Compression Cost - 2019	1.029
-------------------------------	-------

Your daily average electricity usage (kWh)



* Irregular billing period

Usage comparison

	Mar '17	Mar '18	Apr '18	May '18	Jun '18	Jul '18	Aug '18	Sep '18	Oct '18	Nov '18	Dec '18	Jan '19	Feb '19	Mar '19
Total kWh used	183,100	342,228	333,696	400,124	404,180	426,844	379,532	295,604	319,036	293,576	287,464	281,448	315,652	238,036
Number of days	29	32	29	30	29	32	29	30	31	31	32	30	30	24
Appx. average kWh used/day	6,313	10,694	11,506	13,337	13,937	13,338	13,087	9,853	10,291	9,470	8,983	9,381	10,521	9,918

Details of your new charges

Your rate: TOU-8-D CPP

Billing period: 03/01/19 to 03/25/19 (24 days)

Delivery charges - Cost to deliver your electricity

Facilities rel demand	1,008 kW x \$12.27000 x 24/30 days	\$9,894.53
Demand-Winter		
Mid peak	864 kW x \$2.97000 x 24/30 days	\$2,052.86
Energy-Winter		
Mid peak	45,312 kWh x \$0.01936	\$877.24
Off peak	80,580 kWh x \$0.01936	\$1,560.03
Super off peak	112,144 kWh x \$0.01936	\$2,171.11
DWR bond charge	238,036 kWh x \$0.00503	\$1,197.32
Customer charge		\$192.20
Power factor adj	512 kVar x \$0.60000 x 24/30 days	\$245.76

Your Delivery charges include:

- \$3,180.96 transmission charges
- \$10,211.28 distribution charges
- \$11.90 nuclear decommissioning charges
- \$2,587.45 public purpose programs charge
- \$892.64 new system generation charge

Your Generation charges include:

- \$99.98 competition transition charge

Generation charges - Cost to generate your electricity

DWR		
DWR energy credit	238,036 kWh x -\$0.00007	-\$16.66
SCE		
Demand-Winter		
Mid peak	864 kW x \$4.20000 x 24/30 days	\$2,903.04
Energy-Winter		
Mid peak	45,312 kWh x \$0.05187	\$2,350.33
Off peak	80,580 kWh x \$0.04354	\$3,508.45
Super off peak	112,144 kWh x \$0.02793	\$3,132.18

Your overall energy charges include:

- \$273.47 franchise fees

Additional information:

- Service voltage: 12,000 volts

Subtotal of your new charges		\$30,068.39
Huntington Beach UUT	\$30,068.39 x 5.00000%	\$1,503.42
State tax	238,036 kWh x \$0.00030	\$71.41
Your new charges		\$31,643.22

NATURAL GAS VEHICLE FUEL BILL

Rainbow Disposal Company, Inc.
17121 Nichols Street
#A
Huntington Beach, CA 92647

SoCalGas
P.O. BOX C
MONT. PK., CA 91756

PLEASE PAY THIS AMOUNT**\$46,301.60**

80 0868448257 04630160 68

0868448257 0463016068

Customer Name	Rainbow Disposal Company, Inc.		Last Payment	
Service Address	17121 Nichols Ln NGV		Date	Amount
	Huntingtn Bch CA 92647 5719		03/22/2019	\$39,489.29
Account Number	086-844-8257 6			
Billing Period:	From	To	Therms Used	
	03/01/2019	04/01/2019		71,802

SUMMARY OF TRANSPORTATION AND RELATED CHARGES:**NATURAL GAS VEHICLE FUEL BILL**

Description Of Charges	Amount
Customer Charge	65.00
Commodity Charge	41,353.64
State Mandated Charges	1,916.39
Taxes and Fees	2,602.90
Late Payment Charge	363.67
TOTAL CURRENT CHARGE	\$46,301.60
Past Due If Not Paid By 04/23/19	
	363.67
	45,937.93
$\frac{\text{Cost}}{\text{Therms}} = \frac{45,937.93}{71,802} = .639 \text{ round to } .64 \text{ per therm}$	
PREVIOUS BALANCE	\$0.00
<i>no change to cost per therm due to late charge</i>	
TOTAL AMOUNT DUE	\$46,301.60
0.7% Late Payment Charge Due If Paid After 04/26/19	

** For questions regarding this bill, please call Kalika Kidd at (213) 244-5374
or send email to KKidd@semprautilities.com

** Your account executive is always available to provide service and information
regarding your energy needs. Please call Jesus Alfredo Sosa at (213) 618-7600
or send email to JSosa@semprautilities.com

** For questions regarding the My Account website, please call 1-800-GAS-2000 (1-800-427-2000).

IMPORTANT CUSTOMER INFORMATION **PUBLIC UTILITIES COMMISSION NOTICE**

If you believe there is an error on your bill or have a question about your service, please call **Southern California Gas Company customer support at (800) 427-2200**. If you are not satisfied with **Southern California Gas Company's** response, submit a complaint to the California Public Utilities Commission (CPUC) by visiting <http://www.cpuc.ca.gov/complaints/>. Billing and service complaints are handled by the CPUC's Consumer Affairs Branch (CAB), 505 Van Ness Avenue, Room 2003, San Francisco, CA 94102. Phone: **800-649-7570**

If you have limitations hearing or speaking, dial 711 to reach the California Relay Service, which is for those needing assistance relaying telephone conversations. Dial one of the numbers below to be routed to the California Relay Service provider in your preferred mode of communication.

California Relay Service Phone Numbers:

<u>Type of Call</u>	<u>Language</u>	<u>Toll-free 800 Number</u>
TTY/VCO/HCO to Voice	English	1-800-735-2929
	Spanish	1-800-855-3000
Voice to TTY/VCO/HCO	English	1-800-735-2922
	Spanish	1-800-855-3000
From or to Speech-to-Speech	English & Spanish	1-800-854-7784

To avoid having service turned off while waiting for the outcome of a complaint to the CPUC **specifically regarding the accuracy of your bill**, please contact CAB for assistance. If your case meets the eligibility criteria, CAB will provide you instructions on how to mail a check or money order to be impounded pending resolution of your case. You must continue to pay your current charges while your complaint is under review to keep your service turned on.

INFORMATION RELATED TO DEPOSITS

Amount of Deposit

The amount of the deposit required to establish or re-establish service credit is twice the estimated average periodic bill.

Return of Deposit/Interest on Deposit

This deposit, together with any interest due, less the amount of any unpaid bills will normally be returned either on discontinuance of service or after the deposit has been held for twelve (12) consecutive months, during which time continuous gas service has been received and all bills for such service have been paid in accordance with the rules in effect and filed with the Public Utilities Commission of the State of California. No interest will be paid if service is temporarily or permanently discontinued for non-payment of bills.

Electronic Check Processing

When you pay your bill by check, you authorize us to electronically process your payment. If your check is processed electronically, your checking account may be debited on the same day we receive the check. Your check will not be returned by your bank, however, the transaction will appear on your bank statement. If you do not wish to participate in this program, have your account number ready and call 1-877-272-3303.

EXPLANATION OF BILLING TERMS

Call your Account Executive for more information.

Public Purpose Programs Surcharge

A charge to fund Public Purpose Programs such as California Alternate Rates for Energy (CARE), Energy Savings Assistance Program (ESAP), energy efficiency, and research and development. CARE customers pay a reduced surcharge which excludes CARE program costs.

State Regulatory Fee

A fee used to fund the California Public Utilities Commission. Each customer's fee is determined by the number of gas therms used.

Municipal Surcharge

A mandated state fee which compensates local governments for the private use of public lands during the transportation of gas. Charges are based on the value of the gas and current franchise agreements. Excluded from this fee is transported gas subject to existing franchise agreements.

WACOG

The monthly WACOG is the Weighted Average Cost of Gas purchased by SoCalGas on behalf of its gas procurement customers in the current month.

BILLING SCHEDULE:

Tariff	Therms
GNGU	71,802

CUSTOMER CHARGE:

Tariff	Amount
GN/GTNG	65.00
Total Customer Charge	\$65.00

COMMODITY CHARGE:

Tariff	Eff. Date	Therms	X	Rate	=	Amount
GNGU	03/01/2019	71,802		0.57594		41,353.64
Total Commodity Charge						\$41,353.64

STATE MANDATED CHARGES:

Tariff	Eff. Date	Therms	X	Rate	=	Amount
Public Purpose Programs Surcharge						
GNGU	03/01/2019	71,802		0.02503		1,797.20
Total Public Purpose Programs Surcharge						\$1,797.20
State Regulatory Fee						
GNGU	03/01/2019	71,802		0.00166		119.19
Total State Regulatory Fee						\$119.19
Total State Mandated Surcharges						\$1,916.39

TAXES AND FEES:

Description	Eff. Date	Usage	X	Rate	=	Amount
Utility Users' Tax				5.00%		2,187.52
Franchise Fee Surcharge				1.00%		415.38
Total Taxes and Fees						\$2,602.90

LATE PAYMENT CHARGE:

Description	Eff. Date	Balance	X	Rate	=	Amount
Late Payment Charge	03/06/2019	51,952.59		0.70%		\$363.67
Total Late Payment Charges						\$363.67

METER INFORMATION:

Station ID	Effective Date	Prev. Read	Present Read	Pressure Factor	Total CCF	Billing Factor	Total Therms
10275612	03/01/2019	484057	553903	1.0000	69846	1.028	71,802
Total					69846		71,802

HISTORY:

Period	Season	Therms Used	Amount
Current	Winter	71,802	\$45,937.93
Feb 2019	Winter	69,016	\$39,489.29
Jan 2019	Winter	80,736	\$51,952.59
Dec 2018	Winter	73,258	\$49,999.58
Nov 2018	Summer	75,011	\$39,791.81
Oct 2018	Summer	78,738	\$34,880.77
Sep 2018	Summer	67,430	\$36,051.08
Aug 2018	Summer	74,123	\$56,121.76
Jul 2018	Summer	69,882	\$37,090.34
Jun 2018	Summer	69,977	\$32,479.39
May 2018	Summer	70,654	\$29,751.57
Apr 2018	Summer	67,416	\$25,859.19

MESSAGES:**WIRE TRANSFER BILL INSTRUCTIONS:**

Payee Bank: UNION BANK OF CALIFORNIA
 Bank Address: 445 SO. FIGUEROA ST.
 LOS ANGELES, CA 90013
 Bank Aba Number: 122000496
 Payee Name: SOUTHERN CALIFORNIA GAS CO.
 Payee Account No: 10001-27805
 Reference: CUSTOMER BILL ACCOUNT NUMBER (086-844-8257)

Please send remittance advice (including payment details) to:
SCGRemittanceProcessing@semprautilities.com

The Gas Company's Current Cost of Gas: \$0.41230/Therm.

Providing safe and reliable energy to our customers for nearly 140 years.