



# Huntington Beach Police Department

E-Bike Overview

May 16, 2023

# Table of Contents

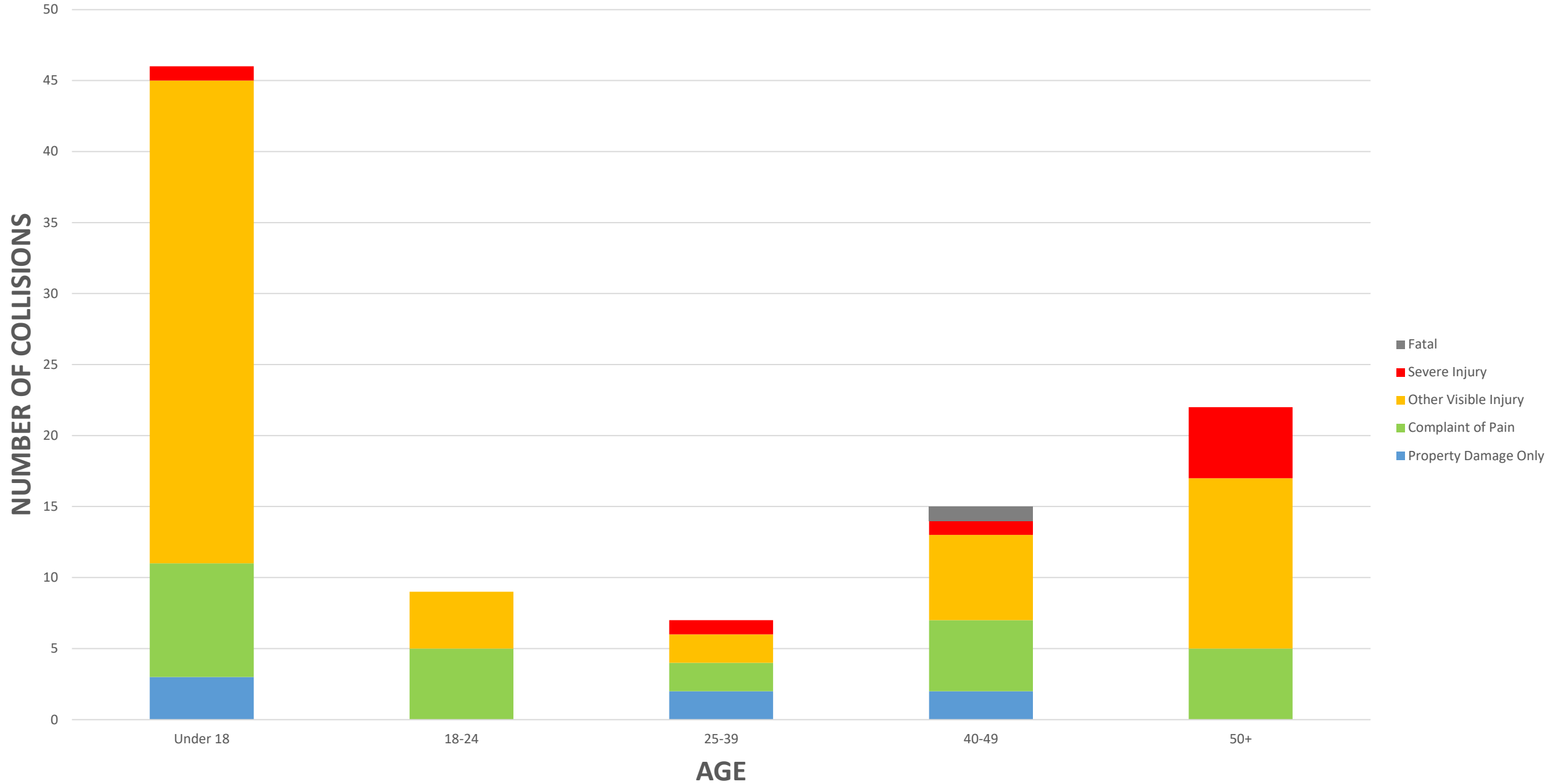
- **Recent Statistics**
  - 2022-YTD E-Bike Collision Analysis
- **Enforcement**
  - Overview of Enforcement Efforts
- **Education**
  - Bicycle Safety Programs
  - Social Media Campaign
- **Engineering**
  - Collaboration with HB Traffic Engineering



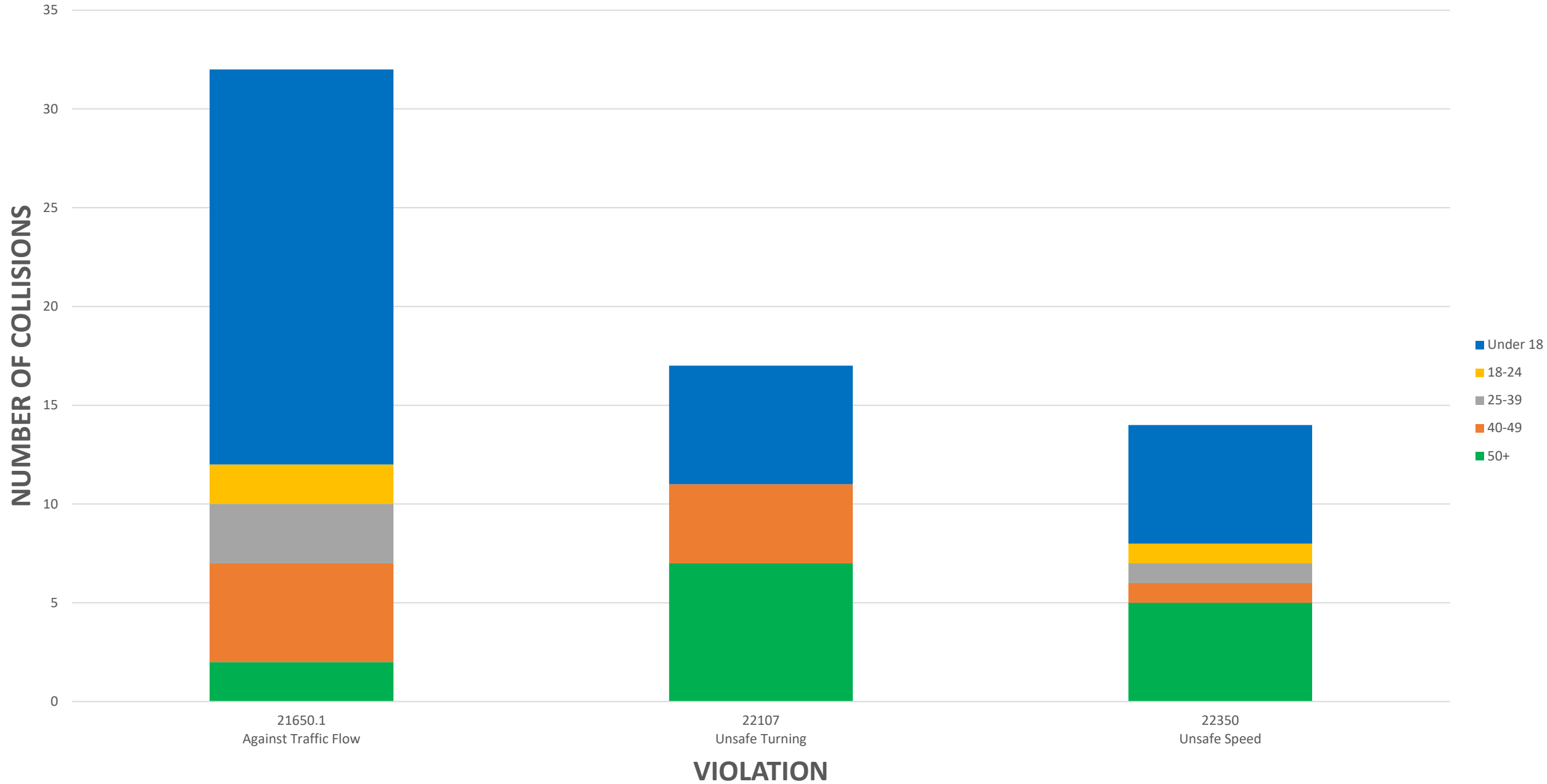


# Recent Statistics

# E-BIKE COLLISIONS 2022-YTD

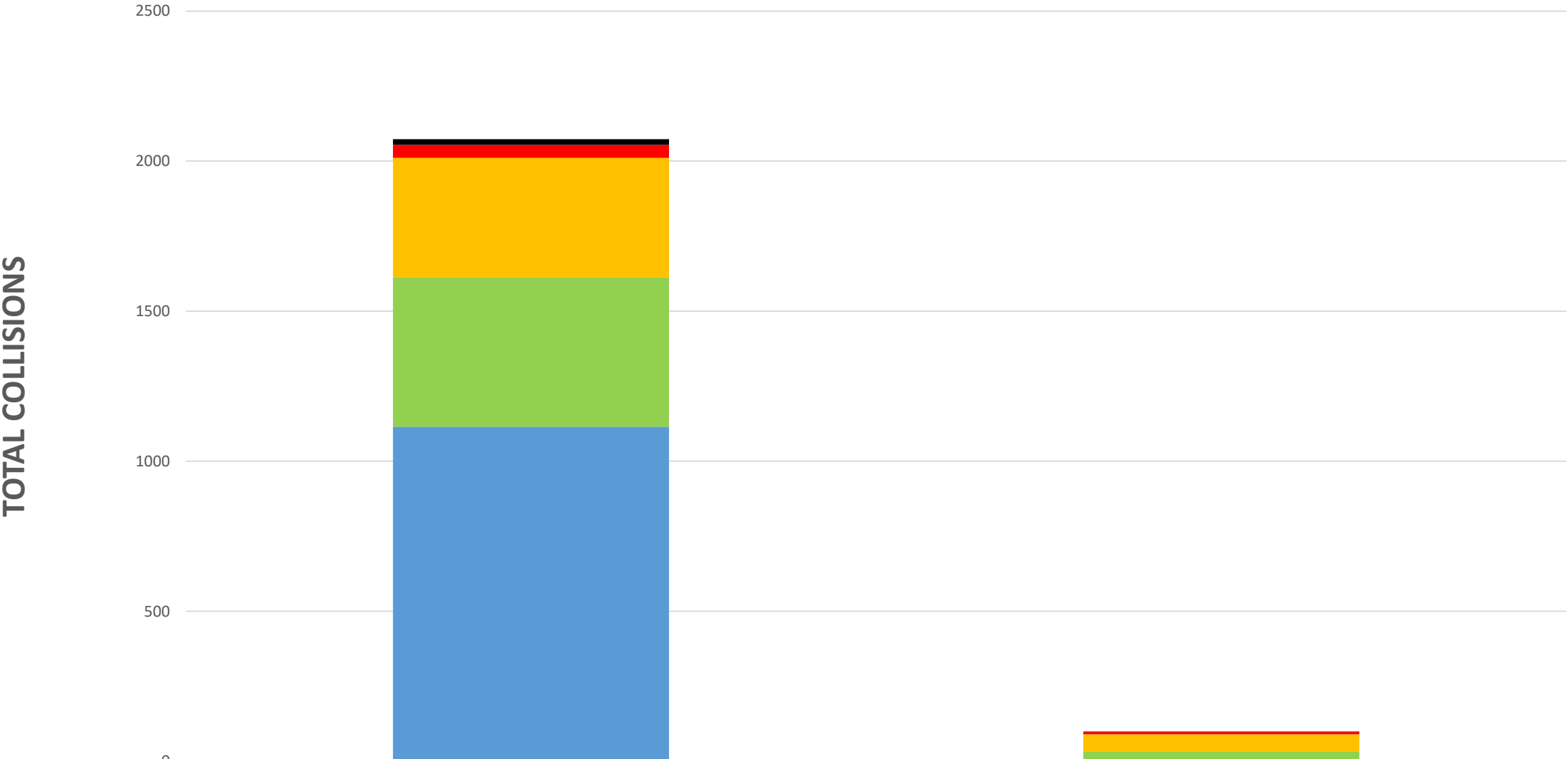


# TOP 3 PRIMARY COLLISION FACTORS (2022-PRESENT)



# TOTAL COLLISIONS 2022-YTD

TOTAL COLLISIONS



- Fatal
- Severe Injury
- Other Visible Injury
- Complaint of Pain
- Property Damage Only

|                      | All Other (non E-Bike) | E-Bike |
|----------------------|------------------------|--------|
| Fatal                | 19                     | 1      |
| Severe Injury        | 43                     | 8      |
| Other Visible Injury | 398                    | 58     |
| Complaint of Pain    | 498                    | 25     |
| Property Damage Only | 1115                   | 7      |

# Recent Statistics (2022-YTD)

## Top 3 Primary Collisions Factors:

1. 21650.1 – Riding Against Traffic
  2. 22107 – Unsafe Turning Movement
  3. 22350 – Unsafe Speed
- 52% of all bicycle-related collisions involved an E-Bike (99/191)
  - 46% of E-Bike collisions involved child under 18 (46/99)
  - 13% of **ALL** collisions involve an E-Bike (290/2172)



# Three E's of Traffic Safety



## ENFORCEMENT

Hold all users accountable for following the rules of the road and engaging in safe behaviors.



## EDUCATION

Raise awareness of traffic safety rules and create a strong social norm around traffic safety behaviors.



## ENGINEERING

Design roads and other infrastructure to support the safe movement of people through all modes of travel.







# Enforcement

# Enforcement

## Targeted Enforcement

- Bike Path Speed Enforcement (Summer)
- Rapid Deployment Response in Seacliff Center
- Motor Officer Enforcement Bell Schedule
- MyHB: 389 Traffic Enforcement (2022-YTD)



# Enforcement

- 2022-23: 134 citation issued

Top 3 categories

- Minor w/o Bike Helmet
- Riding Against Traffic
- Failure to Obey Speed Limit (Bike Path)

- Grant funding used to conduct bike enforcement ops

*Primary focus is education*





# Education

# Education

- California Office of Traffic Safety (OTS) Grant
  - Bike Rodeos
  - Bicycle Safety Fairs
  - Bicycle Safety Course (bi-monthly)
- Marina High School
  - Classroom Presentation (SRO)
  - Test
  - Registration Sticker



*Over 600 children have participated in our bike safety programs YTD*

# Education

- Short Video Clips
  - → Collaboration with JLG
  - → #TrafficTipTuesday

*Over 10,000 “Likes” via Social Media*

- Bike Education Courses Correlate with School/JLG Sessions
- HBPD Website Update







**RAD POWER BIKES**

21010 E Pacific Coast Hwy Huntington Beach

## E-BIKE SAFETY CLINIC



Saturday,  
April 29th  
2023

Come join us at  
the Huntington  
Beach Showroom  
from 8am to 10am  
for coffee, pastries,  
and a discussion  
about E-Bikes  
and Safety!

**WIN A FREE  
RADRUNNER 2!**



JOIN HRPD'S

## Bicycle Rodeo

-ALL AGES-

TUESDAY, SEPTEMBER 27, 2022  
5 PM - 7 PM

JAX BICYCLE CENTER  
410 MAIN ST  
HUNTINGTON BEACH,  
CA 92648

Come learn about bike and  
pedestrian safety with HRPD's

Traffic Safety

- bring your bikes!
- Fun & interactive
- Coloring books
- Demos & Q&A
- Free helmets & safety gear!



TRAFFIC TIP  
TUESDAY

# HAND SIGNAL: STOP



# Engineering



# Engineering

**COMPLETE**

Beach Service Road Signage



**COMPLETE**

Enhanced Bike Lanes



**FUTURE**

"Wrong Way" Bike Signs



**FUTURE**

Exploring sidewalk restrictions

