

JET NOISE COMMISSION
Monday, January 24, 2022
5:30 PM - Regular Meeting
AGENDA

Office of the City Manager



City of Huntington Beach
ZOOM Webinar

JEFF MORIN, Chair
PHIL BURTIS, Vice Chair
KEITH BOHR, Commissioner
CHRIS KUNZE, Commissioner
DAVID PORTER, Commissioner
MARIO TABERNIG, Commissioner
MICHAEL BOURGEAULT, Commissioner
BARBARA DELGLEIZE, Council Member
BOLTON, RHONDA, Council Member

Due to the recent surge in COVID-19 cases, meetings will be conducted virtually via Zoom until further notice. Committee members and visitors may attend meetings by visiting www.Zoom.us, clicking on the “Join a Meeting” link and inputting Meeting ID: 940 8230 5446. Attendees also have the option to attend telephonically by calling 1-669-900-6833, and entering Meeting ID: 940 8230 5446#

CALL TO ORDER

ROLL CALL

PUBLIC COMMENTS

Individuals wishing to provide a comment on agendized or non-agendized items may do so in person or via Zoom by clicking on the “Raise Hand” button. Individuals will be called upon when it is their turn to speak. Each speaker will be provided 2 minutes to make public comment.

APPROVAL OF THE MINUTES

Approval of the minutes from November 22, 2021.

DISCUSSION ITEMS

1. Nominations for 2022 JNC Chair and Vice Chair
2. Review and renewal of Commission Member Terms: 2022 – 2026
3. Review Monthly Reports for November and December
4. Updates:
 - a. Update with Representative Steel Staff
 - b. Updates with Airlines and Long Beach Airport
5. Next Steps to Address the Jet Noise Concerns

ADJOURNMENT

The next regularly scheduled meeting of the JET NOISE COMMISSION is February 28, 2022 at 5:30 P.M. in Conference Room B-7.

INTERNET ACCESS TO THE JET NOISE COMMISSION AGENDA AND STAFF REPORT MATERIAL IS AVAILABLE PRIOR TO JET NOISE COMMISSION MEETINGS AT:
<https://huntingtonbeach.legistar.com/>

MEETING ASSISTANCE NOTICE: In accordance with the Americans with Disabilities Act, services are available to members of our community who require special assistance to participate in public meetings. If you require special assistance, 48-hour prior notification will enable the City to make reasonable arrangements for an assisted listening device (ALD) for the hearing impaired, American Sign Language interpreters, a reader during the meeting and/or large print agendas. Please contact the City Manager's Office at 714-536-5202 for more information, or request assistance from the staff or Sergeant-at-Arms at the meeting. INTERNET ACCESS TO THE JET NOISE COMMISSION AGENDA IS AVAILABLE PRIOR TO JET NOISE COMMISSION MEETINGS AT: <https://huntingtonbeach.legistar.com/>

ATTACHMENT 1

**MINUTES FROM THE
SEPTEMBER 27, 2021 MEETING
FOR APPROVAL**

JET NOISE COMMISSION
Monday, November 22, 2021
5:30 PM - Regular Meeting
MINUTES

Office of the City Manager



City of Huntington Beach
City Hall Conference Room B-7

JEFF MORIN, Chair
PHIL BURTIS, Vice Chair
KEITH BOHR, Commissioner
CHRIS KUNZE, Commissioner
DAVID PORTER, Commissioner
MARIO TABERNIG, Commissioner
MICHAEL BOURGEAULT, Commissioner
BARBARA DELGLEIZE, Council Member
DAN KALMICK, Council Member

CALL TO ORDER

Called to order at 5:30 pm

ROLL CALL

Present: Morin, Burtis, Bohr, Kunze, Porter, Tabernig, Bourgeault, Mayor Pro Tem Delgleize, Council Member Kalmick

Staff Present: Hopkins

PUBLIC COMMENTS

None.

APPROVAL OF THE MINUTES

Approval of the minutes from September 27, 2021 as amended

DISCUSSION ITEMS

1. October 2021 Monthly Report

Commissioner Burtis provided an update on the increasing arrivals into Long Beach Airport that during November up to about an average of 45 per day. The elevation of the flights as they come across the coastline in Huntington Beach 68% of the SWA flights and only 32% of the HAL flights are above 2,500 feet.

2. Updates:

a. Meeting with US Representative Steel's Office

Chair Morin provide an update of the meeting with Representative Steel and her staff. Information on the history of jet noise impacts for Huntington Beach was provided, the progress the Jet Noise Commission has made working with Long Beach Airport and Southwest Airlines, and the discussions with FAA. Rep Steel will have her staff work with the Commission on a letter requesting that the FFA cooperate and work with local agencies on the impacts to the community. Representative Steel stated that her office will reach out to Representative Lowenthal and request support for this effort.

b. Discussions with Airlines and Long Beach Airport

Assistant City Manager Hopkins provided an update with discussion with Long Beach Airport staff and Southwest Airlines. The recent discussion are reviewing options moving forward with the airlines to have voluntary compliance with the 3 degree glide slope. Contact was made with Hawaiian Airlines Director of Airport Operations requesting a meeting with appropriate airline representatives to discuss the commission concerns.

3. Next Steps of Address and Jet Noise Concerns

Discussion of potential next steps was discussed by the commission. Commissioner Kunze suggested preparing news articles providing a positive light for airlines that are voluntarily working with their pilots to fly utilizing the 3 degree glide slope while approaching LGB which minimizes the noise impact to Huntington Beach residents. Additionally other media outlets including social media were also discussed. The Commission requested that in a future meeting with LGB that information on the environmental plans and goals are requested and discuss with them the environmental and cost impacts due to fuel saving by utilizing the 3 degree glide slope.

Commissioner Bourgeault suggested reviewing the availability of city resources to provide support to Commissioner Burtis data collection and review.

The Commission discussed the next meeting dates and canceled the December 2021 and adjourned to the next meeting is scheduled for January 24, 2022.

ADJOURNMENT *Meeting Adjourned at 6:42 pm*

The next regularly scheduled meeting of the JET NOISE COMMISSION is scheduled for January 24, 2024 at 5:30 PM in Conference Room B-7.

ATTACHMENT 2

JET NOISE COMMISSION SUMMARY REPORT NOVEMBER 2021



Jet Noise Commission



Summary Report of Air Traffic over HB for the Month of November 2021

Contents

Overview	3
Air Traffic Nationwide	3
Air Traffic over Huntington Beach	4
LGB	4
LGB Arrivals from Hawaii.....	5

List of Figures

Figure 1 - TSA Passenger Count Aug 2020 through Aug 2021	3
Figure 2 - TSA Passenger Count Jan through Aug 2021	3
Figure 3 - LGB Arrivals by Day	4

List of Tables

Table 1 – Hawaiian Arrivals.....	5
----------------------------------	---

Overview

The purpose of this report is to give an update on commercial jet traffic over the City of Huntington Beach. This is a very high level summary and does not contain all the underlying data and explanations.

This report covers air traffic over Huntington Beach from November 1st to November 30th, 2021.

Air Traffic Nationwide

Figure 1 shows the TSA passenger count for the last rolling 12 months of activity and Figure 2 shows the count for just this calendar year.

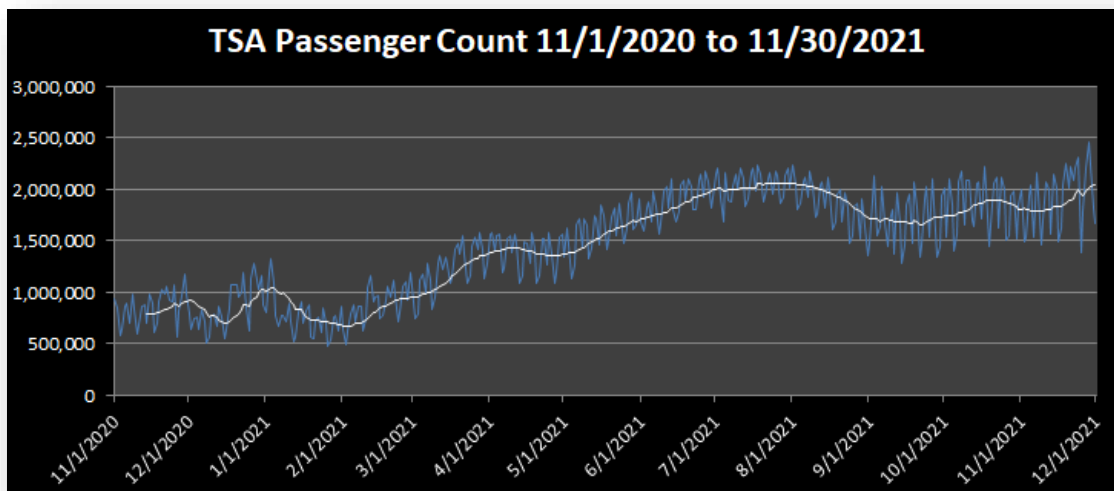


Figure 1 - TSA Passenger Count Aug 2020 through Aug 2021

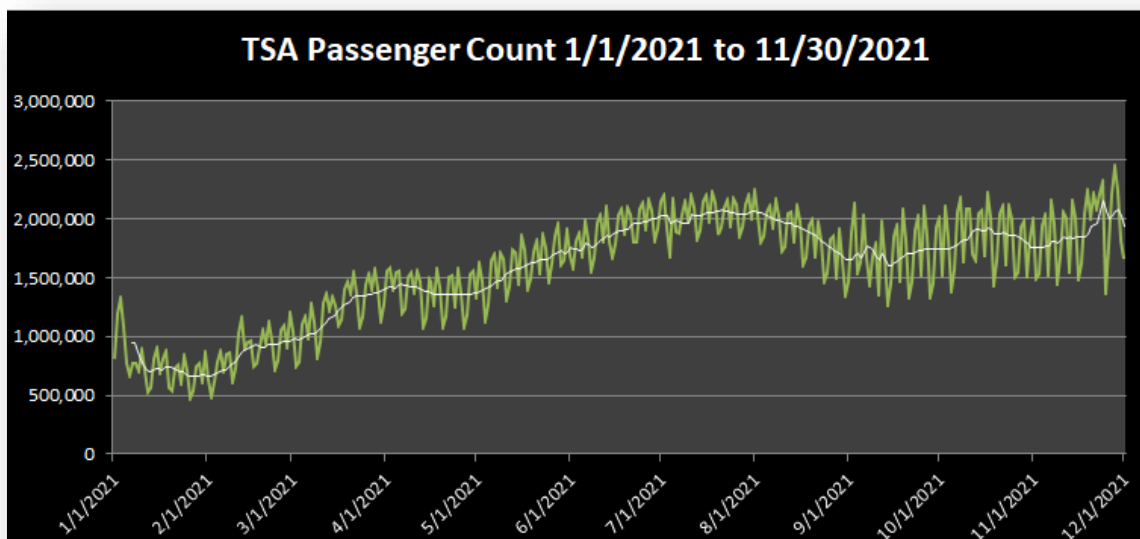


Figure 2 - TSA Passenger Count Jan through Aug 2021

Air Traffic over Huntington Beach

LGB

Figure 3 shows the LGB arrivals. It varies by a few flights per day but averages out at 44 flights per day which is 10 flights per day up from previous months. The bottom line is from August of 2021 and the top line is from November.

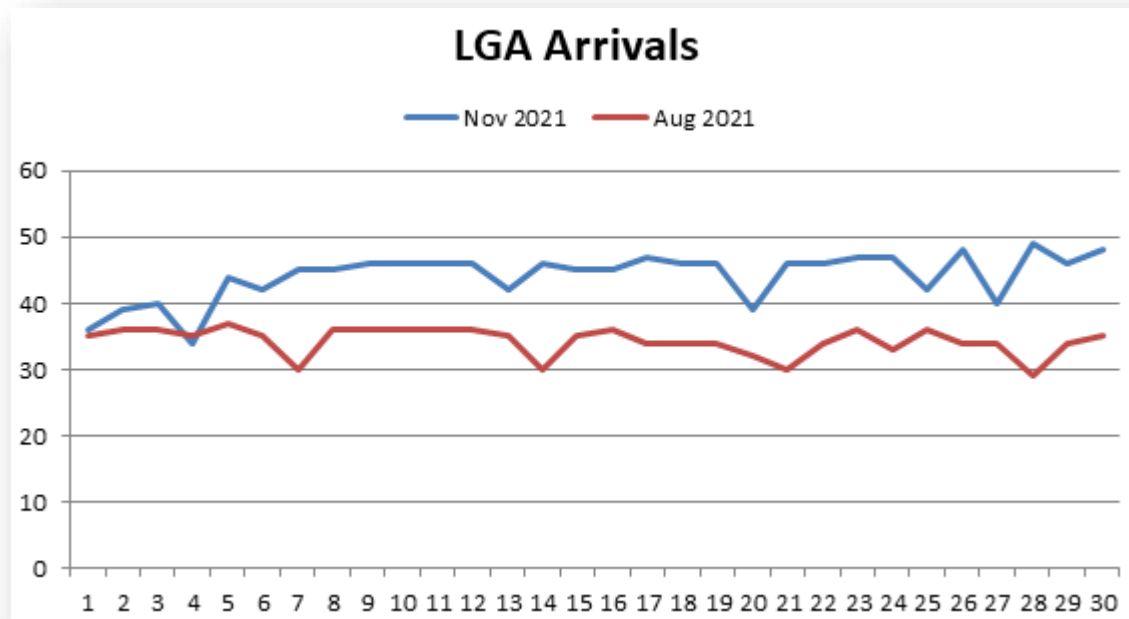


Figure 3 - LGB Arrivals by Day

LGB Arrivals from Hawaii

Hawaiian flights continue to be a puzzle. Table 1 shows the percentage of coast altitudes by flight based on whether $\geq 2500'$ or not. 30% / 70% vs 20% / 80% depending of HAL70 or 72 seems odd. This has really not changed much, and SWA is still basically 50% / 50% for all Hawaiian flights.

We have reached out to HAL and have made contact and a promise of a call, but have not yet agreed on a date for a conversation.

Table 1 – Hawaiian Arrivals

	≥ 2500	< 2500
HAL70	31%	69%
HAL72	19%	81%

ATTACHMENT 3

JET NOISE COMMISSION SUMMARY REPORT DECEMBER 2021



Jet Noise Commission



Summary Report of Air Traffic over HB for the Month of December 2021

Contents

Overview	3
Air Traffic Nationwide	3
Air Traffic over Huntington Beach	4
LGB	4
LGB Arrivals from Hawaii.....	5

List of Figures

Figure 1 - TSA Passenger Count Aug 2020 through Aug 2021	3
Figure 2 - TSA Passenger Count Jan through Aug 2021	4
Figure 3 - LGB Arrivals by Day	4

List of Tables

Table 1 – Hawaiian Arrivals.....	5
----------------------------------	---

Overview

The purpose of this report is to give an update on commercial jet traffic over the City of Huntington Beach. This is a very high level summary and does not contain all the underlying data and explanations.

This report covers air traffic over Huntington Beach from December 1st to December 31st, 2021.

Air Traffic Nationwide

Figure 1 shows the TSA passenger count for 2019-2021. Note that starting about mid-June that the shape of the 2021 curve matches the 2019 curve.

Figure 2 expands on that and shows the percentage comparison of 2021 to 2019. By roughly July 1st the percentage was around 80% and stayed that way the rest of the year.

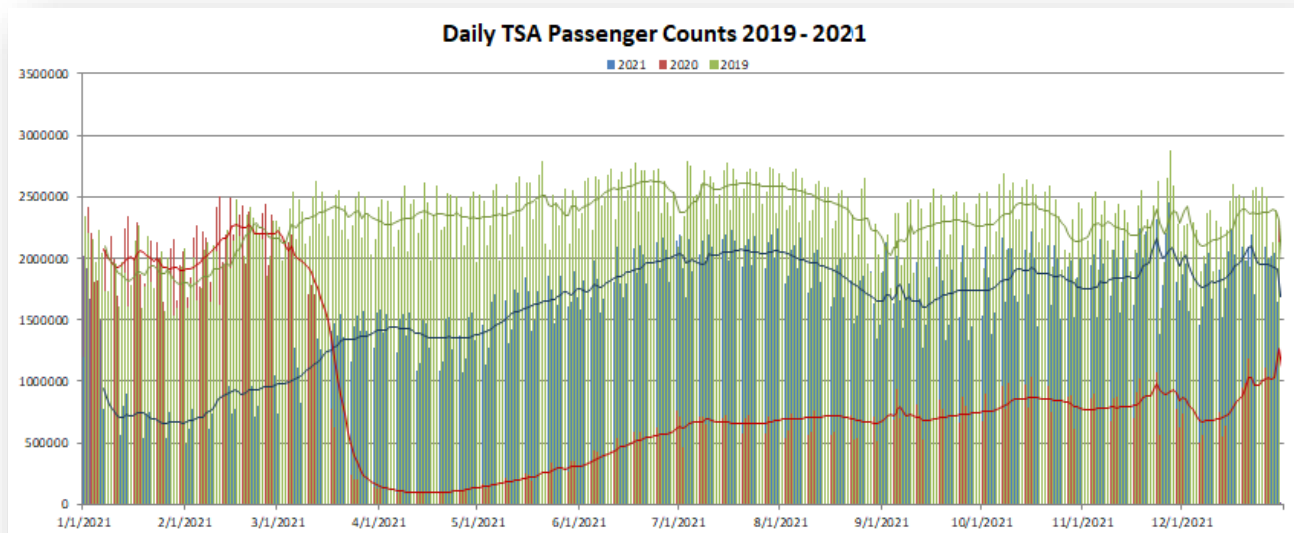


Figure 1 - TSA Passenger Count 2019 through 2021

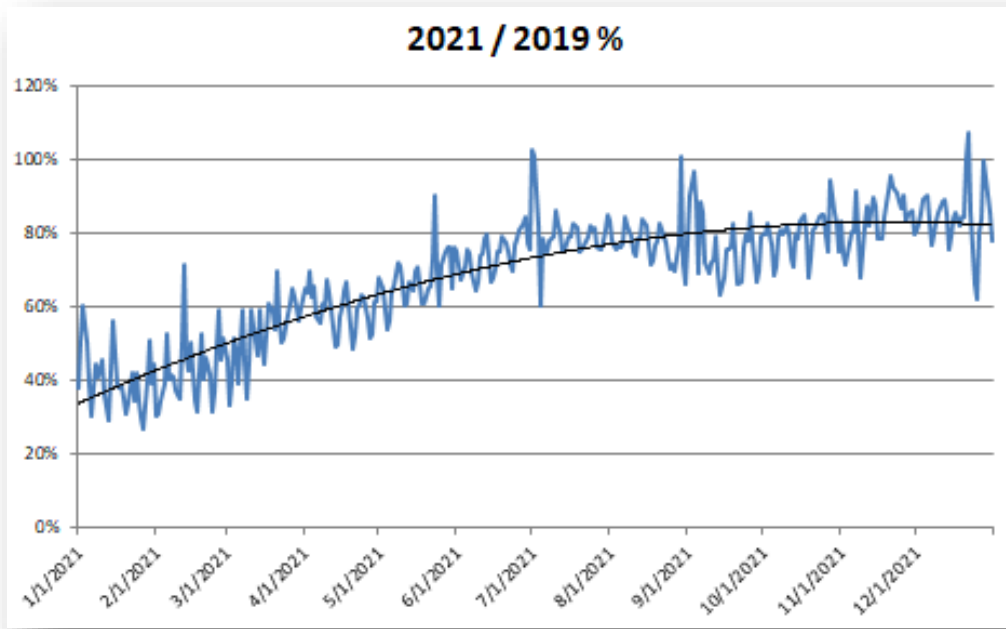


Figure 2 - TSA Passenger Count for 2021 compared to 2019

Air Traffic over Huntington Beach

LGB

Figure 3 shows the LGB arrivals for all 365 days of 2021. Note that in November SWA added several flights taking arrivals from averaging roughly 35 to 45.

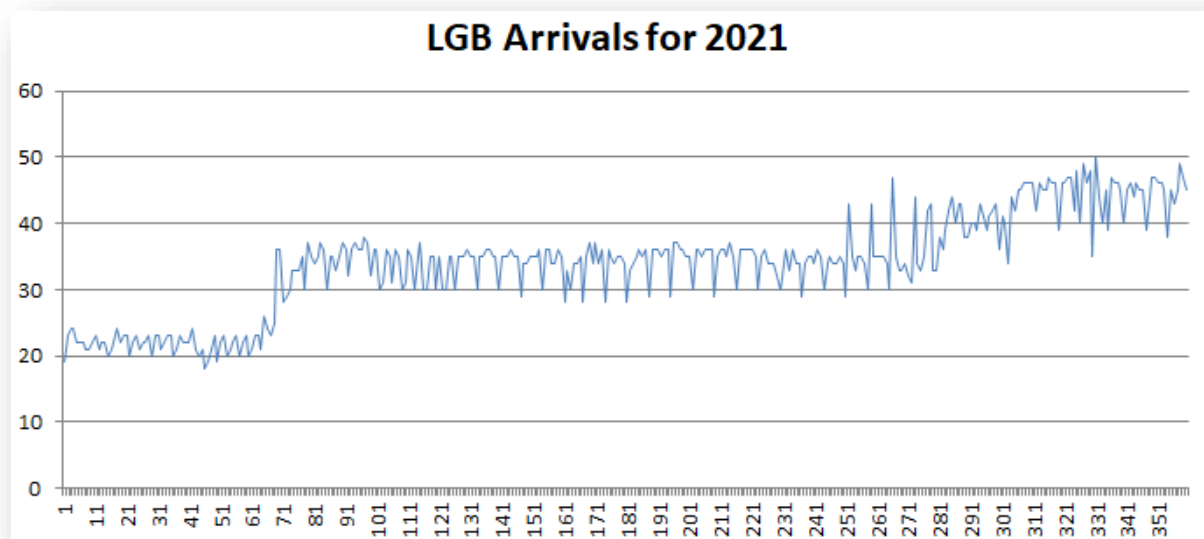


Figure 3 - LGB Arrivals by Day for 2021

LGB Arrivals from Hawaii

Hawaiian flights continue to be a puzzle. Table 1 shows the percentage of coast altitudes by flight based on whether $\geq 2500'$ or not for both HAL and SWA. While this has been a pretty standard difference, a funny thing happened in December. Whereas before HAL70 and HAL72 behaved differently, in December they both were at 33/67%. Figure 4 shows HAL 70 and HAL72 altitudes by day in December; some says they line up, some days they're quite different. On average they are about 90 minutes apart.

What will happen in January?

We have reached out to HAL and have made contact and a promise of a call, but have not yet agreed on a date for a conversation.

Table 1 – Hawaiian Arrivals

	≥ 2500	< 2500
HAL	33%	67%
SWA	47%	53%

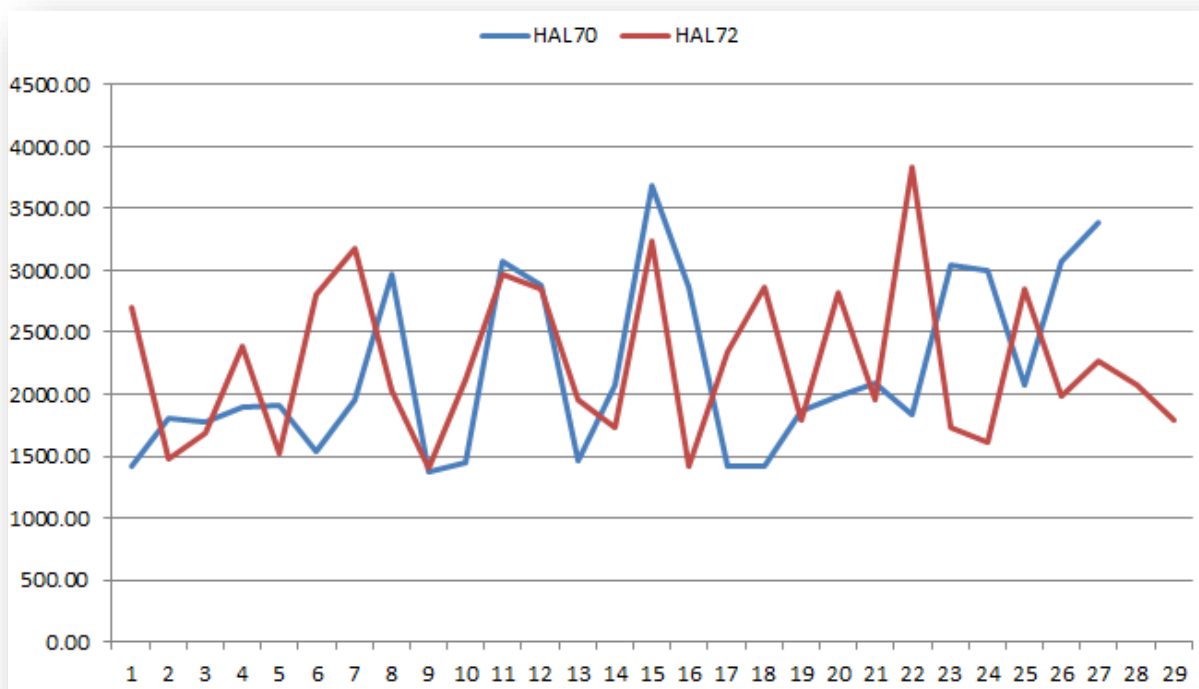


Figure 4 - HAL 70 v HAL72 Altitude by Day