

"H Item"

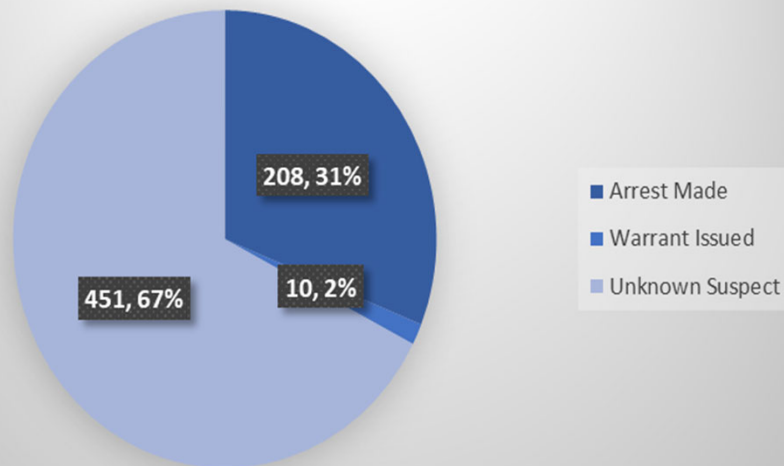
Crime Statistics and Enforcement

Huntington Beach Police Department

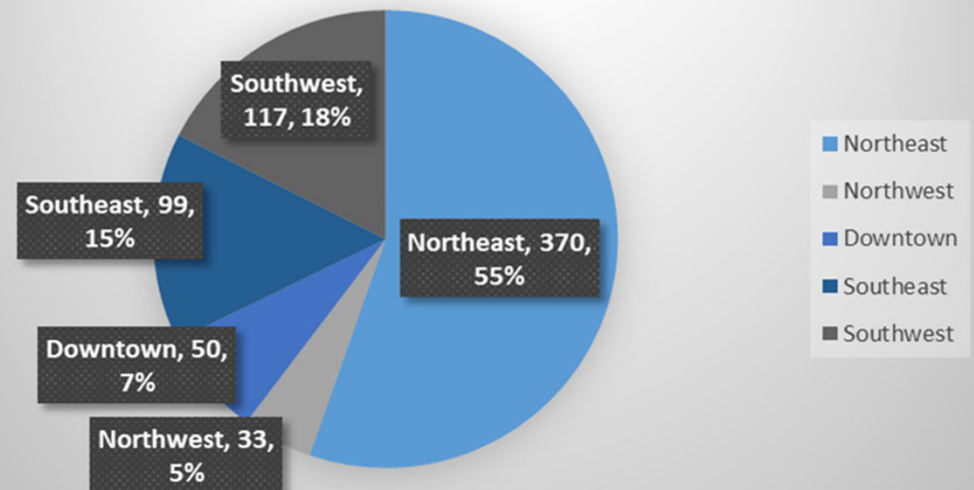
Analysis and Proactive Enforcement

Shoplifting 2022 Data

Shoplift Breakdown



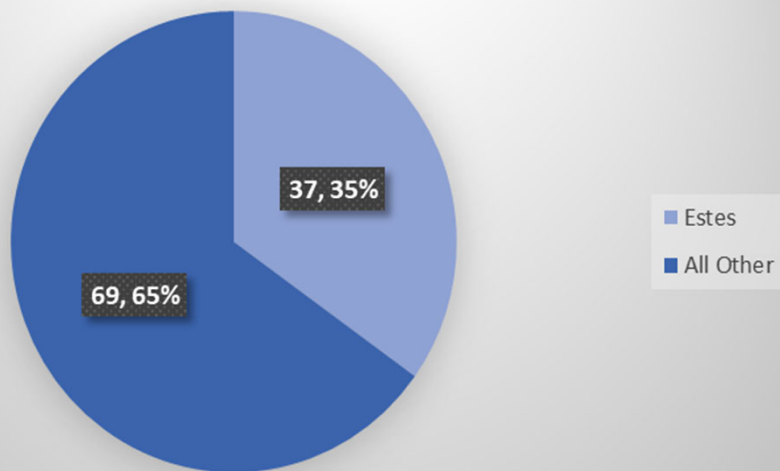
Shoplifts by Area Command



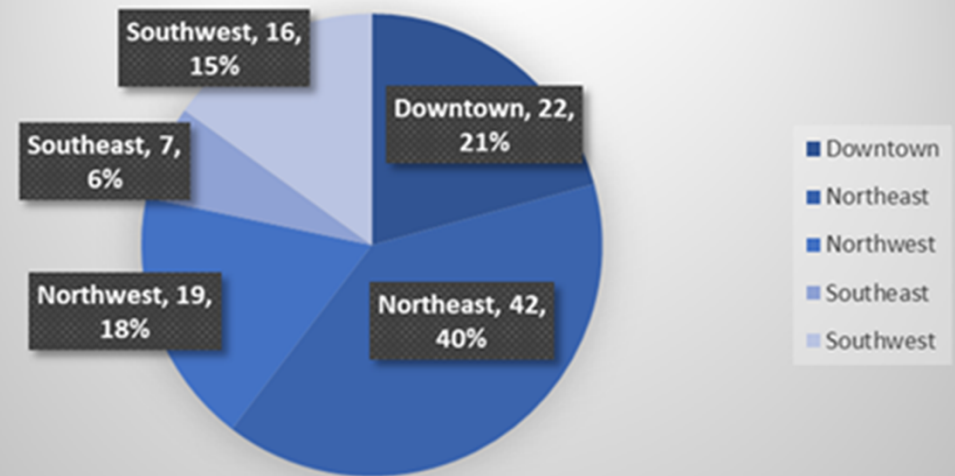
- Total: 669 Incidents – 67% Unknown Suspect

Robberies 2022 Data

2022 Robberies



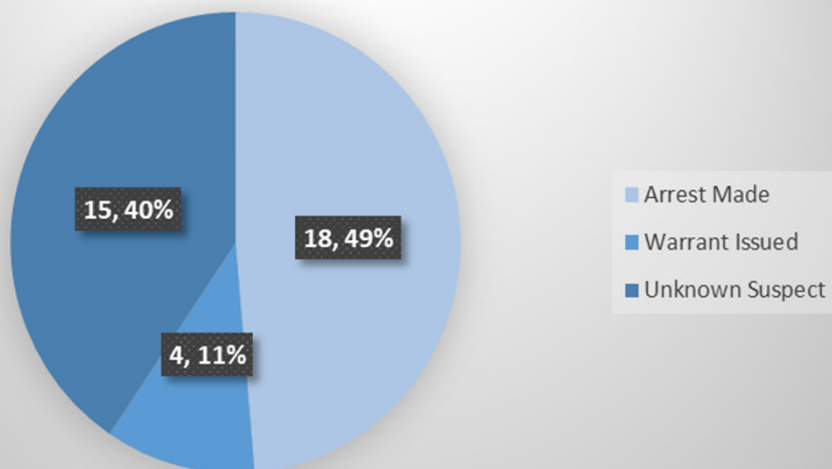
Robberies by Area Command



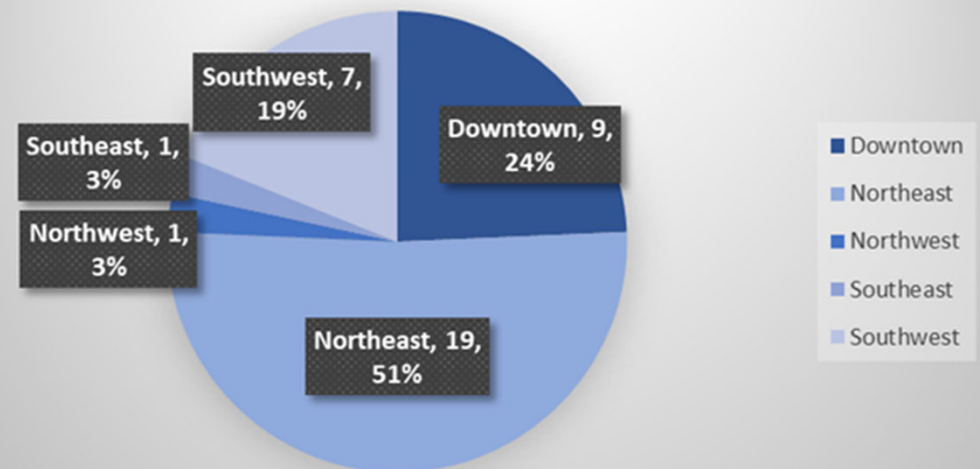
- Total 106 Robberies

Robberies 2022 Data

Estes Robberies Breakdown



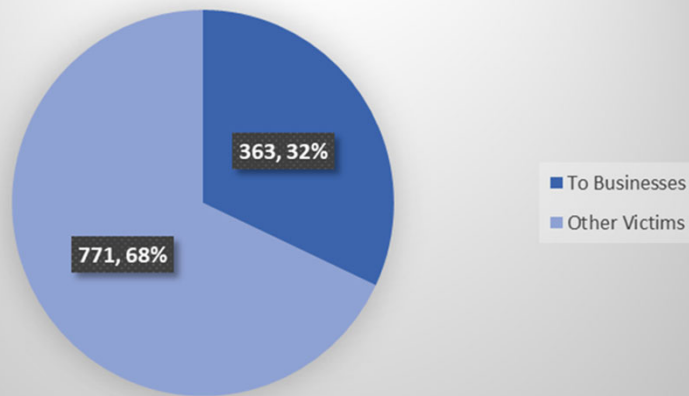
Estes Robberies by Area Command



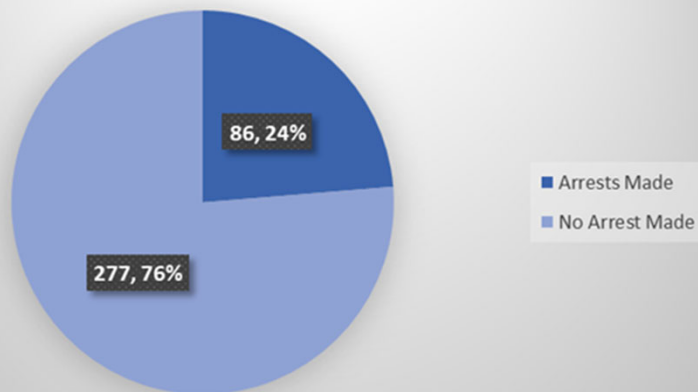
- Total 37 Estes Robberies

Vandalism 2022 Data

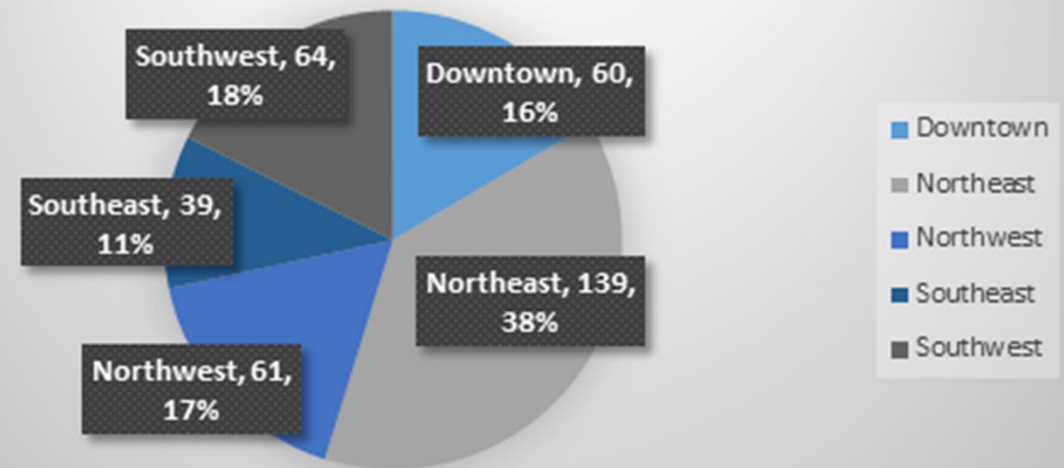
Vandalisms by Victim Type



Vandalisms by Arrest



Vandalisms to Businesses by Area Command



Total 1134 Vandalisms

Enforcement

- Public Safety Cameras
 - Adding 25 additional public safety cameras (work with IT)
 - Divided among the area commands
 - 5 cameras per fiscal year
- Proactive patrol coordinated by Area Commanders once a quarter to address areas impacted by crime
 - 1 Lieutenant (Area Commander)
 - 1 Sergeant
 - 4 Officers

Enforcement

- Coordinate with Special Investigations Bureau (SIB) to conduct operations
 - Bait Merchandise
 - Parking Lot operations
- Future Goal:
 - Request 2 additional officers to the Police Department's Table of Organization
 - 2 Detectives to review quality of life issues/incidents affecting businesses
 - Detectives will review all misdemeanor cases to determine if additional charges can be brought forward
 - When staffing levels are sufficient, this issue will be brought back to council for implementation

Enforcement

	Quantity	FY 22/23	Notes
Public Safety Cameras	5 cameras	\$50,000	Goal will be to install a total of 25 cameras over five years
Designated Enforcement (overtime)	40 OT hours for Area Commands	\$30,000	1 Lieutenant, 1 Sergeant, 4 Officers.