



City of Huntington Beach

File #: 26-177

MEETING DATE: 5/20/2026

CIAB/PUBLIC WORKS COMMISSION REQUEST FOR ACTION

SUBMITTED TO: MEMBERS OF CIAB/PUBLIC WORKS COMMISSION

SUBMITTED BY: Chau Vu, Director of Public Works

PREPARED BY: April Maese, Management Analyst & Ana Tenorio, Principal Management Analyst

Subject:

Approve Infrastructure Fund Annual Report for Fiscal Year 2024/2025

Statement of Issue:

The City Charter requires an annual review and performance audit of the Infrastructure Fund, and a report of the findings to the City Council. This provides audited information on Fiscal Year 2024/25.

Financial Impact:

No funding is required for this action

Recommended Action:

Motion to recommend to City Council approval of the Infrastructure Fund Annual Report.

Alternative Action(s):

Direct staff to modify the Annual Report

Analysis:

The Infrastructure Fund was established in 2002, by City Charter Section 617. Per Section 617 (a), the originally intended revenue source for the Infrastructure Fund was a planned utility use tax on natural gas purchased to generate electricity. However, this ballot measure failed. So, while the Charter amendment created the fund, it was left with no source of revenue.

Other Charter requirements related to the fund are:

- Revenue placed in the Infrastructure Fund shall not supplant existing infrastructure funding.
- General Fund expenditures for infrastructure improvements and maintenance, subsequent to 2001, shall not be reduced below 15% of general fund revenues based on a five-year rolling average.
- The Citizen's Infrastructure Advisory Board/Public Works Commission conducts an annual review and performance audit of the Infrastructure Fund and reports its findings to the City

Council prior to the City Council's adoption of the ensuing fiscal year budget.

The single substantial revenue source to the fund is General Fund excess fund balance per the Financial Policy adopted in Fiscal Year 2006/07. The Policy was revised beginning in Fiscal Year 2009/10 to allow for an Economic Uncertainties Reserve commitment. Excerpts addressing the Infrastructure Fund for the previous and current policies are shown in Attachment 1 along with Municipal Charter Section 617.

Revenue - FY 2024/25:

1. There were total General Fund transfers of \$17,539,539 for capital improvements and equipment replacement in FY 2024/25
2. The fund was reimbursed \$24,949 for the Orange County Sanitation District reimbursement related to the Zone 1 Residential Overlay and the Beachmont Plaza Signal (FY 24/25).
3. Interest and market adjustments are paid in proportion to the citywide investments and fund balance. This amounted to \$1,868,105 in FY 2024/25.

Total Revenue for FY 2024/25 was \$19,432,593.

Revenue Item	Actual
Reimbursements and Adjustments	\$24,949
Interest and Market Adjustments	\$1,868,105
General Fund Transfers	\$17,539,539
Total Revenue	\$19,432,593

Expenditures - 2024/25:

Budgeted expenditures for FY 2024/25 consisted of new and carry forward projects and carry over encumbrances from 2023/24. Beginning in Fiscal Year 2023/24 a substantial amount of infrastructure related salaries and maintenance previously budgeted in the General Fund were moved to the Infrastructure fund in business unit 31485201. Where applicable, project sheets from the Capital Improvement Program (CIP) are included as Attachment 2. Total expenditures for the year were \$19,848,414. Below is a detail of expenditures by business unit.

Project	Expenditures
31440001 - Infrastructure Projects 17-18	\$97,846.81
31440003 - Infrastructure Projects 20-21	\$16,766.88
31440005 - Infrastructure Projects 21-22	\$564,249.60
31440006 - Infrastructure Projects 22-23	\$115,351.84
31440008 - Trash Removal	\$15,610.50
31440009 - CC Hot Water Replacement	\$19,007.95
31440011 - Treasurer's Office Remodel	\$6,858.72
31440016 - Bella Terra PD Fiber	\$28,900.00
31440017 - ADA Improvement Program Citywide	\$261,513.97
31440018 - PD Comm Ctr Remodel	\$119,357.03

31440019 - OVE Roadway/Driveway	(\$10,040.89)
31440020 - Lake Fs Fueling Station Canopy	\$162,343.30
31440021 - Tide Check Valve	\$36,014.64
31440023 - Newland House Museum Rehab	\$3,050.40
31440024 - Park Bench Roof and Siding	\$1,295.60
31440025 - Main St Library HVAC	\$59,850.00
31440026 - Central Plant Cooling Tower CC	\$768,000.00
31440028 - Facilities Master Plan	\$150,640.00
31440029 - R22 Air Conditioning Replacement	\$112,892.67
31440030 - All-inclusive Playground Repla	\$133,352.95
31440034 - PCH/6th Pedestrian Ramp	\$65,000.00
31440035 - Harbour Bulkhead Improvement	\$34,512.57
31440036 - Blufftop Pathway Area Lighting	\$31,125.00
31440040 - Central Library Electrical	\$206,266.30
31440042 - LeBard Park Improvements	\$20,672.84
31440044 - Central Library Fountain	\$775,729.96
31440046 - Shroeder Phase II	\$5,970.00
31440048 - PD North Station	\$32,841.25
31440101 - Infrastructure NON Equip	\$761,118.99
31445003 - Main Prom P.S. Improvements	\$158,202.00
31445201 - Infrastructure Engineering Design CLS	\$1,697.28
31465001 - Oil Well Abandonment	\$3,715,958.96
31485201 - Infrastructure Engineer Design	\$4,895,228.09
31487004 - Police Facility Improvements	\$172,010.14
31488001 - Heil Pump Station	\$473,935.08
31488003 - Storm Drain Building Improvement	\$92,681.59
31490012 - Oakview Streetscape	\$677,429.95
31490016 - Arterial Beautification	(\$2,579.77)
31490017 - Bridge Rehabilitation	\$43,641.75
31490018 - Mobility and Corridor Improv.	(\$42,036.25)
31490019 - FD/PD Youth Training Center	\$148,150.00
31490020 - Carr Park Improvements	\$27,050.00
31490021 - Garfield/Gothard Fiber Optic	\$799,644.23
31490022 - Residential Pavement	\$887,035.51
31490024 - Residential Zone Maintenance 24-25	\$2,859,141.66
31490025 - Downtown Specific Plan	\$99,325.00
31490026 - Main Prom Parking	\$245,799.46
Total Project Expenditures	\$19,848,413.56

Fund Balance	
Fund Balance 7/1/24	\$29,397,441
Revenue FY 2024/25	\$19,432,593
Expenditures FY 2024/25	-\$19,848,414
Fund Balance 7/1/25	\$28,981,620
Budgeted Revenue FY 2025/26	\$14,500,000
Budgeted Expenditures FY 2025/26	-\$37,777,214
Budgeted Fund Balance 7/1/26	\$ 4,603,708

Environmental Status:

This action is not subject to the California Environmental Quality Act (CEQA) pursuant to Sections 15060(c)(2) (the activity will not result in a direct or reasonably foreseeable indirect physical change in the environment) and 15060(c)(3) (the activity is not a project as defined in Section 15378) of the CEQA Guidelines, California Code of Regulations, Title 14, Chapter 3, because it has no potential for resulting in physical change to the environment, directly or indirectly.

Strategic Plan Goal:

Non Applicable - Administrative Item

For details, visit www.huntingtonbeachca.gov/strategicplan <<http://www.huntingtonbeachca.gov/strategicplan>>.

Attachment(s):

1. Financial Policies FY 2006/07 and FY 2009/10
2. Project Sheets
3. PowerPoint Presentation

Attachment 1
Financial Policies

City of Huntington Beach

Financial Policies

Adopted FY 2006/07

FINANCIAL REPORTING AND ACCOUNTING STANDARDS

- . The City's accounting system will be maintained in accordance with generally accepted accounting practices and the standards of the Government Accounting Standards Board and the Government Finance Officers Association.
- . The annual financial report will be prepared within six months of the close of the previous fiscal year. The City will use generally accepted accounting principles in preparing the annual financial statements and will attempt to qualify for the Government Finance Officers Association's Excellence in Financial Reporting Program.
- . The City will strive for an unqualified audit opinion. An unqualified opinion is rendered without reservation by the independent auditor that financial statements are fairly presented.
- . The City will contract for an annual audit by a qualified independent certified public accounting firm. The independent audit firm will be selected through a competitive process at least once every five years. The contract period will be for an initial period of three years, with two one-year options.

BUDGETING

- . The budget will be prepared consistent with the standards developed by the Government Finance Officers Association and California Society of Municipal Finance Officers. In addition, a summary version will be provided to the public in a user-friendly format.
- . The City will maintain a balanced operating budget for all funds with estimated revenues being equal to, or greater than, estimated expenditures, and with periodic City Council reviews and necessary adjustments to maintain balance.
- . On-going revenues will support on-going expenditures. Revenues from one-time or limited duration sources will not be used to balance the annual operating budget.
- . Support function appropriations will be placed in the department in which they are managed.

GENERAL FUND BALANCE

- . The General Fund reserve (designation) will be a minimum of seven percent of the General Fund budget. In addition, a second tier reserve will consist of the net accumulation of amounts that were in excess of the seven percent reserve (designation) and remained in the General Fund after application of the financial policy that immediately follows. This second tier reserve will be used to balance budget fluctuations.
- . Allocation of the audited General Fund balance in excess of the above reserves (designations) may be as follows:
 - . 25 percent for capital projects (transferred to the Capital Improvement Reserve)
 - . 25 percent for Infrastructure (transferred to the Infrastructure Fund)
 - . 50 percent to increase the 2nd tier reserve
- . All supplemental appropriations from the General Fund minimum reserve that cannot otherwise be funded during the current fiscal year operating budget must meet one of the three following criteria:
 - . It is an unanticipated emergency.
 - . It is required to implement a Memoranda of Understanding (MOU) or a mandate.
 - . It is a new expense that is offset by related revenues.



**City of Huntington Beach
Financial Policies
Adopted Budget – FY 2009/10**



FINANCIAL REPORTING AND ACCOUNTING STANDARDS

- The City's accounting system will be maintained in accordance with generally accepted accounting practices and the standards of the Government Accounting Standards Board (GASB) and the Government Finance Officers Association (GFOA).
- The annual financial report will be prepared within six months of the close of the previous fiscal year. The City will use generally accepted accounting principles in preparing the annual financial statements and will attempt to qualify for the Government Finance Officers Association's Excellence in Financial Reporting Program.
- The City will strive for an unqualified audit opinion. An unqualified opinion is rendered without reservation by the independent auditor that financial statements are fairly presented.
- The City will contract for an annual audit by a qualified independent certified public accounting firm. The independent audit firm will be selected through a competitive process at least once every five years. The contract period will be for an initial period of three years, with two one-year options.

BUDGETING

- The budget will be prepared consistent with the standards developed by the Government Finance Officers Association and California Society of Municipal Finance Officers (CSMFO). In addition, a summary version will be provided to the public in a user-friendly format.
- The City will maintain a balanced operating budget for all funds with estimated revenues being equal to, or greater than, estimated expenditures, and with periodic City Council reviews and necessary adjustments to maintain balance.
- On-going revenues will support on-going expenditures. Revenues from one-time or limited duration sources will not be used to balance the annual operating budget.
- Support function appropriations will be placed in the department in which they are managed.

GENERAL FUND BALANCE

- There will be an established Economic Uncertainties Reserve commitment in the General Fund. The goal is to have an Economic Uncertainties Reserve commitment equal to the value of two months of the General Fund expenditure adopted budget amount.
- Once established, appropriations from the Economic Uncertainties Reserve commitment can only be made by formal City Council action. Generally, appropriations and access to these funds will be reserved for emergency situations. Examples of such emergencies include, but are not limited to:
 - An unplanned, major event such as a catastrophic disaster requiring expenditures over 5% of the General Fund adopted budget
 - Budgeted revenue taken by another government entity
 - Drop in projected/actual revenue of more than 5% of the General Fund adopted revenue budget
- Should the Economic Uncertainties Reserve commitment be used, and its level falls below the minimum amount of two months of General Fund expenditures adopted budget, the goal is to replenish the fund within three fiscal years.



City of Huntington Beach Financial Policies Adopted Budget – FY 2009/10



- Allocation of the audited General Fund unassigned fund balance will be done as follows if, and until, the Economic Uncertainties Reserve commitment is fully funded (i.e., two months of General Fund expenditures):
 - 50% to Economic Uncertainties Reserve commitment
 - 25% for Infrastructure Fund
 - 25% to Capital Improvement Reserve (CIR) commitment
- Once the Economic Uncertainties Reserve commitment attains full funding, unassigned fund balance will be divided as follows:
 - 25% for Infrastructure Fund
 - 25% to Capital Improvement Reserve (CIR) commitment
 - 50% to Equipment Replacement commitment
- Any unanticipated and unrestricted revenues received during the fiscal year will be added to the fund balance of the General Fund.

FUND BALANCE CLASSIFICATION

- The City's fund balance is made up of the following components:
 - Nonspendable fund balance typically includes inventories, prepaid items, and other items that, by definition cannot be appropriated.
 - The restricted fund balance category includes amounts that can be spent only for the specific purposes stipulated by constitution, external resource providers, or through enabling legislation.
 - The committed fund balance classification includes amounts that can be used only for the specific purposes determined by a formal action of the City Council. The City Council has authority to establish, modify, or rescind a fund balance commitment.
 - Amounts in the assigned fund balance classification are intended to be used by the City for specific purposes but do not meet the criteria to be classified as restricted or committed. The City Administrator or designee has the authority to establish, modify, or rescind a fund balance assignment.
 - Unassigned fund balance is the residual classification for the City's funds and includes all spendable amounts not contained in the other classifications.
- The City considers restricted or unrestricted amounts to have been spent when an expenditure is incurred for purposes for which both restricted and unrestricted fund balance is available.
- The City's committed, assigned, or unassigned amounts are considered to have been spent when an expenditure is incurred for purposes for which amounts in any of those unrestricted fund balance classifications could be used.

APPROPRIATION AUTHORITY

- The City Council is the appropriation authority for the City Budget. As required by state law, appropriations expire at the end of each fiscal year.

City of Huntington Beach Capital Improvement Program
New Appropriations Fiscal Year 2024/25

Department	Fiscal Year 2024/25	Park Funds	Gas Tax / Prop 42	RMRA	Measure M	Sewer Funds	Water Funds	Infrastructure Fund	TIF	Grants/Other Funds
------------	---------------------	------------	-------------------	------	-----------	-------------	-------------	---------------------	-----	--------------------

DRAINAGE & STORM WATER

Tide Check Valves to Harbour Storm Drains	Public Works	\$300,000						\$300,000		
TOTAL		\$300,000						\$300,000		

FACILITIES

PD South Substation Improvements	Police	\$109,000						\$109,000		
Newland House Museum Rehabilitation	Community & Library Services	\$100,000						\$100,000		
Park Bench Café Roof & Siding Replacement	Community & Library Services	\$110,000						\$110,000		
Library Facilities Master Plan	Community & Library Services	\$400,000								\$400,000
Main Street Branch Library HVAC Installation	Community & Library Services	\$650,000						\$650,000		
Upgrade Central Plant Cooling Tower at Civic Center	Public Works	\$768,000						\$768,000		
Civic Center Water Leak Assessment	Public Works	\$100,000						\$100,000		
Facilities Master Plan	Public Works	\$600,000						\$600,000		
Fueling Station Canopies	Public Works	\$410,000						\$410,000		
Replace R22 Air Conditioning Equipment	Public Works	\$150,000						\$150,000		
Fire Station Butler Buildings	Fire	\$600,000						\$600,000		
TOTAL		\$3,997,000						\$3,597,000		\$400,000

NEIGHBORHOOD

Curb Ramp Program	Public Works	\$700,000				\$590,615				\$109,385
Residential Overlay and Slurry Seal Program	Public Works	\$6,350,000		\$2,000,000		\$1,600,000	\$150,000	\$150,000	\$2,450,000	
TOTAL		\$7,050,000		\$2,000,000		\$2,190,615	\$150,000	\$150,000	\$2,450,000	\$109,385

PARKS AND BEACHES

Edison Park Reconfiguration	Community & Library Services	\$2,000,000	\$2,000,000							
All-Inclusive Playground at the Beach (9th St)	Community & Library Services	\$120,000						\$120,000		
Softball Field Improvements	Community & Library Services	\$565,000	\$565,000							
Huntington Central Park Master Plan Update	Community & Library Services	\$181,800	\$181,800							
Langenbeck Park Playground Improvements	Community & Library Services	\$300,000	\$300,000							
Pleasant View Park Playground Improvements	Community & Library Services	\$600,000	\$600,000							
Discovery Well Park Pump Replacement	Public Works	\$90,000						\$90,000		
Beach Restroom Analysis	Public Works	\$200,000						\$200,000		
PCH & 6th St Pedestrian Ramp	Public Works	\$65,000						\$65,000		
Huntington Harbour Bulkhead Improvements	Public Works	\$400,000						\$400,000		
Bluff Top Pathway Area Lighting	Public Works	\$64,000						\$64,000		
TOTAL		\$4,585,800	\$3,646,800					\$939,000		

SEWER

McFadden Sewer Lift Station, Wet Well	Public Works	\$2,000,000					\$2,000,000			
TOTAL		\$2,000,000					\$2,000,000			

City of Huntington Beach Capital Improvement Program
New Appropriations Fiscal Year 2024/25

Department	Fiscal Year 2024/25	Park Funds	Gas Tax / Prop 42	RMRA	Measure M	Sewer Funds	Water Funds	Infrastructure Fund	TIF	Grants/Other Funds
------------	---------------------	------------	-------------------	------	-----------	-------------	-------------	---------------------	-----	--------------------

STREETS & TRANSPORTATION

ADA Improvement Program	Public Works	\$250,000						\$250,000		
Fiber Optic Master Plan	Information Services	\$100,000						\$100,000		
Citywide Mobility and Corridor Improvements	Public Works	\$155,000							\$155,000	
Downtown Street Lighting	Public Works	\$400,000						\$400,000		
Arterial Rehabilitation Program	Public Works	\$6,000,000		\$5,400,000	\$600,000					
BPMP (Federal)	Public Works	\$424,300								\$424,300
Bridge Preventive Maintenance Program	Public Works	\$655,000			\$655,000					
TOTAL		\$7,984,300		\$5,400,000	\$1,255,000			\$750,000	\$155,000	\$424,300

WATER

Annual Water Main Replacement Project	Public Works	\$150,000					\$150,000			
Peck Reservoir Roof Replacement	Public Works	\$500,000					\$500,000			
Water Treatment for Well 3A	Public Works	\$2,200,000					\$2,200,000			
Well 4 Rehabilitation	Public Works	\$1,500,000					\$1,500,000			
Well 14 Drilling and Casing Project	Public Works	\$250,000					\$250,000			
Well 14 Storm Drain Project	Public Works	\$50,000					\$50,000			
Well 14 Well House Project	Public Works	\$500,000					\$500,000			
WOCWB OC9 CP Retrofit	Public Works	\$3,700,000					\$3,700,000			
OC35 Seal Beach Vault Relocation	Public Works	\$50,000					\$50,000			
Water Production Building Rehabilitation	Public Works	\$479,000					\$479,000			
TOTAL		\$9,379,000					\$9,379,000			

CIP TOTAL		\$35,296,100	\$3,646,800	\$2,000,000	\$5,400,000	\$3,445,615	\$2,150,000	\$9,529,000	\$8,036,000	\$155,000	\$933,685
------------------	--	---------------------	--------------------	--------------------	--------------------	--------------------	--------------------	--------------------	--------------------	------------------	------------------

City of Huntington Beach Capital Improvement Program
Continuing Appropriations Fiscal Year 2024/25

Fiscal Year 2024/25	Park Funds	Gas Tax / Prop 42	RMRA	Measure M	Sewer Funds	Water Funds	Infrastructure Fund	TIF	Grants/Other Funds
---------------------	------------	-------------------	------	-----------	-------------	-------------	---------------------	-----	--------------------

FACILITIES

Fueling Station Canopies	\$500,000						\$500,000		
Downtown Parking Structure Improvements	\$923,000						\$923,000		
TOTAL	\$1,423,000						\$1,423,000		

PARKS AND BEACHES

Edison Park Reconfiguration	\$1,975,000	\$775,000							\$1,200,000
TOTAL	\$1,975,000	\$775,000							\$1,200,000

SEWER

McFadden Sewer Lift Station, Wet Well	\$3,400,000				\$3,400,000				
TOTAL	\$3,400,000				\$3,400,000				

STREETS & TRANSPORTATION

ADA Improvement Program	\$250,000						\$250,000		
Main Street Specific Plan Implementation	\$250,000						\$250,000		
TOTAL	\$500,000						\$500,000		

WATER

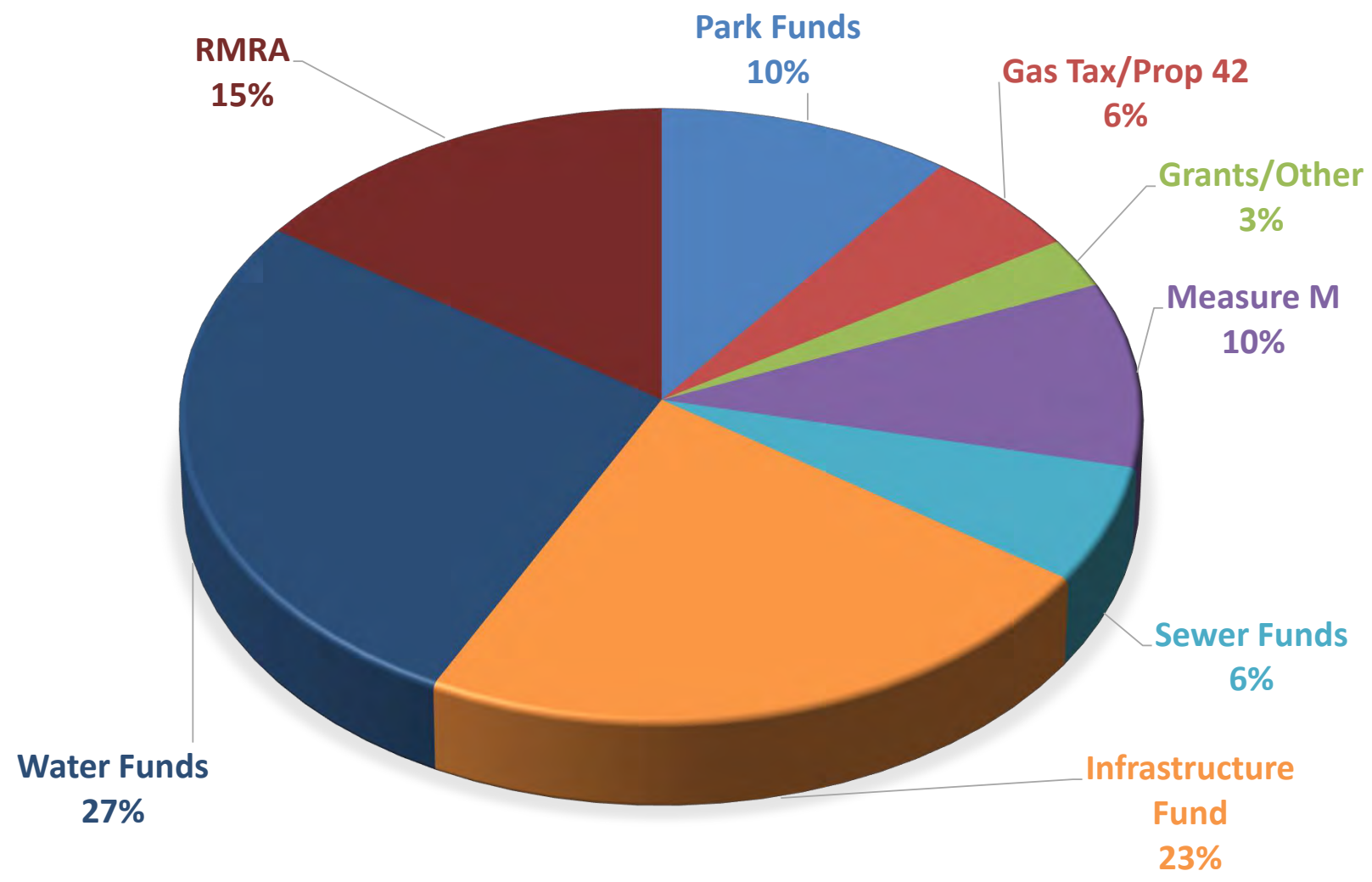
Water Treatment for Well 3A	\$130,000					\$130,000			
Well 4 Rehabilitation	\$60,000					\$60,000			
WOCWB OC9 CP Retrofit	\$300,000					\$300,000			
Water Production Building Rehabilitation	\$355,000					\$355,000			
TOTAL	\$845,000					\$845,000			

TOTAL CONTINUING	\$8,143,000	\$775,000				\$3,400,000	\$845,000	\$1,923,000	\$1,200,000
-------------------------	--------------------	------------------	--	--	--	--------------------	------------------	--------------------	--------------------

Capital Improvement Program FY 2024/25

New Appropriations by Funding Source

\$35,296,100



City of Huntington Beach
Capital Improvement Program FY 2024/25 through 2028/29
By Fiscal Year

	Fiscal Year 2024/25	Fiscal Year 2025/26	Fiscal Year 2026/27	Fiscal Year 2027/28	Fiscal Year 2028/29	Total 5 Year CIP
DRAINAGE & STORM WATER						
Tide Check Valves to Harbour Storm Drains	300,000					300,000
TOTAL	\$300,000					\$300,000
FACILITIES						
PD South Substation Improvements	109,000					109,000
Newland House Museum Rehabilitation	100,000					100,000
Park Bench Café Roof & Siding Replacement	110,000					110,000
Library Facilities Master Plan	400,000					400,000
Main Street Branch Library HVAC Installation	650,000					650,000
Upgrade Central Plant Cooling Tower at Civic Center	\$768,000					\$768,000
Civic Center Water Leak Assessment	\$100,000					\$100,000
Facilities Master Plan	\$600,000	\$600,000	\$300,000			\$1,500,000
Fueling Station Canopies	\$410,000					\$410,000
Replace R22 Air Conditioning Equipment	\$150,000	\$150,000	\$150,000			\$450,000
Fire Station Butler Buildings	\$600,000					\$600,000
TOTAL	\$3,997,000	\$750,000	\$450,000			\$5,197,000
NEIGHBORHOOD						
Curb Ramp Program	700,000	700,000	700,000	700,000	700,000	3,500,000
Residential Overlay and Slurry Seal Program	6,350,000	7,350,000	7,350,000	7,350,000	7,350,000	35,750,000
TOTAL	\$7,050,000	\$8,050,000	\$8,050,000	\$8,050,000	\$8,050,000	\$39,250,000
PARKS & BEACHES						
Edison Park Reconfiguration	\$2,000,000					\$2,000,000
All-Inclusive Playground at the Beach (9th St)	120,000					120,000
Softball Field Improvements	565,000					565,000
Huntington Central Park Master Plan Update	181,800					181,800
Langenbeck Park Playground Improvements	300,000					300,000
Pleasant View Park Playground Improvements	600,000					600,000
Discovery Well Park Pump Replacement	90,000					90,000
Beach Restroom Analysis	\$200,000					\$200,000
PCH & 6th St Pedestrian Ramp	\$65,000					\$65,000
Huntington Harbour Bulkhead Improvements	\$400,000					\$400,000
Bluff Top Pathway Area Lighting	\$64,000					\$64,000
TOTAL	\$4,585,800					\$4,585,800

City of Huntington Beach
Capital Improvement Program FY 2024/25 through 2028/29
By Fiscal Year

	Fiscal Year 2024/25	Fiscal Year 2025/26	Fiscal Year 2026/27	Fiscal Year 2027/28	Fiscal Year 2028/29	Total 5 Year CIP
SEWER						
McFadden Sewer Lift Station, Wet Well	\$2,000,000					\$2,000,000
TOTAL	\$2,000,000					\$2,000,000
STREETS & TRANSPORTATION						
Citywide Mobility-Corridor	\$250,000	\$250,000	\$250,000	\$250,000		\$1,000,000
Fiber Optic Master Plan	\$100,000					\$100,000
Citywide Mobility and Corridor Improvements	\$155,000	\$155,000	\$155,000	\$155,000	\$155,000	\$775,000
Downtown Street Lighting	\$400,000	\$3,550,000	\$1,590,000	\$1,550,000	\$730,000	\$7,820,000
Arterial Rehabilitation Program	\$6,000,000	\$6,000,000	\$6,000,000	\$6,000,000	\$6,000,000	\$30,000,000
BPMP (Federal)	\$424,300		\$2,377,300			\$2,801,600
Bridge Preventive Maintenance Program	\$655,000	\$655,000	\$655,000	\$655,000	\$655,000	\$3,275,000
TOTAL	\$7,984,300	\$10,610,000	\$11,027,300	\$8,610,000	\$7,540,000	\$45,771,600
WATER						
Annual Water Main Replacement Project	\$150,000	\$1,850,000				\$2,000,000
Peck Reservoir Roof Replacement	\$500,000	\$1,500,000				\$2,000,000
Water Treatment for Well 3A	2,200,000					2,200,000
Well 4 Rehabilitation	1,500,000					1,500,000
Well 14 Drilling and Casing Project	\$250,000	\$1,650,000				\$1,900,000
Well 14 Storm Drain Project	\$50,000	\$1,271,000				\$1,321,000
Well 14 Well House Project	\$500,000	\$3,500,000				\$4,000,000
WOCWB OC9 CP Retrofit	\$3,700,000					\$3,700,000
OC35 Seal Beach Vault Relocation	\$50,000					\$50,000
Water Production Building Rehabilitation	\$479,000					\$479,000
TOTAL	\$9,379,000	\$9,771,000				\$19,150,000
TOTAL 5 Year CIP	\$35,296,100	\$29,181,000	\$19,527,300	\$16,660,000	\$15,590,000	\$116,254,400

CITY OF HUNTINGTON BEACH
CAPITAL IMPROVEMENT PROJECT INFORMATION (New)

PROJECT TITLE: Tide Check Valves to Harbour Storm Drains

FUNDING DEPARTMENT: Public Works
DEPT. PROJECT MGR: Lili Hernandez

SCHEDULE:
Design Complete: FY 2024/25
Construction Complete: FY 2024/25

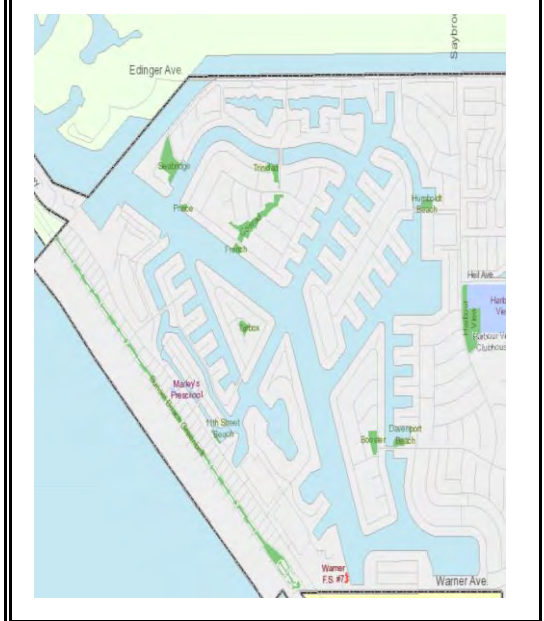
PROJECT DESCRIPTION: This project will install nine Tide Flex rubber check valves to existing storm drain infrastructure located in the Huntington Harbour. The valves will be installed at Anderson St, Admiralty Dr, Intrepid Ln, Bluewater Ln, and five valves along PCH.

PROJECT NEED: City Utility staff are required to mobilize during King Tide Cycles (ultra high tides, greater than 7.0), to install air bladders within the storm drains to minimize dry weather flooding of PCH with salt water from the Harbour.

SOURCE DOCUMENT: NA

STRATEGIC PLAN GOAL: Infrastructure Investment

PROJECT LOCATION



PROJECT COSTS	FY 24/25	FY 25/26	FY 26/27	FY 27/28	FY 28/29
<i>Design/Environmental</i>	\$ 30,000				
<i>Construction</i>	\$ 250,000				
<i>Project Management</i>	\$ 20,000				
<i>Supplementals</i>					
<i>R/W</i>					
<i>Other</i>					
TOTAL	\$ 300,000				

FUNDING SOURCES	FY 24/25	FY 25/26	FY 26/27	FY 27/28	FY 28/29
<i>Infr Fund (314)</i>	\$ 300,000				
TOTAL	\$ 300,000				

MAINTENANCE COST IMPACT:
Additional annual cost: \$0
 Any unanticipated maintenance cost will be included in Public Works Operating Budget.

TOTAL PROJECT COST: \$ 300,000

COMMENTS ON GRANTS / OTHER FUNDS:

PROJECT TYPE: Rehabilitation
CATEGORY: Drainage

**CITY OF HUNTINGTON BEACH
CAPITAL IMPROVEMENT PROJECT INFORMATION (New)**

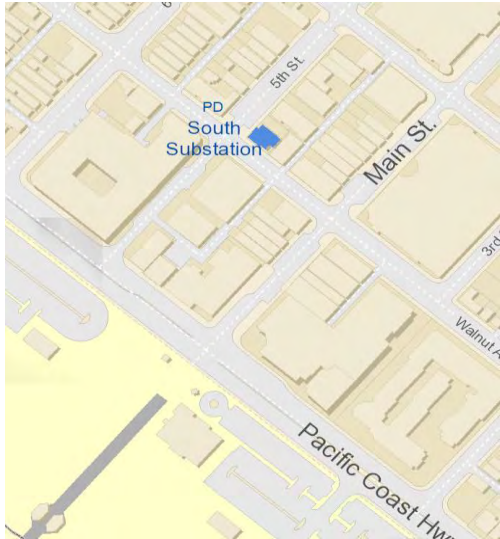
PROJECT TITLE: PD South Substation Improvements

FUNDING DEPARTMENT: Police
DEPT. PROJECT MGR: Captain Ryan Reilly

SCHEDULE:
Design Complete: FY 2024/25
Construction Complete: FY 2024/25

PROJECT DESCRIPTION: Retrofit and bring building up to current standards and building code. This first phase of the improvements include, but are not limited to, adding a public counter, furniture, painting and flooring replacement into the building to accommodate the public and PD.
PROJECT NEED: Building was constructed in 1913. The City has been using the building as a substation since 1991. The building needs improvements and refurbishing.
SOURCE DOCUMENT: N/A
STRATEGIC PLAN GOAL: Infrastructure Investment

PROJECT LOCATION



PROJECT COSTS	FY 24/25	FY 25/26	FY 26/27	FY 27/28	FY 28/29
Design/Environmental					
Construction	\$ 99,000				
Project Management	\$ 5,000				
Supplementals	\$ 5,000				
R/W					
Other					
TOTAL	\$ 109,000				

FUNDING SOURCES	FY 24/25	FY 25/26	FY 26/27	FY 27/28	FY 28/29
Infr Fund (314)	\$ 109,000				
TOTAL	\$ 109,000				

MAINTENANCE COST IMPACT:
Additional annual cost: \$0
Any unanticipated maintenance cost will be included in Public Works Operating Budget.

TOTAL PROJECT COST: \$ 109,000

COMMENTS ON GRANTS / OTHER FUNDS:

PROJECT TYPE: New & Rehabilitation
CATEGORY: Facilities

CITY OF HUNTINGTON BEACH
CAPITAL IMPROVEMENT PROJECT INFORMATION (New)

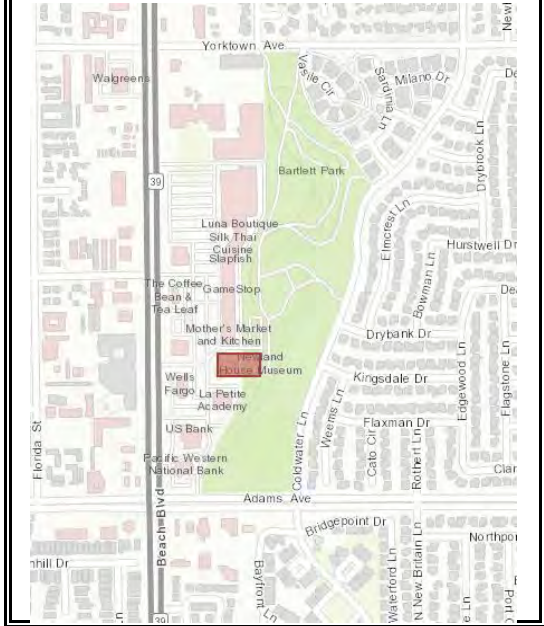
PROJECT TITLE: Newland House Museum Rehabilitation

FUNDING DEPARTMENT: Community & Library Services
DEPT. PROJECT MGR: Public Works Capital Projects Administrator

SCHEDULE:
Design Complete: FY 2024/25
Construction Complete: FY 2024/25

PROJECT DESCRIPTION: Refurbishment of the historic Newland House Museum including exterior paint and wood damage repair opportunities.
PROJECT NEED: The Newland House Museum is in need of a complete exterior paint job to preserve the integrity of the structure and prevent deterioration.
SOURCE DOCUMENT: Contactor Estimate
STRATEGIC PLAN GOAL: Infrastructure Investment

PROJECT LOCATION



PROJECT COSTS	FY 24/25	FY 25/26	FY 26/27	FY 27/28	FY 28/29
<i>Design/Environmental</i>					
<i>Construction</i>	\$ 100,000				
<i>Project Management</i>					
<i>Supplementals</i>					
<i>R/W</i>					
<i>Other</i>					
TOTAL	\$ 100,000				

FUNDING SOURCES	FY 24/25	FY 25/26	FY 26/27	FY 27/28	FY 28/29
<i>Infr Fund (314)</i>	\$ 100,000				
TOTAL	\$ 100,000				

MAINTENANCE COST IMPACT:
Additional annual cost: \$0
 Any unanticipated maintenance cost will be included in Public Works Operating Budget.

TOTAL PROJECT COST: \$ 100,000

COMMENTS ON GRANTS / OTHER FUNDS:

PROJECT TYPE: Rehabilitation
CATEGORY: Facilities

CITY OF HUNTINGTON BEACH
CAPITAL IMPROVEMENT PROJECT INFORMATION (New)

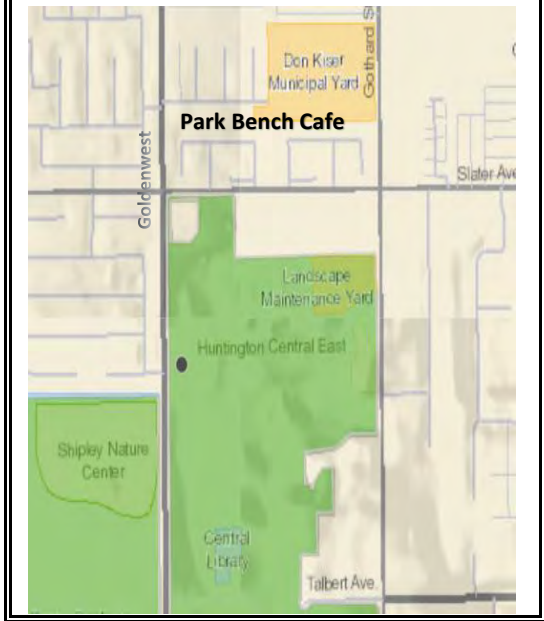
PROJECT TITLE: Park Bench Café Roof & Siding Replacement

FUNDING DEPARTMENT: Community & Library Services
DEPT. PROJECT MGR: Public Works Capital Projects Administrator

SCHEDULE:
Design Complete: FY 2024/25
Construction Complete: FY 2024/25

PROJECT DESCRIPTION: The project consists of replacing the roof, rotted plywood and fascia board. As part of the replacement, the exterior will be repainted.
PROJECT NEED: The existing roof and structure siding and fascia is failing.
SOURCE DOCUMENT: Contractor Estimate
STRATEGIC PLAN GOAL: Infrastructure Investment

PROJECT LOCATION



PROJECT COSTS	FY 24/25	FY 25/26	FY 26/27	FY 27/28	FY 28/29
<i>Design/Environmental</i>					
<i>Construction</i>	\$ 110,000				
<i>Project Management</i>					
<i>Supplementals</i>					
<i>R/W</i>					
<i>Other</i>					
TOTAL	\$ 110,000				

FUNDING SOURCES	FY 24/25	FY 25/26	FY 26/27	FY 27/28	FY 28/29
<i>Infr Fund (314)</i>	\$ 110,000				
TOTAL	\$ 110,000				

MAINTENANCE COST IMPACT:
Additional annual cost: \$0
 Any unanticipated maintenance cost will be included in Public Works Operating Budget.

TOTAL PROJECT COST: \$ 110,000

COMMENTS ON GRANTS / OTHER FUNDS:

PROJECT TYPE: Rehabilitation
CATEGORY: Facilities

**CITY OF HUNTINGTON BEACH
CAPITAL IMPROVEMENT PROJECT INFORMATION (New)**

PROJECT TITLE: Library Facilities Master Plan

FUNDING DEPARTMENT: Community & Library Services
DEPT. PROJECT MGR: Public Works Capital Projects Administrator

SCHEDULE:
Design Complete: FY 2025/26
Construction Complete: N/A

PROJECT DESCRIPTION: The Library Facilities Master Plan will include an evaluation of the Library's existing facilities and programs in order to identify needed improvements for the delivery of services over the next 20 years. The findings of this Master Plan will provide the framework for future investment in the City's Library facilities. The Huntington Beach Public Library does not have a current Master Plan for the development of its libraries and services. The last Master Plan was completed in the 1980s.

PROJECT NEED:

SOURCE DOCUMENT: HB General Plan Goal PSI-3. Libraries are central community facilities & library services respond to changing community needs.

STRATEGIC PLAN GOAL: Infrastructure Investment

PROJECT LOCATION



PROJECT COSTS	FY 24/25	FY 25/26	FY 26/27	FY 27/28	FY 28/29
<i>Design/Environmental</i>	\$ 400,000				
<i>Construction</i>					
<i>Project Management</i>					
<i>Supplementals</i>					
<i>R/W</i>					
<i>Other</i>					
TOTAL	\$ 400,000				

FUNDING SOURCES	FY 24/25	FY 25/26	FY 26/27	FY 27/28	FY 28/29
<i>Library Impact Fee (229)</i>	\$ 400,000				
TOTAL	\$ 400,000				

MAINTENANCE COST IMPACT:
Additional annual cost: \$0
None

TOTAL PROJECT COST: \$ 400,000

COMMENTS ON GRANTS / OTHER FUNDS:

PROJECT TYPE: Studies
CATEGORY: Facilities

CITY OF HUNTINGTON BEACH
CAPITAL IMPROVEMENT PROJECT INFORMATION (New)

PROJECT TITLE: Main Street Branch Library
 HVAC Installation

FUNDING DEPARTMENT:
 Community & Library Services
DEPT. PROJECT MGR:
 Public Works Capital Projects Administrator

SCHEDULE:
Design Complete: FY 2024/25
Construction Complete: FY 2024/25

PROJECT DESCRIPTION: The project includes the installation of HVAC in the library. Installation of the system will also require upgrading the building's electrical and ducting.
PROJECT NEED: Install new HVAC and electrical in the Main Street Library.
SOURCE DOCUMENT: Staff Recommendation
STRATEGIC PLAN GOAL: Infrastructure Investment



PROJECT COSTS	FY 24/25	FY 25/26	FY 26/27	FY 27/28	FY 28/29
<i>Design/Environmental</i>	\$ 50,000				
<i>Construction</i>	\$ 600,000				
<i>Project Management</i>					
<i>Supplementals</i>					
<i>R/W</i>					
<i>Other</i>					
TOTAL	\$ 650,000				

FUNDING SOURCES	FY 24/25	FY 25/26	FY 26/27	FY 27/28	FY 28/29
<i>Infr Fund (314)</i>	\$ 650,000				
TOTAL	\$ 650,000				

MAINTENANCE COST IMPACT:
Additional annual cost: \$0
 Any unanticipated maintenance cost will be included in Public Works Operating Budget.

COMMENTS ON GRANTS / OTHER FUNDS:

TOTAL PROJECT COST: \$ 650,000

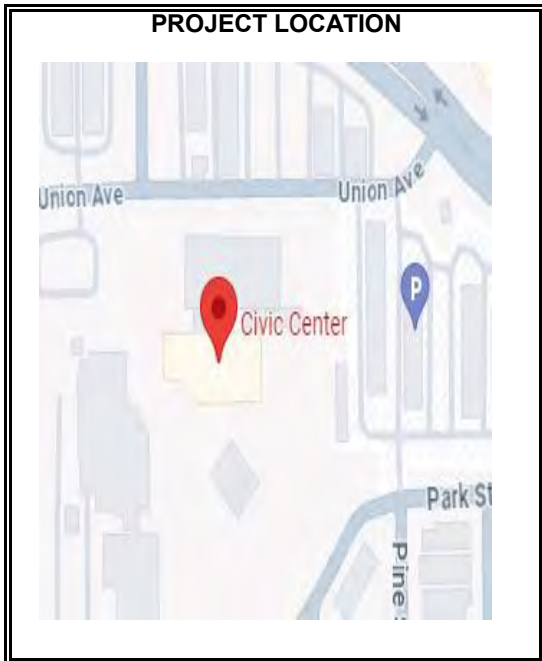
PROJECT TYPE: New Construction
CATEGORY: Facilities

CITY OF HUNTINGTON BEACH
CAPITAL IMPROVEMENT PROJECT INFORMATION (New)

PROJECT TITLE: Upgrade Central Plant Cooling Tower at Civic Center

FUNDING DEPARTMENT: Public Works
DEPT. PROJECT MGR: Kevin Dupras

SCHEDULE:
Design Complete: FY 2024/25
Construction Complete: FY 2024/25



PROJECT DESCRIPTION: Central plant cooling tower at Civic Center is in need of an upgrade.

PROJECT NEED: Central plant cooling tower at Civic Center is in need of an upgrade to ensure HVAC system operation and optimization.

SOURCE DOCUMENT: N/A

STRATEGIC PLAN GOAL: Infrastructure Investment

PROJECT COSTS	FY 24/25	FY 25/26	FY 26/27	FY 27/28	FY 28/29
<i>Design/Environmental</i>					
<i>Construction</i>	\$ 768,000				
<i>Project Management</i>					
<i>Supplementals</i>					
<i>R/W</i>					
<i>Other</i>					
TOTAL	\$ 768,000				

FUNDING SOURCES	FY 24/25	FY 25/26	FY 26/27	FY 27/28	FY 28/29
<i>Infr Fund (314)</i>	\$ 768,000				
TOTAL	\$ 768,000				

MAINTENANCE COST IMPACT:
Additional annual cost: \$0
 Any unanticipated maintenance cost will be included in Public Works Operating Budget.

TOTAL PROJECT COST: \$ 768,000

COMMENTS ON GRANTS / OTHER FUNDS:

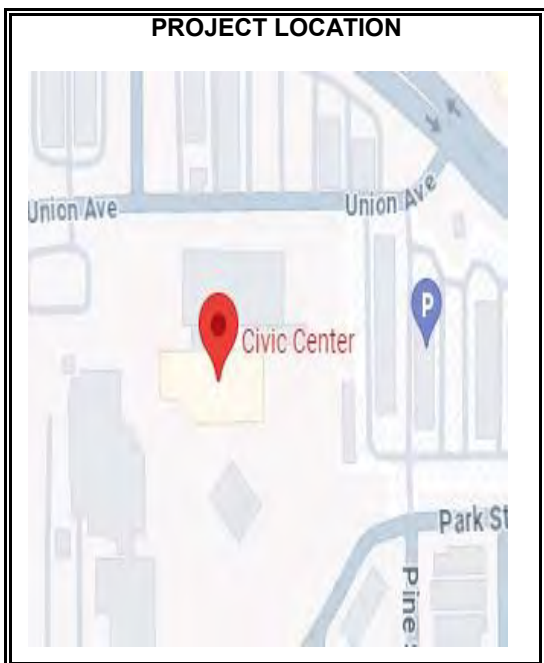
PROJECT TYPE: New & Rehabilitation
CATEGORY: Facilities

CITY OF HUNTINGTON BEACH
CAPITAL IMPROVEMENT PROJECT INFORMATION (New)

PROJECT TITLE: Civic Center Water Leak Assessment

FUNDING DEPARTMENT:
Public Works
DEPT. PROJECT MGR:
Kevin Dupras

SCHEDULE:
Design Complete: FY 2024/25
Construction Complete: TBD



PROJECT DESCRIPTION: Water is leaking through concrete deck into basement, behind the elastomeric coating and overhangs at Civic Center. Assessment required to determine to identify causes.

PROJECT NEED: Assessment needs to be completed to determine where building failures exist and possible solutions.

SOURCE DOCUMENT: N/A

STRATEGIC PLAN GOAL: Infrastructure Investment

PROJECT COSTS	FY 24/25	FY 25/26	FY 26/27	FY 27/28	FY 28/29
<i>Design/Environmental</i>	\$ 100,000				
<i>Construction</i>					
<i>Project Management</i>					
<i>Supplementals</i>					
<i>R/W</i>					
<i>Other</i>					
TOTAL	\$ 100,000				

FUNDING SOURCES	FY 24/25	FY 25/26	FY 26/27	FY 27/28	FY 28/29
<i>Infr Fund (314)</i>	\$ 100,000				
TOTAL	\$ 100,000				

MAINTENANCE COST IMPACT:
Additional annual cost: \$0
 Any unanticipated maintenance cost will be included in Public Works Operating Budget.

TOTAL PROJECT COST: \$ 100,000

COMMENTS ON GRANTS / OTHER FUNDS:

PROJECT TYPE: Rehabilitation
CATEGORY: Facilities

**CITY OF HUNTINGTON BEACH
CAPITAL IMPROVEMENT PROJECT INFORMATION (New)**

PROJECT TITLE: Facilities Master Plan

FUNDING DEPARTMENT:
Public Works
DEPT. PROJECT MGR:
Kevin Dupras

SCHEDULE:
Design Complete: FY 2026/27
Construction Complete:

PROJECT DESCRIPTION: Create a facilities master plan including all City facility buildings. This will be the first of three phases.

PROJECT NEED: A facilities master plan is needed to establish a framework for orderly growth and development for facilities capital improvement projects throughout the city.

SOURCE DOCUMENT: N/A

STRATEGIC PLAN GOAL: Infrastructure Investment

PROJECT LOCATION



PROJECT COSTS	FY 24/25	FY 25/26	FY 26/27	FY 27/28	FY 28/29
<i>Design/Environmental</i>	\$ 600,000	\$ 600,000	\$ 300,000		
<i>Construction</i>					
<i>Project Management</i>					
<i>Supplementals</i>					
<i>R/W</i>					
<i>Other</i>					
TOTAL	\$ 600,000	\$ 600,000	\$ 300,000		

FUNDING SOURCES	FY 24/25	FY 25/26	FY 26/27	FY 27/28	FY 28/29
<i>Infr Fund (314)</i>	\$ 600,000	\$ 600,000	\$ 300,000		
TOTAL	\$ 600,000	\$ 600,000	\$ 300,000		

MAINTENANCE COST IMPACT:
Additional annual cost: \$0
Any unanticipated maintenance cost will be included in Public Works Operating Budget.

TOTAL PROJECT COST: \$ 1,500,000

COMMENTS ON GRANTS / OTHER FUNDS:

PROJECT TYPE: New
CATEGORY: Facilities

CITY OF HUNTINGTON BEACH
CAPITAL IMPROVEMENT PROJECT INFORMATION (Continuing Project)

PROJECT TITLE: Fueling Station Canopies

FUNDING DEPARTMENT:
Public Works
DEPT. PROJECT MGR:
Cody Jahn

SCHEDULE:
Design Complete: FY 2024/25
Construction Complete: FY 2024/25

PROJECT DESCRIPTION: Design and construct four (4) new fuel canopies at the Parks Trees and Landscape Yard (PTL), Corporate Yard, Lake Fire Station and Beach Maintenance Yard.
PROJECT NEED: PTL and Lake Fire Station do not have canopies and are out of compliance. Corporate Yard canopies are out of compliance and require replacement per AQMD regulations. Beach Maintenance Yard canopies are severely rusted and in need of replacement.
SOURCE DOCUMENT: N/A
STRATEGIC PLAN GOAL: Infrastructure Investment



PROJECT COSTS	Approved		Requested		
	Prior	FY 24/25	FY 25/26	FY 26/27	FY 27/28
<i>Design/Environmental</i>					
<i>Construction</i>	\$ 700,000	\$ 410,000			
<i>Project Management</i>	\$ 50,000				
<i>Supplementals</i>					
<i>R/W</i>					
<i>Other</i>					
TOTAL	\$ 750,000	\$ 410,000			

FUNDING SOURCES	Prior	FY 24/25	FY 25/26	FY 26/27	FY 27/28
<i>Infr Fund (314)</i>	\$ 750,000	\$ 410,000			
TOTAL	\$ 750,000	\$ 410,000			

MAINTENANCE COST IMPACT:
Additional annual cost: \$0
 Any unanticipated maintenance cost will be included in Public Works Operating Budget.

TOTAL PROJECT COST: \$ 1,160,000

COMMENTS ON GRANTS / OTHER FUNDS:

PROJECT TYPE: Rehabilitation
CATEGORY: Facilities

CITY OF HUNTINGTON BEACH
CAPITAL IMPROVEMENT PROJECT INFORMATION (New)

PROJECT TITLE: Replace R22 Air Conditioning Equipment

FUNDING DEPARTMENT: Public Works
DEPT. PROJECT MGR: Kevin Dupras

SCHEDULE:
Design Complete:
Construction Complete: FY 2026/27



PROJECT DESCRIPTION: Multi-year project to replace all existing Air Conditioning equipment containing R22 refrigerant at various city facility locations.

PROJECT NEED: Federal regulation prohibits the manufacture and import of R22 refrigerant effective 1/1/2020. Equipment containing R22 is now obsolete and retrofit to a new refrigerant is cost prohibitive.

SOURCE DOCUMENT: EPA.gov Phase Out of Ozone Depleting Substances

STRATEGIC PLAN GOAL: Infrastructure Investment

PROJECT COSTS	FY 24/25	FY 25/26	FY 26/27	FY 27/28	FY 28/29
<i>Design/Environmental</i>					
<i>Construction</i>	\$ 150,000	\$ 150,000	\$ 150,000		
<i>Project Management</i>					
<i>Supplementals</i>					
<i>R/W</i>					
<i>Other</i>					
TOTAL	\$ 150,000	\$ 150,000	\$ 150,000		

FUNDING SOURCES	FY 24/25	FY 25/26	FY 26/27	FY 27/28	FY 28/29
<i>Infr Fund (314)</i>	\$ 150,000	\$ 150,000	\$ 150,000		
TOTAL	\$ 150,000	\$ 150,000	\$ 150,000		

MAINTENANCE COST IMPACT:
Additional annual cost: \$0
 Any unanticipated maintenance cost will be included in Public Works Operating Budget.

TOTAL PROJECT COST: \$ 450,000

COMMENTS ON GRANTS / OTHER FUNDS:

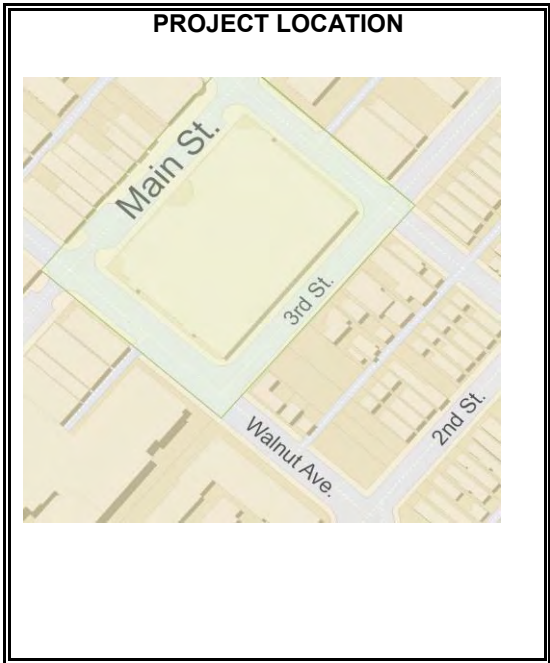
PROJECT TYPE: New & Rehabilitation
CATEGORY: Facilities

CITY OF HUNTINGTON BEACH
CAPITAL IMPROVEMENT PROJECT INFORMATION (Continuing Project)

PROJECT TITLE: Downtown Parking Structure Improvements

FUNDING DEPARTMENT: Public Works
DEPT. PROJECT MGR: TBD

SCHEDULE:
Design Complete: FY 2024/25
Construction Complete: FY 2024/25



PROJECT DESCRIPTION: Improvements to Downtown on Main Street including the Main Promenade Parking Structure. Phased improvements include, but are not limited to doors, stairs, hardscape, pavement, equipment furnishing, signage, railings, and elevators.

PROJECT NEED: Downtown Huntington Beach is in need of improvements. There is a need to prioritize the parking structure to improve parking services.

SOURCE DOCUMENT: Main Promenade Parking Structure Assessment.

STRATEGIC PLAN GOAL: Infrastructure Investment

PROJECT COSTS	Approved		Requested		
	Prior	FY 24/25	FY 25/26	FY 26/27	FY 27/28
<i>Design/Environmental</i>					
<i>Construction</i>	\$ 923,000				
<i>Project Management</i>					
<i>Supplementals</i>					
<i>R/W</i>					
<i>Other</i>					
TOTAL	\$ 923,000				

FUNDING SOURCES	Prior	FY 24/25	FY 25/26	FY 26/27	FY 27/28
<i>Infr Fund (314)</i>	\$ 923,000				
TOTAL	\$ 923,000				

MAINTENANCE COST IMPACT:
Additional annual cost: \$0
 Any unanticipated maintenance cost will be included in Public Works Operating Budget.

TOTAL PROJECT COST: \$ 923,000

COMMENTS ON GRANTS / OTHER FUNDS:

PROJECT TYPE: Rehabilitation
CATEGORY: Facilities

CITY OF HUNTINGTON BEACH
CAPITAL IMPROVEMENT PROJECT INFORMATION (New)

PROJECT TITLE: Fire Station Butler Buildings

FUNDING DEPARTMENT:
 Fire
DEPT. PROJECT MGR:
 Eric McCoy

SCHEDULE:
Design Complete: FY 2024/25
Construction Complete: FY 2024/25



PROJECT DESCRIPTION: Metal type storage building to park emergency fire apparatuses. Some apparatuses are currently being stored outside of Murdy and Gothard Fire Stations, which causes more wear and tear on the vehicles.

PROJECT NEED: Install a butler building at Murdy and Gothard Fire Stations. There are added additional ambulances to the fleet with no place to store them. This would help with operational readiness.

SOURCE DOCUMENT: N/A

STRATEGIC PLAN GOAL: Public Safety

PROJECT COSTS	FY 24/25	FY 25/26	FY 26/27	FY 27/28	FY 28/29
<i>Design/Environmental</i>					
<i>Construction</i>	\$ 600,000				
<i>Project Management</i>					
<i>Supplementals</i>					
<i>R/W</i>					
<i>Other</i>					
TOTAL	\$ 600,000				

FUNDING SOURCES	FY 24/25	FY 25/26	FY 26/27	FY 27/28	FY 28/29
<i>Infr Fund (314)</i>	\$ 600,000				
TOTAL	\$ 600,000				

MAINTENANCE COST IMPACT:
Additional annual cost: \$0
 Any unanticipated maintenance cost will be included in Public Works Operating Budget.

COMMENTS ON GRANTS / OTHER FUNDS:

TOTAL PROJECT COST: \$ 600,000

PROJECT TYPE: New
CATEGORY: Facilities

**CITY OF HUNTINGTON BEACH
CAPITAL IMPROVEMENT PROJECT INFORMATION (New)**

PROJECT TITLE: Curb Ramp Program

FUNDING DEPARTMENT:
Public Works
DEPT. PROJECT MGR:
Max Olin

SCHEDULE:
Design Complete: FY 2024/25
Construction Complete: FY 2028/29

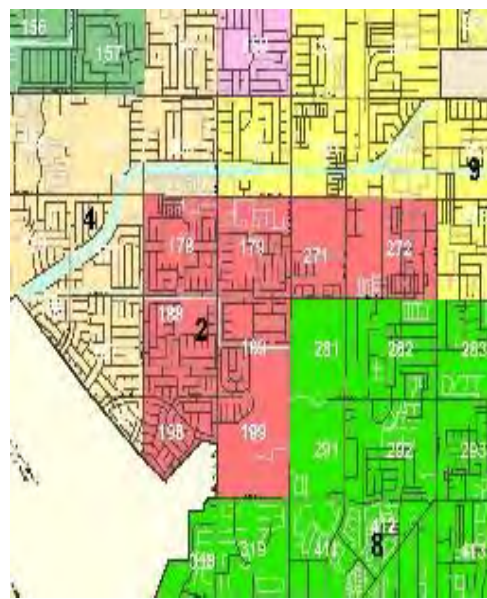
PROJECT DESCRIPTION: Installation of curb access ramps in conjunction with maintenance improvements within Maintenance Zone 2.

PROJECT NEED: Curb access ramps are required when adjacent streets are altered or rehabilitated

SOURCE DOCUMENT: 2022 Pavement management Plan

STRATEGIC PLAN GOAL: Infrastructure Investment

PROJECT LOCATION



PROJECT COSTS	FY 24/25	FY 25/26	FY 26/27	FY 27/28	FY 28/29
<i>Design/Environmental</i>					
<i>Construction</i>	\$ 650,000	\$ 650,000	\$ 650,000	\$ 650,000	\$ 650,000
<i>Project Management</i>	\$ 50,000	\$ 50,000	\$ 50,000	\$ 50,000	\$ 50,000
<i>Supplementals</i>					
<i>R/W</i>					
<i>Other</i>					
TOTAL	\$ 700,000	\$ 700,000	\$ 700,000	\$ 700,000	\$ 700,000

FUNDING SOURCES	FY 24/25	FY 25/26	FY 26/27	FY 27/28	FY 28/29
<i>Measure M (213)</i>	\$ 590,615	\$ 700,000	\$ 700,000	\$ 700,000	\$ 700,000
<i>CDBG (239)</i>	\$ 109,385				
TOTAL	\$ 700,000	\$ 700,000	\$ 700,000	\$ 700,000	\$ 700,000

MAINTENANCE COST IMPACT:
Additional annual cost: \$0
Any unanticipated maintenance cost will be included in Public Works Operating Budget.

TOTAL PROJECT COST: \$ 3,500,000

COMMENTS ON GRANTS / OTHER FUNDS:

PROJECT TYPE: Rehabilitation
CATEGORY: Neighborhood

CITY OF HUNTINGTON BEACH
CAPITAL IMPROVEMENT PROJECT INFORMATION (New)

PROJECT TITLE: Residential Overlay and Slurry Seal Program

FUNDING DEPARTMENT: Public Works
DEPT. PROJECT MGR: Max Olin

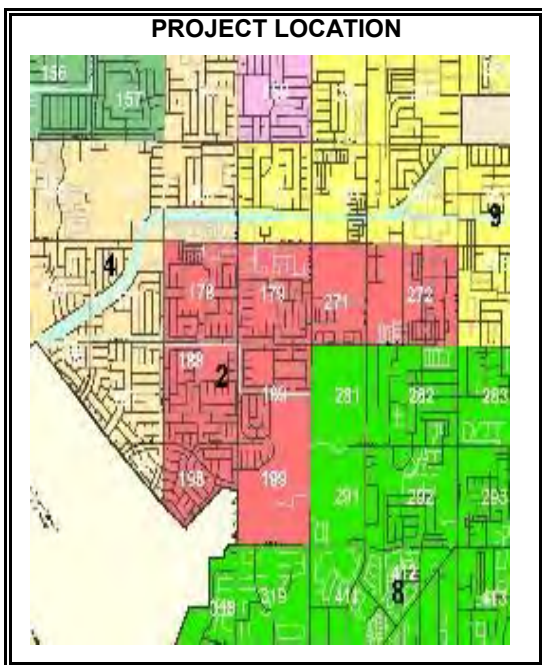
SCHEDULE:
Design Complete: FY 2024/25
Construction Complete: FY 2028/29

PROJECT DESCRIPTION: Rehabilitation of residential streets with asphalt overlay, slurry seal, and sidewalk and tree improvements within Maintenance Zone 2.

PROJECT NEED: Extend the useful life and improve the appearance and function of residential streets.

SOURCE DOCUMENT: 2022 Pavement Management Plan

STRATEGIC PLAN GOAL: Infrastructure Investment



PROJECT COSTS	FY 24/25	FY 25/26	FY 26/27	FY 27/28	FY 28/29
<i>Design/Environmental</i>					
<i>Construction</i>	\$ 6,275,000	\$ 7,275,000	\$ 7,275,000	\$ 7,275,000	\$ 7,275,000
<i>Project Management</i>	\$ 75,000	\$ 75,000	\$ 75,000	\$ 75,000	\$ 75,000
<i>Supplementals</i>					
<i>R/W</i>					
<i>Other</i>					
TOTAL	\$ 6,350,000	\$ 7,350,000	\$ 7,350,000	\$ 7,350,000	\$ 7,350,000

FUNDING SOURCES	FY 24/25	FY 25/26	FY 26/27	FY 27/28	FY 28/29
<i>Gas Tax (207)</i>	\$ 2,000,000	\$ 2,000,000	\$ 2,000,000	\$ 2,000,000	\$ 2,000,000
<i>Measure M (213)</i>	\$ 1,600,000	\$ 1,600,000	\$ 1,600,000	\$ 1,600,000	\$ 1,600,000
<i>Sewer Service Fund (511)</i>	\$ 150,000	\$ 150,000	\$ 150,000	\$ 150,000	\$ 150,000
<i>Water Fund (506)</i>	\$ 150,000	\$ 150,000	\$ 150,000	\$ 150,000	\$ 150,000
<i>Infr Fund (314)</i>	\$ 2,450,000	\$ 3,450,000	\$ 3,450,000	\$ 3,450,000	\$ 3,450,000
TOTAL	\$ 6,350,000	\$ 7,350,000	\$ 7,350,000	\$ 7,350,000	\$ 7,350,000

MAINTENANCE COST IMPACT:
Additional annual cost: \$0
 Any unanticipated maintenance cost will be included in Public Works Operating Budget.

TOTAL PROJECT COST: \$ 35,750,000

COMMENTS ON GRANTS / OTHER FUNDS:

PROJECT TYPE: Rehabilitation
CATEGORY: Neighborhood

CITY OF HUNTINGTON BEACH
CAPITAL IMPROVEMENT PROJECT INFORMATION (Continuing Project)

PROJECT TITLE: Edison Park Reconfiguration

FUNDING DEPARTMENT: Community & Library Services
DEPT. PROJECT MGR: Public Works Capital Projects Administrator

SCHEDULE:
Design Complete: FY 2024/25
Construction Complete: FY 2025/26



PROJECT DESCRIPTION: The full project includes the reconfiguration of Edison Park to include relocation of tot lots, walkways, dual use tennis and pickle ball courts, other recreation amenities, as well as parking & hardscape improvements to mitigate settlement issues. The FY 2024/25 request is for Ph. 1 construction upon final approval.

PROJECT NEED: Improvements are needed to address land settlement issues impacting park amenities and to meet current recreational needs of the community.

SOURCE DOCUMENT: City Council action on 3/1/22 to conduct community outreach and analysis of the Edison reconfiguration conceptual plan previously approved on 11/16/21.

STRATEGIC PLAN GOAL: Infrastructure Investment

PROJECT COSTS	Approved	Requested			
	Prior	FY 24/25	FY 25/26	FY 26/27	FY 27/28
<i>Design/Environmental</i>	\$ 1,975,000				
<i>Construction</i>		\$ 2,000,000			
<i>Project Management</i>					
<i>Supplementals</i>					
<i>R/W</i>					
<i>Other</i>					
TOTAL	\$ 1,975,000	\$ 2,000,000			

FUNDING SOURCES	Prior	FY 24/25	FY 25/26	FY 26/27	FY 27/28
<i>Quimby Fees (226)</i>		\$ 2,000,000			
<i>Park Dev. Impact (228)</i>	\$ 775,000				
<i>AES</i>	\$ 1,200,000				
TOTAL	\$ 1,975,000	\$ 2,000,000			

MAINTENANCE COST IMPACT:
Additional annual cost: \$0
 Any unanticipated maintenance cost will be included in Public Works Operating Budget.

TOTAL PROJECT COST: \$ 3,975,000

COMMENTS ON GRANTS / OTHER FUNDS:

PROJECT TYPE: New & Rehabilitation
CATEGORY: Parks & Beaches

CITY OF HUNTINGTON BEACH
CAPITAL IMPROVEMENT PROJECT INFORMATION (New)

PROJECT TITLE: All-Inclusive Playground at the Beach (9th St)

FUNDING DEPARTMENT:
 Community & Library Services
DEPT. PROJECT MGR:
 Public Works Capital Projects Administrator

SCHEDULE:
Design Complete: FY 2024/25
Construction Complete: FY 2024/25

PROJECT DESCRIPTION: Redesign and rehabilitation of existing playground equipment.
PROJECT NEED: Due to the harsh marine environment, the playground needs to be rehabilitated using wood and other materials more conducive to the harsh marine environment.
SOURCE DOCUMENT: Staff recommendation.
STRATEGIC PLAN GOAL: Infrastructure Investment

PROJECT LOCATION



PROJECT COSTS	FY 24/25	FY 25/26	FY 26/27	FY 27/28	FY 28/29
<i>Design/Environmental</i>					
<i>Construction</i>	\$ 120,000				
<i>Project Management</i>					
<i>Supplementals</i>					
<i>R/W</i>					
<i>Other</i>					
TOTAL	\$ 120,000				

FUNDING SOURCES	FY 24/25	FY 25/26	FY 26/27	FY 27/28	FY 28/29
<i>Infr Fund (314)</i>	\$ 120,000				
TOTAL	\$ 120,000				

MAINTENANCE COST IMPACT:
Additional annual cost: \$0
 Any unanticipated maintenance cost will be included in Public Works Operating Budget.

TOTAL PROJECT COST: \$ 120,000

COMMENTS ON GRANTS / OTHER FUNDS:

PROJECT TYPE: Rehabilitation
CATEGORY: Parks & Beaches

CITY OF HUNTINGTON BEACH
CAPITAL IMPROVEMENT PROJECT INFORMATION (New)

PROJECT TITLE: Softball Field Improvements

FUNDING DEPARTMENT:
 Community & Library Services
DEPT. PROJECT MGR:
 Public Works Capital Projects Administrator

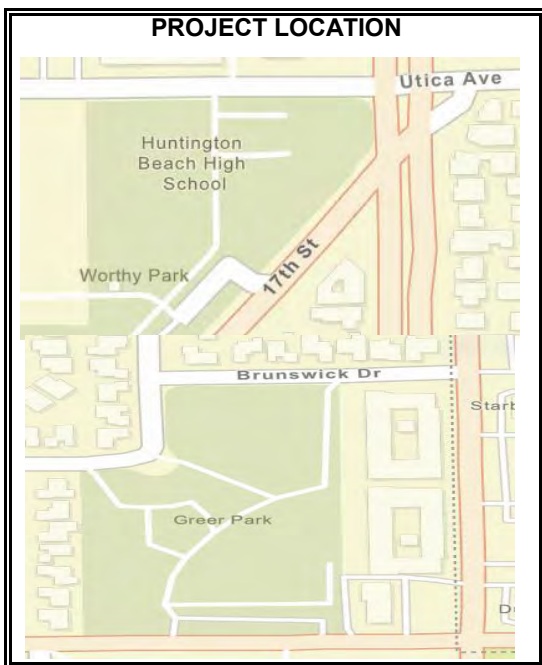
SCHEDULE:
Design Complete: FY 2024/25
Construction Complete: FY 2024/25

PROJECT DESCRIPTION: Improvements to the softball fields at Greer and Worthy Parks, including turf replacement, field leveling, irrigation, and other associated improvements.

PROJECT NEED: There have been no significant improvements made to the City's softball fields in approximately 20 years.

SOURCE DOCUMENT: Staff Recommendation

STRATEGIC PLAN GOAL: Infrastructure Investment



PROJECT COSTS	FY 24/25	FY 25/26	FY 26/27	FY 27/28	FY 28/29
<i>Design/Environmental</i>	\$ 35,000				
<i>Construction</i>	\$ 480,000				
<i>Project Management</i>					
<i>Supplementals</i>	\$ 50,000				
<i>R/W</i>					
<i>Other</i>					
TOTAL	\$ 565,000				

FUNDING SOURCES	FY 24/25	FY 25/26	FY 26/27	FY 27/28	FY 28/29
<i>Quimby Fees (226)</i>	\$ 565,000				
TOTAL	\$ 565,000				

MAINTENANCE COST IMPACT:
Additional annual cost: \$0
 Any unanticipated maintenance cost will be included in Public Works Operating Budget.

COMMENTS ON GRANTS / OTHER FUNDS:

TOTAL PROJECT COST: \$ 565,000

PROJECT TYPE: New & Rehabilitation
CATEGORY: Parks & Beaches

CITY OF HUNTINGTON BEACH
CAPITAL IMPROVEMENT PROJECT INFORMATION (New)

PROJECT TITLE: Huntington Central Park Master Plan Update

FUNDING DEPARTMENT: Community & Library Services
DEPT. PROJECT MGR: Public Works Capital Projects Administrator

SCHEDULE:
Design Complete: FY 2024/25
Construction Complete: TBD

PROJECT DESCRIPTION: The project includes a complete update of the existing Huntington Central Park Master Plan (HCP). Project includes conditions assessment, community outreach and engagement, recommendations and a final report.

PROJECT NEED: The original HCP Master Plan was completed in April 2012 and updated in February 2016.

SOURCE DOCUMENT: City of Huntington Beach 2023-2027 Strategic Plan, Infrastructure Investment, Goal 6

STRATEGIC PLAN GOAL: Infrastructure Investment

PROJECT LOCATION



PROJECT COSTS	FY 24/25	FY 25/26	FY 26/27	FY 27/28	FY 28/29
<i>Design/Environmental</i>	\$ 181,800				
<i>Construction</i>					
<i>Project Management</i>					
<i>Supplementals</i>					
<i>R/W</i>					
<i>Other</i>					
TOTAL	\$ 181,800				

FUNDING SOURCES	FY 24/25	FY 25/26	FY 26/27	FY 27/28	FY 28/29
<i>Park Dev. Impact (228)</i>	\$ 181,800				
TOTAL	\$ 181,800				

MAINTENANCE COST IMPACT:
Additional annual cost: \$0
 Any unanticipated maintenance cost will be included in Public Works Operating Budget.

TOTAL PROJECT COST: \$ 181,800

COMMENTS ON GRANTS / OTHER FUNDS:

PROJECT TYPE: Studies
CATEGORY: Parks & Beaches

CITY OF HUNTINGTON BEACH
CAPITAL IMPROVEMENT PROJECT INFORMATION (New)

PROJECT TITLE: Langenbeck Park
 Playground Improvements

FUNDING DEPARTMENT:
 Community & Library Services
DEPT. PROJECT MGR:
 Public Works Capital Projects Administrator

SCHEDULE:
Design Complete: FY 2024/25
Construction Complete: FY 2024/25

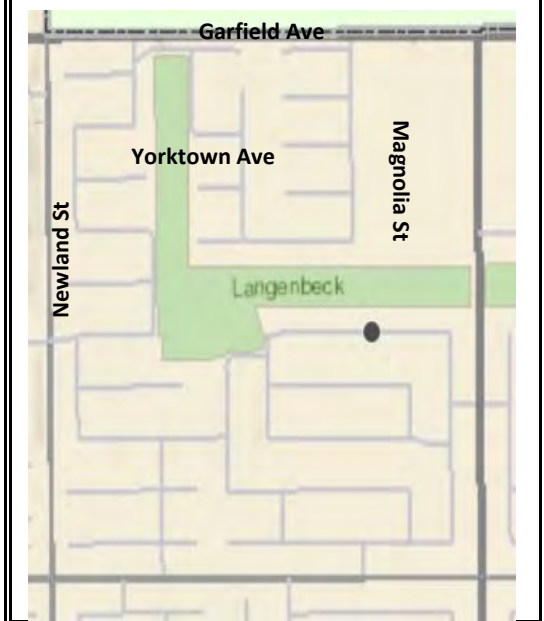
PROJECT DESCRIPTION: Installation of new custom play units for ages 5-12 years and installation of new ADA compliant rubberized safety surfacing.

PROJECT NEED: Playground equipment is past its useful life cycle. The units are in significant disrepair and beyond retrofitting. Complete replacement along with ADA surfacing is needed.

SOURCE DOCUMENT: 2018 City Council approved Playground Replacement Priority List

STRATEGIC PLAN GOAL: Infrastructure Investment

PROJECT LOCATION



PROJECT COSTS	FY 24/25	FY 25/26	FY 26/27	FY 27/28	FY 28/29
<i>Design/Environmental</i>					
<i>Construction</i>	\$ 300,000				
<i>Project Management</i>					
<i>Supplementals</i>					
<i>R/W</i>					
<i>Other</i>					
TOTAL	\$ 300,000				

FUNDING SOURCES	FY 24/25	FY 25/26	FY 26/27	FY 27/28	FY 28/29
<i>Quimby Fees (226)</i>	\$ 300,000				
TOTAL	\$ 300,000				

MAINTENANCE COST IMPACT:
Additional annual cost: \$0
 Any unanticipated maintenance cost will be included in Public Works Operating Budget.

TOTAL PROJECT COST: \$ 300,000

COMMENTS ON GRANTS / OTHER FUNDS:

PROJECT TYPE: New & Rehabilitation
CATEGORY: Parks & Beaches

CITY OF HUNTINGTON BEACH
CAPITAL IMPROVEMENT PROJECT INFORMATION (New)

PROJECT TITLE: Pleasant View Park
 Playground Improvements

FUNDING DEPARTMENT:
 Community & Library Services
DEPT. PROJECT MGR:
 Public Works Capital Projects Administrator

SCHEDULE:
Design Complete: FY 2024/25
Construction Complete: FY 2024/25

PROJECT DESCRIPTION: Installation of new custom play units for ages 2-12 years, including partial coverage of pour-in-place rubberized safety surfacing that will bring the play area into ADA compliance.

PROJECT NEED: Playground equipment is past its useful life cycle. The units are in significant disrepair and beyond retrofitting. Complete replacement along with ADA surfacing is needed.

SOURCE DOCUMENT: 2018 City Council approved Playground Replacement Priority List

STRATEGIC PLAN GOAL: Infrastructure Investment



PROJECT COSTS	FY 24/25	FY 25/26	FY 26/27	FY 27/28	FY 28/29
<i>Design/Environmental</i>					
<i>Construction</i>	\$ 600,000				
<i>Project Management</i>					
<i>Supplementals</i>					
<i>R/W</i>					
<i>Other</i>					
TOTAL	\$ 600,000				

FUNDING SOURCES	FY 24/25	FY 25/26	FY 26/27	FY 27/28	FY 28/29
<i>Park Dev. Impact (228)</i>	\$ 600,000				
TOTAL	\$ 600,000				

MAINTENANCE COST IMPACT:
Additional annual cost: \$0
 Any unanticipated maintenance cost will be included in Public Works Operating Budget.

TOTAL PROJECT COST: \$ 600,000

COMMENTS ON GRANTS / OTHER FUNDS:

PROJECT TYPE: New & Rehabilitation
CATEGORY: Parks & Beaches

CITY OF HUNTINGTON BEACH
CAPITAL IMPROVEMENT PROJECT INFORMATION (New)

PROJECT TITLE: Discovery Well Park Pump Replacement

FUNDING DEPARTMENT:
Public Works
DEPT. PROJECT MGR:
Justin Torres

SCHEDULE:
Design Complete: FY 2024/25
Construction Complete: FY 2024/25

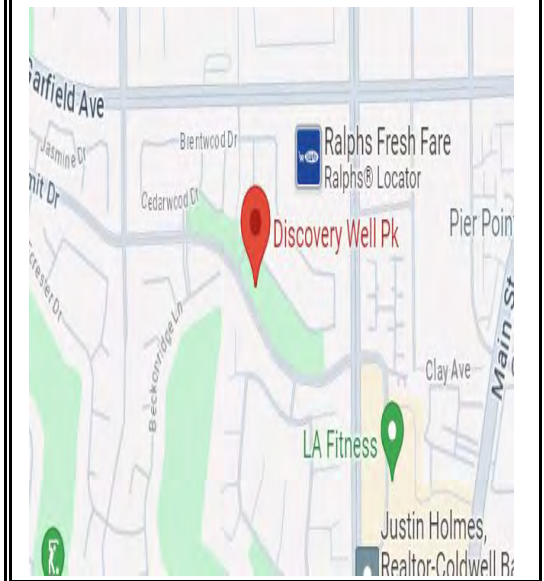
PROJECT DESCRIPTION: Replace a non-functioning irrigation booster pump at Discovery Well Park.

PROJECT NEED: Replacing the non-functioning irrigation booster pump will restore and improve the irrigation coverage and make the park safer and more visually attractive (green grass) to park visitors.

SOURCE DOCUMENT: NA

STRATEGIC PLAN GOAL: Infrastructure Investment

PROJECT LOCATION



PROJECT COSTS	FY 24/25	FY 25/26	FY 26/27	FY 27/28	FY 28/29
<i>Design/Environmental</i>					
<i>Construction</i>	\$ 90,000				
<i>Project Management</i>					
<i>Supplementals</i>					
<i>R/W</i>					
<i>Other</i>					
TOTAL	\$ 90,000				

FUNDING SOURCES	FY 24/25	FY 25/26	FY 26/27	FY 27/28	FY 28/29
<i>Infr Fund (314)</i>	\$ 90,000				
TOTAL	\$ 90,000				

MAINTENANCE COST IMPACT:
Additional annual cost: \$0
 Any unanticipated maintenance cost will be included in Public Works Operating Budget.

TOTAL PROJECT COST: \$ 90,000

COMMENTS ON GRANTS / OTHER FUNDS:

PROJECT TYPE: New & Rehabilitation
CATEGORY: Parks & Beaches

**CITY OF HUNTINGTON BEACH
CAPITAL IMPROVEMENT PROJECT INFORMATION (New)**

PROJECT TITLE: Beach Restroom Analysis

FUNDING DEPARTMENT:
Public Works
DEPT. PROJECT MGR:
Joseph Fuentes

SCHEDULE:
Design Complete: FY 2024/25
Construction Complete: NA

PROJECT DESCRIPTION: Provide analysis of Measure C to potentially replace restrooms along PCH from Seapoint to Beach Boulevard

PROJECT NEED: Restrooms along PCH from Seapoint to Beach Boulevard are in need of upgrades.

SOURCE DOCUMENT: Strategic Plan

STRATEGIC PLAN GOAL: Infrastructure Investment

PROJECT LOCATION



PROJECT COSTS	FY 24/25	FY 25/26	FY 26/27	FY 27/28	FY 28/29
<i>Design/Environmental</i>	\$ 200,000				
<i>Construction</i>					
<i>Project Management</i>					
<i>Supplementals</i>					
<i>R/W</i>					
<i>Other</i>					
TOTAL	\$ 200,000				

FUNDING SOURCES	FY 24/25	FY 25/26	FY 26/27	FY 27/28	FY 28/29
<i>Infr Fund (314)</i>	\$ 200,000				
TOTAL	\$ 200,000				

MAINTENANCE COST IMPACT:
Additional annual cost: \$0
Any unanticipated maintenance cost will be included in Public Works Operating Budget.

TOTAL PROJECT COST: \$ 200,000

COMMENTS ON GRANTS / OTHER FUNDS:

PROJECT TYPE: Rehabilitation
CATEGORY: Parks & Beaches

CITY OF HUNTINGTON BEACH
CAPITAL IMPROVEMENT PROJECT INFORMATION (New)

PROJECT TITLE: PCH & 6th St Pedestrian Ramp

FUNDING DEPARTMENT:
Public Works
DEPT. PROJECT MGR:
Eduardo Cerda

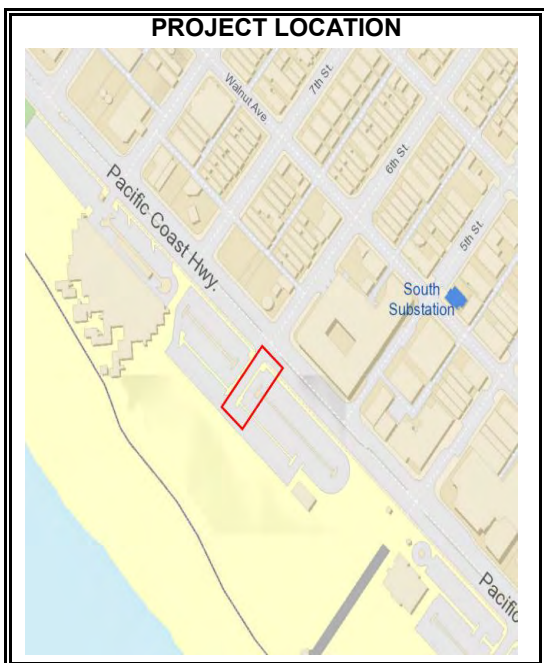
SCHEDULE:
Design Complete: FY 2024/25
Construction Complete: FY 2024/25

PROJECT DESCRIPTION: This project will construct a pedestrian ramp at the beach parking lot north of the pier.

PROJECT NEED: There is currently no straightforward pedestrian access from PCH to the Beach at the 6th St parking lot entrance.

SOURCE DOCUMENT: Staff Recommendation

STRATEGIC PLAN GOAL: Infrastructure Investment



PROJECT COSTS	FY 24/25	FY 25/26	FY 26/27	FY 27/28	FY 28/29
<i>Design/Environmental</i>					
<i>Construction</i>	\$ 65,000				
<i>Project Management</i>					
<i>Supplementals</i>					
<i>R/W</i>					
<i>Other</i>					
TOTAL	\$ 65,000				

FUNDING SOURCES	FY 24/25	FY 25/26	FY 26/27	FY 27/28	FY 28/29
<i>Infr Fund (314)</i>	\$ 65,000				
TOTAL	\$ 65,000				

MAINTENANCE COST IMPACT:
Additional annual cost: \$0
 Any unanticipated maintenance cost will be included in Public Works Operating Budget.

TOTAL PROJECT COST: \$ 65,000

COMMENTS ON GRANTS / OTHER FUNDS:


PROJECT TYPE: Rehabilitation
CATEGORY: Parks & Beaches

CITY OF HUNTINGTON BEACH
CAPITAL IMPROVEMENT PROJECT INFORMATION (New)

PROJECT TITLE: Huntington Harbour Bulkhead Improvements

FUNDING DEPARTMENT: Public Works
DEPT. PROJECT MGR: Jo Claudio

SCHEDULE:
Design Complete: FY 2024/25
Construction Complete: TBD



PROJECT DESCRIPTION: Repair of City-owned bulkheads within the Huntington Harbour. Project will repair cracks, spalling, guardrails, and portions of the concrete cap and wall.

PROJECT NEED: Improvements are needed to maintain structural integrity and prevent further deterioration of bulkhead structures.

SOURCE DOCUMENT: Huntington Harbour Bulkhead Study

STRATEGIC PLAN GOAL: Infrastructure Investment

PROJECT COSTS	FY 24/25	FY 25/26	FY 26/27	FY 27/28	FY 28/29
<i>Design/Environmental</i>	\$ 400,000				
<i>Construction</i>					
<i>Project Management</i>					
<i>Supplementals</i>					
<i>R/W</i>					
<i>Other</i>					
TOTAL	\$ 400,000				

FUNDING SOURCES	FY 24/25	FY 25/26	FY 26/27	FY 27/28	FY 28/29
<i>Infr Fund (314)</i>	\$ 400,000				
TOTAL	\$ 400,000				

MAINTENANCE COST IMPACT:
Additional annual cost: \$0
 Any unanticipated maintenance cost will be included in Public Works Operating Budget.

COMMENTS ON GRANTS / OTHER FUNDS:

TOTAL PROJECT COST: \$ 400,000

PROJECT TYPE: Rehabilitation
CATEGORY: Parks & Beaches

CITY OF HUNTINGTON BEACH
CAPITAL IMPROVEMENT PROJECT INFORMATION (New)

PROJECT TITLE: Bluff Top Pathway Area Lighting

FUNDING DEPARTMENT:
Public Works
DEPT. PROJECT MGR:
William Janusz

SCHEDULE:
Design Complete: FY 2024/25
Construction Complete: FY 2024/25

PROJECT DESCRIPTION: The project would add 3 area lights, similar to those used in the bluff top parking lots along a 800 foot long area along the beach path between the two existing bluff top parking lots (between Goldenwest and Seapoint).
PROJECT NEED: Add new lighting along the paved path between the two existing parking lots.
SOURCE DOCUMENT: Staff Recommendation
STRATEGIC PLAN GOAL: Infrastructure Investment



PROJECT COSTS	FY 24/25	FY 25/26	FY 26/27	FY 27/28	FY 28/29
<i>Design/Environmental</i>	\$ 5,000				
<i>Construction</i>	\$ 58,000				
<i>Project Management</i>	\$ 1,000				
<i>Supplementals</i>					
<i>R/W</i>					
<i>Other</i>					
TOTAL	\$ 64,000				

FUNDING SOURCES	FY 24/25	FY 25/26	FY 26/27	FY 27/28	FY 28/29
<i>Infr Fund (314)</i>	\$ 64,000				
TOTAL	\$ 64,000				

MAINTENANCE COST IMPACT:
Additional annual cost: \$0
 Any unanticipated maintenance cost will be included in Public Works Operating Budget.

TOTAL PROJECT COST: \$ 64,000

COMMENTS ON GRANTS / OTHER FUNDS:

PROJECT TYPE: New
CATEGORY: Parks & Beaches

CITY OF HUNTINGTON BEACH
CAPITAL IMPROVEMENT PROJECT INFORMATION (Continuing Project)

PROJECT TITLE: McFadden Sewer Lift Station, Wet Well

FUNDING DEPARTMENT: Public Works
DEPT. PROJECT MGR: Lili Hernandez

SCHEDULE:
Design Complete: FY 2023/24
Construction Complete: FY 2024/25

PROJECT DESCRIPTION: This project will reconstruct the wet well, forcemain and the gravity sewer, located at South Greer Park.

PROJECT NEED: The existing facilities were constructed in 1972 and are near the end of their functional life. The wet well and the forcemain are in a deteriorated condition and are in need of replacement.

SOURCE DOCUMENT: 2024 Sewer Master Plan

STRATEGIC PLAN GOAL: Infrastructure Investment



PROJECT COSTS	Approved		Requested		
	Prior	FY 24/25	FY 25/26	FY 26/27	FY 27/28
<i>Design/Environmental</i>	\$ 200,000				
<i>Construction</i>	\$ 3,000,000	\$ 1,600,000			
<i>Project Management</i>	\$ 100,000	\$ 300,000			
<i>Supplementals</i>	\$ 100,000	\$ 100,000			
<i>R/W</i>					
<i>Other</i>					
TOTAL	\$ 3,400,000	\$ 2,000,000			

FUNDING SOURCES	Approved		Requested		
	Prior	FY 24/25	FY 25/26	FY 26/27	FY 27/28
<i>Sewer Service Fund (511)</i>	\$ 1,900,000	\$ 2,000,000			
<i>Sewer Development Fee (210)</i>	\$ 1,500,000				
TOTAL	\$ 3,400,000	\$ 2,000,000			

MAINTENANCE COST IMPACT:
Additional annual cost: \$0
 Any unanticipated maintenance cost will be included in Public Works Operating Budget.

TOTAL PROJECT COST: \$ 5,400,000

COMMENTS ON GRANTS / OTHER FUNDS:

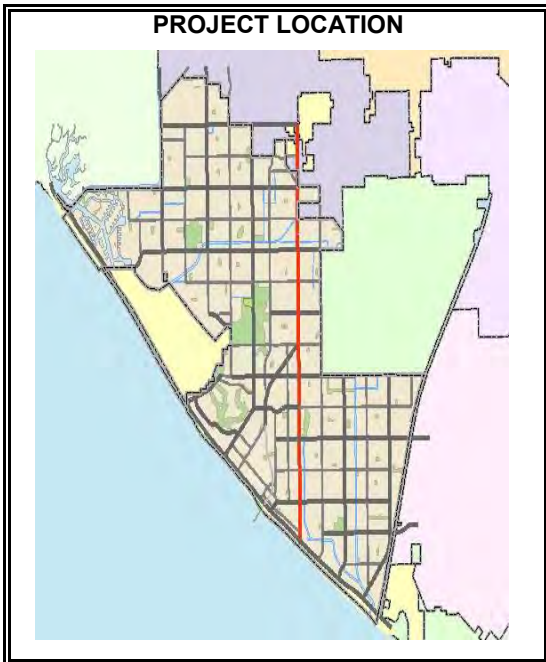
PROJECT TYPE: Rehabilitation
CATEGORY: Sewer

CITY OF HUNTINGTON BEACH
CAPITAL IMPROVEMENT PROJECT INFORMATION (Continuing Project)

PROJECT TITLE: ADA Improvement Program

FUNDING DEPARTMENT: Public Works
DEPT. PROJECT MGR: TBD

SCHEDULE:
Design Complete: FY 2024/25
Construction Complete: FY 2028/29



PROJECT DESCRIPTION: Bring into ADA compliance select areas at City facilities, parks and public right-of-way.

PROJECT NEED: As mandated by the ADA and the State of California Access Codes, this project will remove physical barriers limiting accessibility to and from City buildings, parks, facilities, and within the City right-of-way.

SOURCE DOCUMENT: ADA Transition Plan

STRATEGIC PLAN GOAL: Infrastructure Investment

PROJECT COSTS	<i>Approved</i>		<i>Requested</i>		
	Prior	FY 24/25	FY 25/26	FY 26/27	FY 27/28
<i>Design/Environmental</i>					
<i>Construction</i>	\$ 250,000	\$ 250,000	\$ 250,000	\$ 250,000	\$ 250,000
<i>Project Management</i>					
<i>Supplementals</i>					
<i>R/W</i>					
<i>Other</i>					
TOTAL	\$ 250,000	\$ 250,000	\$ 250,000	\$ 250,000	\$ 250,000

FUNDING SOURCES	Prior	FY 24/25	FY 25/26	FY 26/27	FY 27/28
<i>Infr Fund (314)</i>	\$ 250,000	\$ 250,000	\$ 250,000	\$ 250,000	\$ 250,000
TOTAL	\$ 250,000	\$ 250,000	\$ 250,000	\$ 250,000	\$ 250,000

MAINTENANCE COST IMPACT:
Additional annual cost: \$0
 Any unanticipated maintenance cost will be included in Public Works Operating Budget.

COMMENTS ON GRANTS / OTHER FUNDS:

TOTAL PROJECT COST: \$ 1,250,000

PROJECT TYPE: Rehabilitation
CATEGORY: Streets & Transportation

CITY OF HUNTINGTON BEACH
CAPITAL IMPROVEMENT PROJECT INFORMATION (New)

PROJECT TITLE: Fiber Optic Master Plan

PROJECT DESCRIPTION: IS will refine a multi-year detailed scope to connect City facilities and main business/event hubs with fiber optic cable.

FUNDING DEPARTMENT:
 Information Services
DEPT. PROJECT MGR:
 John Dankha

PROJECT NEED: Conduct and adopt Fiber Master Plan to allow the City to plan future projects.

SOURCE DOCUMENT: 2023-2027 Strategic Plan

STRATEGIC PLAN GOAL: Infrastructure Investment

SCHEDULE:
Design Complete: FY 2024/25
Construction Complete: NA

PROJECT COSTS	FY 24/25	FY 25/26	FY 26/27	FY 27/28	FY 28/29
<i>Design/Environmental</i>	\$ 100,000				
<i>Construction</i>					
<i>Project Management</i>					
<i>Supplementals</i>					
<i>R/W</i>					
<i>Other</i>					
TOTAL	\$ 100,000				



FUNDING SOURCES	FY 24/25	FY 25/26	FY 26/27	FY 27/28	FY 28/29
<i>Infr Fund (314)</i>	\$ 100,000				
TOTAL	\$ 100,000				

MAINTENANCE COST IMPACT:
Additional annual cost: \$0
 Any unanticipated maintenance cost will be included in Operating Budget.

TOTAL PROJECT COST: \$ 100,000

COMMENTS ON GRANTS / OTHER FUNDS:

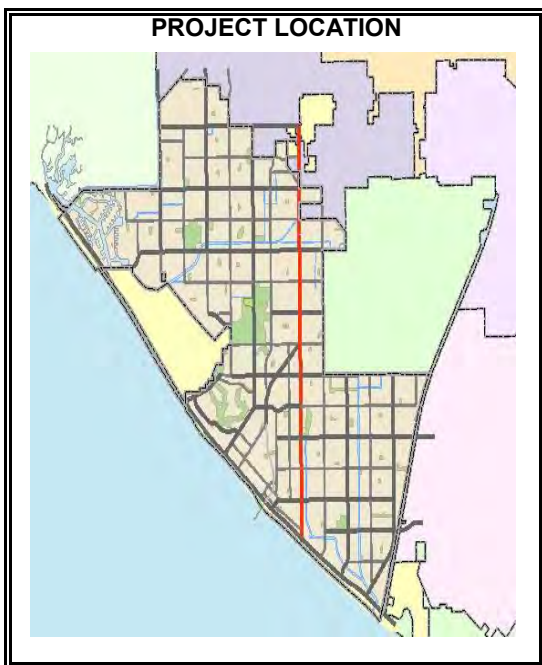
PROJECT TYPE: New
CATEGORY: Streets & Transportation

CITY OF HUNTINGTON BEACH
CAPITAL IMPROVEMENT PROJECT INFORMATION (New)

PROJECT TITLE: Citywide Mobility and Corridor Improvements

FUNDING DEPARTMENT: Public Works
DEPT. PROJECT MGR: William Janusz

SCHEDULE:
Design Complete: FY 2024/25
Construction Complete: FY 2024/25



PROJECT DESCRIPTION: Design and construction of various bikeway and aesthetic infrastructure on key routes where enhanced bicycle and pedestrian facilities can be implemented with minimal roadway restructuring.

PROJECT NEED: Project goals support overall desire to improve pedestrian and bicycle safety while promoting alternative modes of transportation.

SOURCE DOCUMENT: N/A

STRATEGIC PLAN GOAL: Infrastructure Investment

PROJECT COSTS	FY 24/25	FY 25/26	FY 26/27	FY 27/28	FY 28/29
<i>Design/Environmental</i>	\$ 20,000	\$ 20,000	\$ 20,000	\$ 20,000	\$ 20,000
<i>Construction</i>	\$ 120,000	\$ 120,000	\$ 120,000	\$ 120,000	\$ 120,000
<i>Project Management</i>	\$ 10,000	\$ 10,000	\$ 10,000	\$ 10,000	\$ 10,000
<i>Supplementals</i>	\$ 5,000	\$ 5,000	\$ 5,000	\$ 5,000	\$ 5,000
<i>R/W</i>					
<i>Other</i>					
TOTAL	\$ 155,000	\$ 155,000	\$ 155,000	\$ 155,000	\$ 155,000

FUNDING SOURCES	FY 24/25	FY 25/26	FY 26/27	FY 27/28	FY 28/29
<i>Traffic Impact Fee (206)</i>	\$ 155,000	\$ 155,000	\$ 155,000	\$ 155,000	\$ 155,000
TOTAL	\$ 155,000	\$ 155,000	\$ 155,000	\$ 155,000	\$ 155,000

MAINTENANCE COST IMPACT:
Additional annual cost: \$0
 Any unanticipated maintenance cost will be included in Public Works Operating Budget.

COMMENTS ON GRANTS / OTHER FUNDS:

TOTAL PROJECT COST: \$ 775,000

PROJECT TYPE: New & Rehabilitation
CATEGORY: Streets & Transportation

**CITY OF HUNTINGTON BEACH
CAPITAL IMPROVEMENT PROJECT INFORMATION (New)**

PROJECT TITLE: Downtown Street Lighting

FUNDING DEPARTMENT:
Public Works
DEPT. PROJECT MGR:
William Janusz

SCHEDULE:
Design Complete: FY 2024/25
Construction Complete: FY 2028/29



PROJECT DESCRIPTION: This project will replace high voltage street light circuits in the downtown area. This multiyear undertaking will address a circuit each year. The FY 24/25 design and materials purchase is along Main Street from 14th Street to Pecan Avenue.

PROJECT NEED: The current circuits are severely deteriorated and operate at a very high voltage which is not fully supported by Southern California Edison.

SOURCE DOCUMENT: N/A

STRATEGIC PLAN GOAL: Infrastructure Investment

PROJECT COSTS	FY 24/25	FY 25/26	FY 26/27	FY 27/28	FY 28/29
<i>Design/Environmental</i>	\$ 200,000	\$ 60,000	\$ 60,000	\$ 60,000	\$ 40,000
<i>Construction</i>		\$ 3,400,000	\$ 2,400,000	\$ 2,400,000	\$ 600,000
<i>Project Management</i>		\$ 50,000	\$ 50,000	\$ 50,000	\$ 50,000
<i>Supplementals</i>	\$ 200,000	\$ 40,000	\$ 40,000	\$ 40,000	\$ 40,000
<i>R/W</i>			\$ 40,000		
<i>Other</i>			\$ 40,000		
TOTAL	\$ 400,000	\$ 3,550,000	\$ 2,590,000	\$ 2,550,000	\$ 730,000

FUNDING SOURCES	FY 24/25	FY 25/26	FY 26/27	FY 27/28	FY 28/29
<i>Infr Fund (314)</i>	\$ 400,000	\$ 3,550,000	\$ 1,590,000	\$ 1,550,000	\$ 730,000
TOTAL	\$ 400,000	\$ 3,550,000	\$ 1,590,000	\$ 1,550,000	\$ 730,000

MAINTENANCE COST IMPACT:
Additional annual cost: \$0
Any unanticipated maintenance cost will be included in Public Works Operating Budget.

COMMENTS ON GRANTS / OTHER FUNDS:

TOTAL PROJECT COST: \$ 7,820,000

PROJECT TYPE: New & Rehabilitation
CATEGORY: Streets & Transportation

CITY OF HUNTINGTON BEACH
CAPITAL IMPROVEMENT PROJECT INFORMATION (New)

PROJECT TITLE: Arterial Rehabilitation Program

FUNDING DEPARTMENT: Public Works
DEPT. PROJECT MGR: Joseph Fuentes

SCHEDULE:
Design Complete: FY 2023/24
Construction Complete: FY 2028/29

PROJECT DESCRIPTION: Streets planned for overlay include Bolsa (Bolsa Chica St. to Edwards) and 17th Street (Main to Palm), as budget allows.

PROJECT NEED: Required to meet the goals for the Pavement Management Plan

SOURCE DOCUMENT: 2022 Pavement Management Plan

STRATEGIC PLAN GOAL: Infrastructure Investment

PROJECT LOCATION



PROJECT COSTS	FY 24/25	FY 25/26	FY 26/27	FY 27/28	FY 28/29
<i>Design/Environmental</i>					
<i>Construction</i>	\$ 5,760,000	\$ 5,760,000	\$ 5,760,000	\$ 5,760,000	\$ 5,760,000
<i>Project Management</i>	\$ 120,000	\$ 120,000	\$ 120,000	\$ 120,000	\$ 120,000
<i>Supplementals</i>	\$ 120,000	\$ 120,000	\$ 120,000	\$ 120,000	\$ 120,000
<i>R/W</i>					
<i>Other</i>					
TOTAL	\$ 6,000,000	\$ 6,000,000	\$ 6,000,000	\$ 6,000,000	\$ 6,000,000

FUNDING SOURCES	FY 24/25	FY 25/26	FY 26/27	FY 27/28	FY 28/29
<i>Measure M (213)</i>	\$ 600,000	\$ 600,000	\$ 600,000	\$ 600,000	\$ 600,000
<i>RMRA (1247)</i>	\$ 5,400,000	\$ 5,400,000	\$ 5,400,000	\$ 5,400,000	\$ 5,400,000
TOTAL	\$ 6,000,000	\$ 6,000,000	\$ 6,000,000	\$ 6,000,000	\$ 6,000,000

MAINTENANCE COST IMPACT:
Additional annual cost: \$0
 Any unanticipated maintenance cost will be included in Public Works Operating Budget.

TOTAL PROJECT COST: \$ 30,000,000

COMMENTS ON GRANTS / OTHER FUNDS:

PROJECT TYPE: Rehabilitation
CATEGORY: Streets & Transportation

CITY OF HUNTINGTON BEACH
CAPITAL IMPROVEMENT PROJECT INFORMATION (New)

PROJECT TITLE: BPMP (Federal)

FUNDING DEPARTMENT:
Public Works
DEPT. PROJECT MGR:
Joseph Fuentes

SCHEDULE:
Design Complete: FY 2025/26
Construction Complete: FY 2026/27

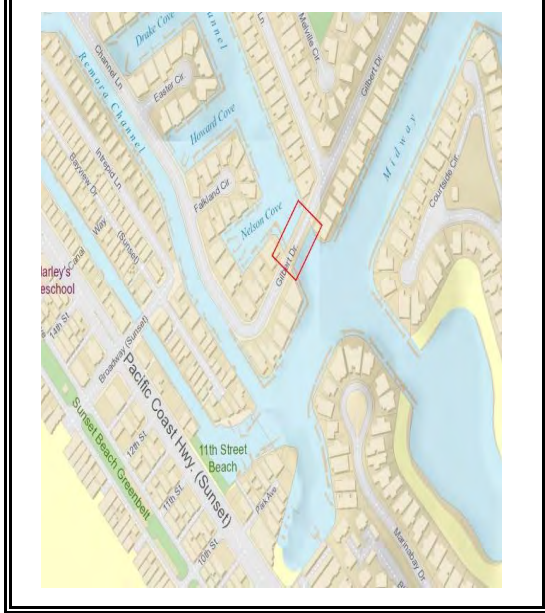
PROJECT DESCRIPTION: Program will correct minor structural defects, repair deficiencies and extend the service life of the Gilbert Dr. bridge.

PROJECT NEED: The Gilbert Dr. bridge is in need of preventive maintenance and is eligible to receive federal grant funding.

SOURCE DOCUMENT: 2007 Highway Bridge Preventive Maintenance Plan and Consultant Estimates

STRATEGIC PLAN GOAL: Infrastructure Investment

PROJECT LOCATION



PROJECT COSTS	FY 24/25	FY 25/26	FY 26/27	FY 27/28	FY 28/29
<i>Design/Environmental</i>	\$ 424,300				
<i>Construction</i>			\$ 2,377,300		
<i>Project Management</i>					
<i>Supplementals</i>					
<i>R/W</i>					
<i>Other</i>					
TOTAL	\$ 424,300		\$ 2,377,300		

FUNDING SOURCES	FY 24/25	FY 25/26	FY 26/27	FY 27/28	FY 28/29
<i>BPMP (1293)</i>	\$ 424,300		\$ 2,377,300		
TOTAL	\$ 424,300		\$ 2,377,300		

MAINTENANCE COST IMPACT:
Additional annual cost: \$0
 Any unanticipated maintenance cost will be included in Public Works Operating Budget.

TOTAL PROJECT COST: \$ 2,801,600

COMMENTS ON GRANTS / OTHER FUNDS:

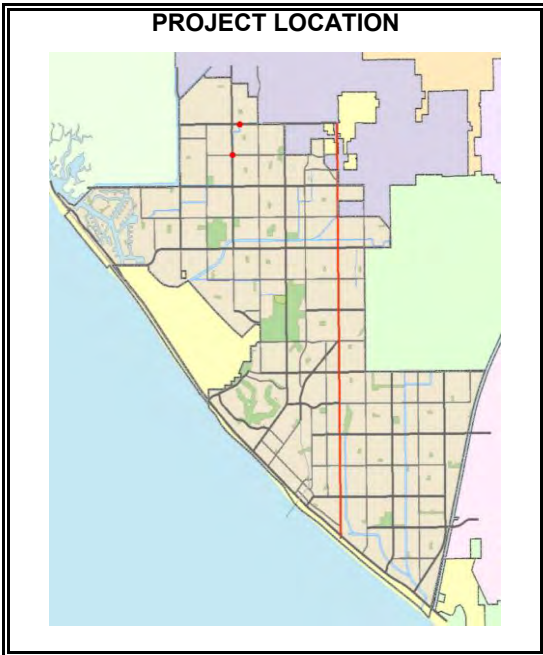
PROJECT TYPE: Rehabilitation
CATEGORY: Streets & Transportation

CITY OF HUNTINGTON BEACH
CAPITAL IMPROVEMENT PROJECT INFORMATION (New)

PROJECT TITLE: Bridge Preventive Maintenance Program

FUNDING DEPARTMENT: Public Works
DEPT. PROJECT MGR: Eduardo Cerda

SCHEDULE:
Design Complete: FY 2024/25
Construction Complete: FY 2028/29



PROJECT DESCRIPTION: Program will correct minor structural defects, repair deficiencies, and extend the service life of existing bridges.

PROJECT NEED: The City has 35 bridges that are in need of preventive maintenance due to their age, weathering and vehicular use.

SOURCE DOCUMENT: 2007 Highway Bridge Preventive Maintenance Plan and Consultant Estimates

STRATEGIC PLAN GOAL: Infrastructure Investment

PROJECT COSTS	FY 24/25	FY 25/26	FY 26/27	FY 27/28	FY 28/29
<i>Design/Environmental</i>	\$ 150,000	\$ 150,000	\$ 150,000	\$ 150,000	\$ 150,000
<i>Construction</i>	\$ 500,000	\$ 500,000	\$ 500,000	\$ 500,000	\$ 500,000
<i>Project Management</i>					
<i>Supplementals</i>	\$ 5,000	\$ 5,000	\$ 5,000	\$ 5,000	\$ 5,000
<i>R/W</i>					
<i>Other</i>					
TOTAL	\$ 655,000	\$ 655,000	\$ 655,000	\$ 655,000	\$ 655,000

FUNDING SOURCES	FY 24/25	FY 25/26	FY 26/27	FY 27/28	FY 28/29
<i>Measure M (213)</i>	\$ 655,000	\$ 655,000	\$ 655,000	\$ 655,000	\$ 655,000
TOTAL	\$ 655,000	\$ 655,000	\$ 655,000	\$ 655,000	\$ 655,000

MAINTENANCE COST IMPACT:
Additional annual cost: \$0
 Any unanticipated maintenance cost will be included in Public Works Operating Budget.

COMMENTS ON GRANTS / OTHER FUNDS:

TOTAL PROJECT COST: \$ 3,275,000

PROJECT TYPE: Rehabilitation
CATEGORY: Streets & Transportation

CITY OF HUNTINGTON BEACH
CAPITAL IMPROVEMENT PROJECT INFORMATION (Continuing Project)

PROJECT TITLE: Main Street Specific Plan Implementation

FUNDING DEPARTMENT: Public Works
DEPT. PROJECT MGR: Joseph Fuentes

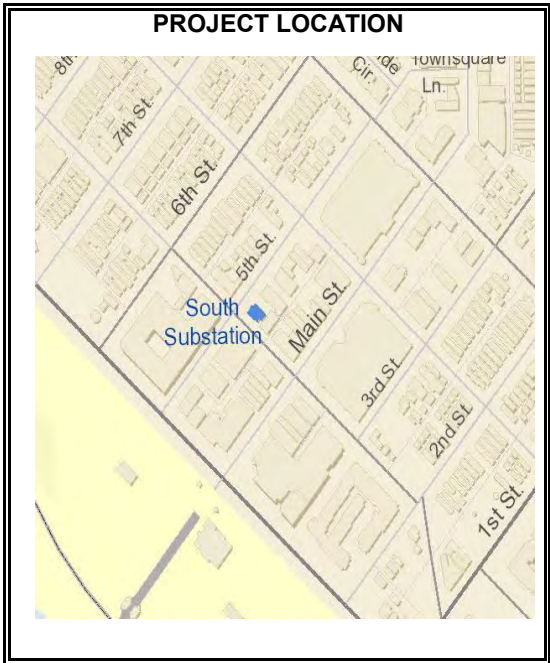
SCHEDULE:
Design Complete: FY 2024/25
Construction Complete: FY 2025/26

PROJECT DESCRIPTION: Conceptual design and phasing plan for the entire Downtown Specific Plan and final design for 2nd block of Main Street.

PROJECT NEED: This project will enhance connectivity, revitalize businesses, and provide for increased activities for downtown visitors.

SOURCE DOCUMENT: N/A

STRATEGIC PLAN GOAL: Infrastructure Investment



PROJECT COSTS	Approved		Requested		
	Prior	FY 24/25	FY 25/26	FY 26/27	FY 27/28
<i>Design/Environmental</i>	\$ 250,000				
<i>Construction</i>					
<i>Project Management</i>					
<i>Supplementals</i>					
<i>R/W</i>					
<i>Other</i>					
TOTAL	\$ 250,000				

FUNDING SOURCES	Prior	FY 24/25	FY 25/26	FY 26/27	FY 27/28
<i>Infr Fund (314)</i>	\$ 250,000				
TOTAL	\$ 250,000				

MAINTENANCE COST IMPACT:
Additional annual cost: \$0
 Any unanticipated maintenance cost will be included in Public Works Operating Budget.

TOTAL PROJECT COST: \$ 250,000

COMMENTS ON GRANTS / OTHER FUNDS:

PROJECT TYPE: New & Rehabilitation
CATEGORY: Streets

CITY OF HUNTINGTON BEACH
CAPITAL IMPROVEMENT PROJECT INFORMATION (New)

PROJECT TITLE: Annual Water Main Replacement Project

FUNDING DEPARTMENT: Public Works
DEPT. PROJECT MGR: Lili Hernandez

SCHEDULE:
Design Complete: FY 2024/25
Construction Complete: FY 2024/25

PROJECT DESCRIPTION: Replace water mains in areas with insufficient water main size, or in areas where pipelines are at the end of their functional lifetime. The specific location of the pipelines will be determined based on pipeline age and break history.

PROJECT NEED: The majority of the City's potable water pipelines are asbestos cement pipe which is subject to both internal and external corrosion. The replacement of these pipelines is warranted to provide a reliable potable water infrastructure.

SOURCE DOCUMENT: City of Huntington Beach 2023 Water Master Plan

STRATEGIC PLAN GOAL: Infrastructure Investment



PROJECT COSTS	FY 24/25	FY 25/26	FY 26/27	FY 27/28	FY 28/29
<i>Design/Environmental</i>	\$ 150,000				
<i>Construction</i>		\$ 1,650,000			
<i>Project Management</i>		\$ 150,000			
<i>Supplementals</i>		\$ 50,000			
<i>R/W</i>					
<i>Other</i>					
TOTAL	\$ 150,000	\$ 1,850,000			

FUNDING SOURCES	FY 24/25	FY 25/26	FY 26/27	FY 27/28	FY 28/29
<i>Water Master Plan (507)</i>	\$ 150,000	\$ 1,850,000			
TOTAL	\$ 150,000	\$ 1,850,000			

MAINTENANCE COST IMPACT:
Additional annual cost: \$0
 Any unanticipated maintenance cost will be included in Public Works Operating Budget.

TOTAL PROJECT COST: \$ 2,000,000

COMMENTS ON GRANTS / OTHER FUNDS:

PROJECT TYPE: Rehabilitation
CATEGORY: Water

CITY OF HUNTINGTON BEACH
CAPITAL IMPROVEMENT PROJECT INFORMATION (New)

PROJECT TITLE: Peck Reservoir Roof Replacement

FUNDING DEPARTMENT:
Public Works
DEPT. PROJECT MGR:
Lili Hernandez

SCHEDULE:
Design Complete: FY 2024/25
Construction Complete: FY 2025/26



PROJECT DESCRIPTION: Peck Reservoir Roof Replacement Project will provide an evaluation of the corroded structural members of the roof structure, and provide a design to either rehabilitate or replace the roof. The design will be in 2024/25 and the construction in 2025/26.

PROJECT NEED: An internal SCUBA inspection of the Peck Reservoir revealed corrosion above the high water line on steel columns and struts. This project will do a drained inspection and design in 2024/25 with construction in 2025/26.

SOURCE DOCUMENT: SCUBA Reservoir Inspection Report from Municipal Diving

STRATEGIC PLAN GOAL: Infrastructure Investment

PROJECT COSTS	FY 24/25	FY 25/26	FY 26/27	FY 27/28	FY 28/29
<i>Design/Environmental</i>	\$ 500,000				
<i>Construction</i>		\$ 1,500,000			
<i>Project Management</i>					
<i>Supplementals</i>					
<i>R/W</i>					
<i>Other</i>					
TOTAL	\$ 500,000	\$ 1,500,000			

FUNDING SOURCES	FY 24/25	FY 25/26	FY 26/27	FY 27/28	FY 28/29
<i>Water Master Plan (507)</i>	\$ 500,000	\$ 1,500,000			
TOTAL	\$ 500,000	\$ 1,500,000			

MAINTENANCE COST IMPACT:
Additional annual cost: \$0
 Any unanticipated maintenance cost will be included in Public Works Operating Budget.

COMMENTS ON GRANTS / OTHER FUNDS:

TOTAL PROJECT COST: \$ 2,000,000

PROJECT TYPE: Rehabilitation
CATEGORY: Water

CITY OF HUNTINGTON BEACH
CAPITAL IMPROVEMENT PROJECT INFORMATION (Continuing Project)

PROJECT TITLE: Water Treatment for Well 3A

FUNDING DEPARTMENT:
Public Works
DEPT. PROJECT MGR:
Lili Hernandez

SCHEDULE:
Design Complete: FY 2024/25
Construction Complete: FY 2024/25

PROJECT DESCRIPTION: This project will retrofit Well 3A with a water treatment system to address the high levels of Manganese present in this well. The project will also add de-sanders to the well.

PROJECT NEED: Manganese has been detected at Well 3A above the Maximum Contaminant Level (MCL). This well has been taken out of service. The water treatment system will remove the Manganese from the effluent of Well 3A.

SOURCE DOCUMENT: City of Huntington Beach 2023 Water Master Plan

STRATEGIC PLAN GOAL: Infrastructure Investment



PROJECT COSTS	Approved		Requested		
	Prior	FY 24/25	FY 25/26	FY 26/27	FY 27/28
<i>Design/Environmental</i>	\$ 400,000	\$ 200,000			
<i>Construction</i>		\$ 2,000,000			
<i>Project Management</i>					
<i>Supplementals</i>					
<i>R/W</i>					
<i>Other</i>					
TOTAL	\$ 400,000	\$ 2,200,000			

FUNDING SOURCES	Prior	FY 24/25	FY 25/26	FY 26/27	FY 27/28
<i>Water Master Plan (507)</i>	\$ 400,000	\$ 2,200,000			
TOTAL	\$ 400,000	\$ 2,200,000			

MAINTENANCE COST IMPACT:
Additional annual cost: \$0
 Any unanticipated maintenance cost will be included in Public Works Operating Budget.

TOTAL PROJECT COST: \$ 2,600,000

COMMENTS ON GRANTS / OTHER FUNDS:

PROJECT TYPE: Rehabilitation
CATEGORY: Water

CITY OF HUNTINGTON BEACH
CAPITAL IMPROVEMENT PROJECT INFORMATION (Continuing Project)

PROJECT TITLE: Well 4 Rehabilitation

FUNDING DEPARTMENT: Public Works
DEPT. PROJECT MGR: Lili Hernandez

SCHEDULE:
Design Complete: FY 2024/25
Construction Complete: FY 2024/25

PROJECT DESCRIPTION: The Water Utility is having the Well 4 casing rehabilitated. This project will rehabilitate the above ground facilities including the installation of a new pump, electric motor and variable frequency drive. The well house will be improved to protect electrical equipment from the elements.

PROJECT NEED: The completion of this project will restore an additional 1000 gallons per minute capacity to the City's well field. Well water is approximately half the cost of imported water. This project will pay for itself in cost savings in 2.5 years.

SOURCE DOCUMENT: City of Huntington Beach 2023 Water Master Plan

STRATEGIC PLAN GOAL: Infrastructure Investment



PROJECT COSTS	Approved	Requested			
	Prior	FY 24/25	FY 25/26	FY 26/27	FY 27/28
<i>Design/Environmental</i>	\$ 400,000				
<i>Construction</i>		\$ 1,350,000			
<i>Project Management</i>		\$ 100,000			
<i>Supplementals</i>		\$ 50,000			
<i>R/W</i>					
<i>Other</i>					
TOTAL	\$ 400,000	\$ 1,500,000			

FUNDING SOURCES	Prior	FY 24/25	FY 25/26	FY 26/27	FY 27/28
<i>Water Fund (506)</i>	\$ 400,000				
<i>Water Master Plan (507)</i>		\$ 1,500,000			
TOTAL	\$ 400,000	\$ 1,500,000			

MAINTENANCE COST IMPACT:
Additional annual cost: \$0
 Any unanticipated maintenance cost will be included in Public Works Operating Budget.

TOTAL PROJECT COST: \$ 1,900,000

COMMENTS ON GRANTS / OTHER FUNDS:

PROJECT TYPE: Rehabilitation
CATEGORY: Water

**CITY OF HUNTINGTON BEACH
CAPITAL IMPROVEMENT PROJECT INFORMATION (New)**

PROJECT TITLE: Well 14 Drilling and Casing Project

FUNDING DEPARTMENT:
Public Works
DEPT. PROJECT MGR:
Lili Hernandez

SCHEDULE:
Design Complete: FY24/25
Construction Complete: FY 26/27

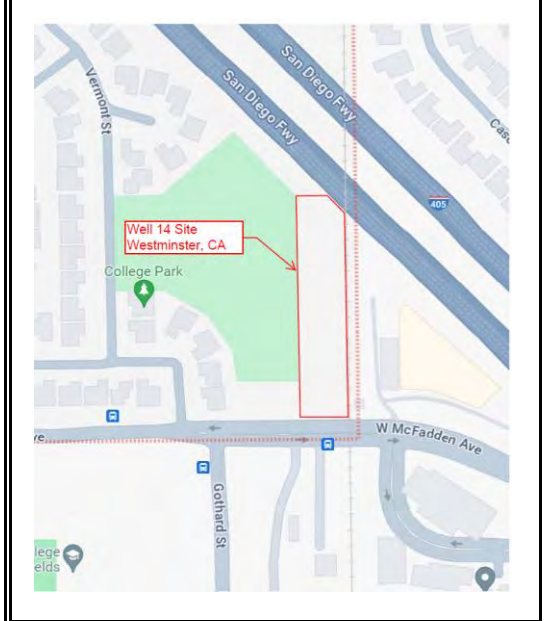
PROJECT DESCRIPTION: The Well 14 Drilling Project will provide all underground work for Well 14, including the well drilling, zone aquifer testing, and the casing installation.

PROJECT NEED: The capacity of the City's Well Field is barely adequate to meet the basin pumping percentage (BPP) of 85%. The cost to produce well water is half the cost of imported water, so it is financially imperative to meet the BPP.

SOURCE DOCUMENT: City of Huntington Beach 2023 Water Master Plan

STRATEGIC PLAN GOAL: Infrastructure Investment

PROJECT LOCATION



PROJECT COSTS	FY 24/25	FY 25/26	FY 26/27	FY 27/28	FY 28/29
<i>Design/Environmental</i>	\$ 250,000				
<i>Construction</i>		\$ 1,500,000			
<i>Project Management</i>		\$ 150,000			
<i>Supplementals</i>					
<i>R/W</i>					
<i>Other</i>					
TOTAL	\$ 250,000	\$ 1,650,000			

FUNDING SOURCES	FY 24/25	FY 25/26	FY 26/27	FY 27/28	FY 28/29
<i>Water Master Plan (507)</i>	\$ 250,000	\$ 1,650,000			
TOTAL	\$ 250,000	\$ 1,650,000			

MAINTENANCE COST IMPACT:
Additional annual cost: \$0
Any unanticipated maintenance cost will be included in Public Works Operating Budget.

TOTAL PROJECT COST: \$ 1,900,000

COMMENTS ON GRANTS / OTHER FUNDS:

PROJECT TYPE: New
CATEGORY: Water

**CITY OF HUNTINGTON BEACH
CAPITAL IMPROVEMENT PROJECT INFORMATION (New)**

PROJECT TITLE: Well 14 Storm Drain Project

FUNDING DEPARTMENT:
Public Works
DEPT. PROJECT MGR:
Lili Hernandez

SCHEDULE:
Design Complete: 2018
Construction Complete: FY 2026/27

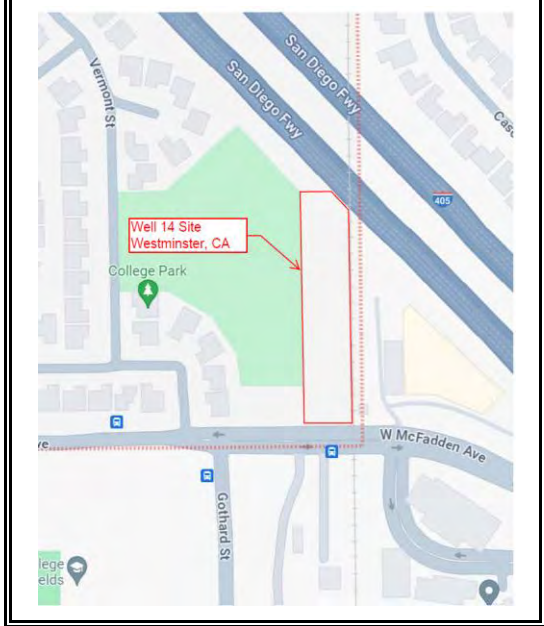
PROJECT DESCRIPTION: This project will construct a storm drain for the proposed Well 14 located in the City of Westminster. The project will construct 1800 linear feet of 24-inch concrete pipeline.

PROJECT NEED: The proposed potable water well needs a storm drain to prevent “pump-to-waste well water” from flooding McFadden Avenue. The well “pumps to waste” on an intermittent basis during the well start up process.

SOURCE DOCUMENT: City of Huntington Beach 2023 Water Master Plan

STRATEGIC PLAN GOAL: Infrastructure Investment

PROJECT LOCATION



PROJECT COSTS	FY 24/25	FY 25/26	FY 26/27	FY 27/28	FY 28/29
<i>Design/Environmental</i>	\$ 50,000				
<i>Construction</i>		\$ 1,121,000			
<i>Project Management</i>		\$ 100,000			
<i>Supplementals</i>		\$ 50,000			
<i>R/W</i>					
<i>Other</i>					
TOTAL	\$ 50,000	\$ 1,271,000			

FUNDING SOURCES	FY 24/25	FY 25/26	FY 26/27	FY 27/28	FY 28/29
<i>Water Master Plan (507)</i>	\$ 50,000	\$ 1,271,000			
TOTAL	\$ 50,000	\$ 1,271,000			

MAINTENANCE COST IMPACT:
Additional annual cost: \$0
Any unanticipated maintenance cost will be included in Public Works Operating Budget.

TOTAL PROJECT COST: \$ 1,321,000

COMMENTS ON GRANTS / OTHER FUNDS:
This project is funded by the Water Master Plan Fund. This project is necessary solely due to proposed Well 14 project.

PROJECT TYPE: New
CATEGORY: Water

CITY OF HUNTINGTON BEACH
CAPITAL IMPROVEMENT PROJECT INFORMATION (New)

PROJECT TITLE: Well 14 Well House Project

FUNDING DEPARTMENT:
Public Works
DEPT. PROJECT MGR:
Lili Hernandez

SCHEDULE:
Design Complete: FY 2024/25
Construction Complete: FY 2025/26

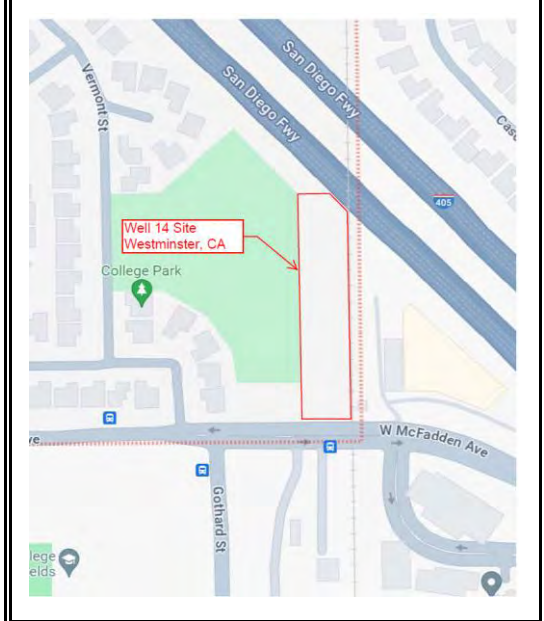
PROJECT DESCRIPTION: The Well 14 Well House Project will provide the well house, the dual drive pump, chlorination and fluoridation equipment, and underground pipe to connect the well to the water distribution system.

PROJECT NEED: The capacity of the City's Well Field is barely adequate to meet the basin pumping percentage (BPP) of 85%. The cost to produce well water is half the cost of imported water, so it is financially imperative to meet the BPP.

SOURCE DOCUMENT: City of Huntington Beach 2023 Water Master Plan

STRATEGIC PLAN GOAL: Infrastructure Investment

PROJECT LOCATION



PROJECT COSTS	FY 24/25	FY 25/26	FY 26/27	FY 27/28	FY 28/29
<i>Design/Environmental</i>	\$ 500,000				
<i>Construction</i>		\$ 3,500,000			
<i>Project Management</i>					
<i>Supplementals</i>					
<i>R/W</i>					
<i>Other</i>					
TOTAL	\$ 500,000	\$ 3,500,000			

FUNDING SOURCES	FY 24/25	FY 25/26	FY 26/27	FY 27/28	FY 28/29
<i>Water Master Plan (507)</i>	\$ 500,000	\$ 3,500,000			
TOTAL	\$ 500,000	\$ 3,500,000			

MAINTENANCE COST IMPACT:
Additional annual cost: \$0
 Any unanticipated maintenance cost will be included in Public Works Operating Budget.

TOTAL PROJECT COST: \$ 4,000,000

COMMENTS ON GRANTS / OTHER FUNDS:

PROJECT TYPE: New
CATEGORY: Water

CITY OF HUNTINGTON BEACH
CAPITAL IMPROVEMENT PROJECT INFORMATION (Continuing Project)

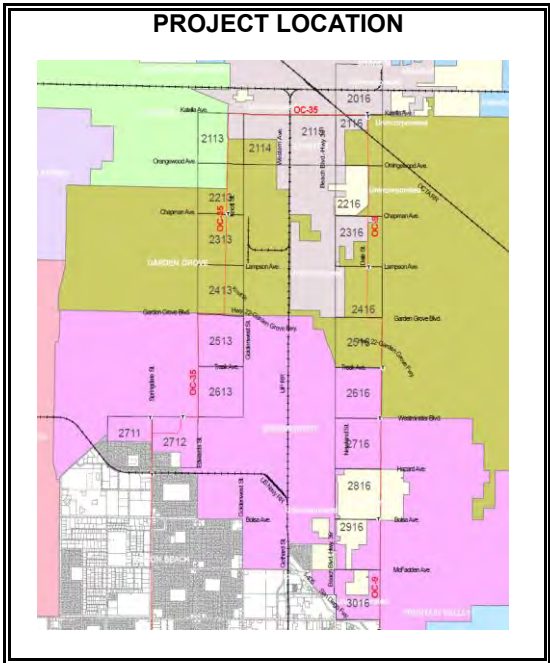
PROJECT TITLE: WOCWB OC9 CP Retrofit

PROJECT DESCRIPTION: This project will provide internal joint bonding on the OC9 pipeline. The cathodic protection (CP) infrastructure will also include three impressed current rectifiers and CP test stations.

FUNDING DEPARTMENT:
Public Works
DEPT. PROJECT MGR:
Lili Hernandez

PROJECT NEED: WOCWB OC9 pipeline was installed in 1956. Studies have shown that the CML coating is no longer effective at passivating corrosion on this pipeline. Cathodic Protection (CP) will provide corrosion protection for this critical pipeline.
SOURCE DOCUMENT: WOCWB project approval by the WOCWB member agencies
STRATEGIC PLAN GOAL: Infrastructure Investment

SCHEDULE:
Design Complete: FY 2024/25
Construction Complete: FY 2025/26



PROJECT COSTS	Approved		Requested		
	Prior	FY 24/25	FY 25/26	FY 26/27	FY 27/28
<i>Design/Environmental</i>	\$ 300,000				
<i>Construction</i>		\$ 3,500,000			
<i>Project Management</i>		\$ 100,000			
<i>Supplementals</i>		\$ 100,000			
<i>R/W</i>					
<i>Other</i>					
TOTAL	\$ 300,000	\$ 3,700,000			

FUNDING SOURCES	Prior	FY 24/25	FY 25/26	FY 26/27	FY 27/28
<i>WOCWB (508)</i>	\$ 300,000	\$ 3,700,000			
TOTAL	\$ 300,000	\$ 3,700,000			

MAINTENANCE COST IMPACT:
Additional annual cost: \$0
 Any unanticipated maintenance cost will be included in Public Works Operating Budget.

TOTAL PROJECT COST: \$ 4,000,000

COMMENTS ON GRANTS / OTHER FUNDS:
 The City of Huntington Beach pays 56.1% of WOCWB projects. Funds in this CIP show the WOCWB budget amount.

PROJECT TYPE: Rehabilitation
CATEGORY: Water

CITY OF HUNTINGTON BEACH
CAPITAL IMPROVEMENT PROJECT INFORMATION (New)

PROJECT TITLE: OC35 Seal Beach Vault Relocation

FUNDING DEPARTMENT: Public Works
DEPT. PROJECT MGR: Lili Hernandez

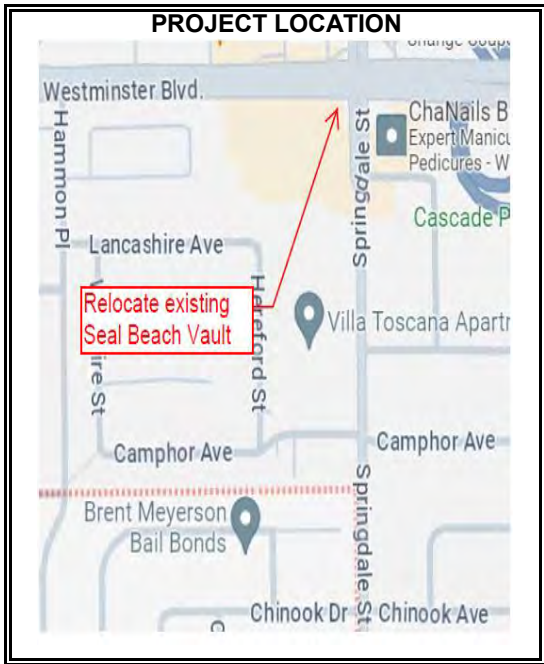
SCHEDULE:
Design Complete: FY 2024/25
Construction Complete: FY 2024/25

PROJECT DESCRIPTION: Relocate the Seal Beach Vault to the northeast corner of Mahogany and Springdale, and install a blow off on the north side of the vault.

PROJECT NEED: Seal Beach has been experiencing water quality problems on the downstream side of the Seal Beach Vault. This project will install facilities that will facilitate flushing and disinfection North of the Seal Beach Vault.

SOURCE DOCUMENT: WOCWB project approval by the WOCWB member agencies

STRATEGIC PLAN GOAL: Infrastructure Investment



PROJECT COSTS	FY 24/25	FY 25/26	FY 26/27	FY 27/28	FY 28/29
<i>Design/Environmental</i>	\$ 50,000				
<i>Construction</i>		\$ 350,000			
<i>Project Management</i>					
<i>Supplementals</i>					
<i>R/W</i>					
<i>Other</i>					
TOTAL	\$ 50,000	\$ 350,000			

FUNDING SOURCES	FY 24/25	FY 25/26	FY 26/27	FY 27/28	FY 28/29
<i>WOCWB (508)</i>	\$ 50,000	\$ 350,000			
TOTAL	\$ 50,000	\$ 350,000			

MAINTENANCE COST IMPACT:
Additional annual cost: \$0
 Any unanticipated maintenance cost will be included in Public Works Operating Budget.

TOTAL PROJECT COST: \$ 400,000

COMMENTS ON GRANTS / OTHER FUNDS:
 The City of Huntington Beach pays 56.1% of WOCWB projects. Funds in this CIP show the WOCWB budget amount.

PROJECT TYPE: Rehabilitation
CATEGORY: Water

CITY OF HUNTINGTON BEACH
CAPITAL IMPROVEMENT PROJECT INFORMATION (Continuing Project)

PROJECT TITLE: Water Production Building Rehabilitation

FUNDING DEPARTMENT: Public Works
DEPT. PROJECT MGR: Rafael Suarez

SCHEDULE:
Design Complete: FY 2022/23
Construction Complete: FY 2024/25

PROJECT DESCRIPTION: In FY 22/23, the leaky and failing roof was repaired. FY 23/24 and FY 24/25 will continue the renovation of the restroom and breakroom facilities.

PROJECT NEED: Production building was not included in 2010 Utility Yard renovation project. The roof of the building leaks severely during rain events and the restrooms are inadequate for current staff.

SOURCE DOCUMENT: N/A

STRATEGIC PLAN GOAL: Infrastructure Investment

PROJECT COSTS	Approved		Requested		
	Prior	FY 24/25	FY 25/26	FY 26/27	FY 27/28
<i>Design/Environmental</i>		\$ 44,000			
<i>Construction</i>	\$ 305,000	\$ 385,000			
<i>Project Management</i>	\$ 50,000	\$ 50,000			
<i>Supplementals</i>					
<i>R/W</i>					
<i>Other</i>					
TOTAL	\$ 355,000	\$ 479,000			



FUNDING SOURCES	Prior	FY 24/25	FY 25/26	FY 26/27	FY 27/28
<i>Water Fund (506)</i>	\$ 355,000	\$ 479,000			
TOTAL	\$ 355,000	\$ 479,000			

MAINTENANCE COST IMPACT:
Additional annual cost: \$0
 Any unanticipated maintenance cost will be included in Public Works Operating Budget.

TOTAL PROJECT COST: \$ 834,000

COMMENTS ON GRANTS / OTHER FUNDS:

PROJECT TYPE: Rehabilitation
CATEGORY: Water



Infrastructure Fund Annual Report Fiscal Year 2024/25

May 20, 2026

BACKGROUND

- Prior to 2015, the Public Works Commission acted in the role of the Citizen's Infrastructure Advisory Board to review and approve the Infrastructure Fund Report. In 2015, the CIAB and its duties were separated out, only to be combined again as of January 2022.



BACKGROUND

- The Infrastructure Fund was established in 2002, by City Charter Section 617. Per Section 617 (a), the originally intended revenue source for the Infrastructure Fund was a planned utility use tax on natural gas purchased to generate electricity. However, this ballot measure failed. So, while the Charter amendment created the fund, it was left with no source of revenue.



NEED/WHY/BENEFITS

- Charter requirements related to the fund are:
 - Revenue placed in the Infrastructure Fund shall not supplant existing infrastructure funding.
 - General Fund expenditures for infrastructure improvements and maintenance, subsequent to 2001, shall not be reduced below 15% of general fund revenues based on a five-year rolling average.
 - The Citizen's Infrastructure Advisory Board/Public Works Commission conducts an annual review and performance audit of the Infrastructure Fund and reports its findings to the City Council prior to the City Council's adoption of the ensuing fiscal year budget.



NEED/WHY/BENEFITS

- The single substantial revenue source to the fund is General Fund excess fund balance per the Financial Policy adopted in Fiscal Year 2006/07. The Policy was revised beginning in Fiscal Year 2009/10 to allow for an Economic Uncertainties Reserve commitment. Excerpts addressing the Infrastructure Fund for the previous and current policies are shown in Attachment 1 of the find report along with Municipal Charter Section 617.



DETAILS

- This report covers fiscal year July 1, 2024-June 30, 2025

Fund Balance July 1, 2024	\$29,397,441
Revenue FY 2024/25	\$19,432,593
Expenditures FY 2024/25	(\$19,848,414)
Fund Balance July 1, 2025	\$28,981,620
Budgeted Revenue FY 2025/26	\$14,500,000
Budgeted Expenditures FY 2025/26	(\$37,777,214)
Budgetary Fund Balance July 1, 2026	\$4,603,708



RECOMMENDATION

- Approve the Infrastructure Fund Annual Report for Fiscal Year 2024/25



Questions?

