

# WEST ORANGE COUNTY WATER BOARD

## QUARTERLY TREASURER'S SUMMARY

*For quarter ending: December 31, 2025*

<b>Cash Balances:</b>	<b><u>at 12/31/25</u></b>	<b><u>% of Portfolio</u></b>
U.S. Bank	\$9	0.01%
CAMP	<u>\$7,379,645</u>	<u>99.99%</u>
<b>Total</b>	\$7,379,654	100%

	<b><u>at 12/31/25</u></b>	<b><u>Fiscal YTD</u></b>
<b>Earnings</b>	\$24,767	\$157,893
<b>Portfolio Effective Rate of Return</b>	4.024%	4.328%



Portfolio Summary  
City of Huntington Beach  
Portfolio: WOCWB  
Reporting Date: (FY2026)  
12/01/2025 - 12/31/2025  
Cash Basis

Par Value	
Total Par Value	\$7,379,654.36

Book Value	
Total Book Value	\$7,379,654.36

Market Value	
Total Market Value	\$7,379,654.36

Period Earnings Summary (31 Days)	
Net Period Earnings	\$24,767.45
Avg Daily Book Balance	\$7,379,654.36
Net Effective Annual Return	4.024%


Fiscal YTD Summary (184 Days)	
Net Period Earnings	\$157,893.23
Avg Daily Book Balance	\$7,314,036.73
Net Effective Annual Return	4.328%

Period Transactions (Par)		
Redemptions	0	\$0
Purchases	0	\$0
Total Activity	0	\$0

Fiscal YTD Transactions (Par)		
Redemptions	0	\$0
Purchases	0	\$0
Total Activity	0	\$0

WOCWB Portfolio Certification

I certify that this report accurately reflects all WOCWB investments and is in conformity with all State laws and the investment policy statement filed with the WOCWB Board of Directors on October 19, 2022. A copy of this policy is available at the office of WOCWB. The investment program herein shown provides sufficient cash flow liquidity to meet the next six month's budgeted expenditures.

  
Jason Schmitt  
City Treasurer  
12/31/2025  
Title  
Date

Portfolio Investments

	Par Value	Book Value	Market Value	Book Value % of Port	Book Yield	Book Yield Contribution	Years to Maturity
Pass / Bank Book	\$8.79	\$8.79	\$8.79	0.00%			0.00
Local Govt Inv Pools (LGIP)	\$7,379,645.57	\$7,379,645.57	\$7,379,645.57	100.00%	3.95%	3.95%	0.00
Total	\$7,379,654.36	\$7,379,654.36	\$7,379,654.36	100.00%		3.95%	0.00



Cash/Money Market/LGIP Activity Report  
City of Huntington Beach  
Portfolio: WOCWB  
Reporting Date: 12/31/2025

Cash/Money Market Account Activity

Accounting ID	Description	Activity Date	Transaction Type	Transaction Amount
103	California Asset Management Program	12/01/2025	Interest Received	\$24,767.45
	Activity Total			\$24,767.45



Portfolio Summary  
City of Huntington Beach  
Portfolio: WOCWB  
Reporting Date: (FY2026)  
11/01/2025 - 11/30/2025  
Cash Basis

Par Value	
Total Par Value	\$7,354,886.91

Book Value	
Total Book Value	\$7,354,886.91

Market Value	
Total Market Value	\$7,354,886.91

Period Earnings Summary (30 Days)	
Net Period Earnings	\$26,516.64
Avg Daily Book Balance	\$7,353,119.13
Net Effective Annual Return	4.477%


Fiscal YTD Summary (153 Days)	
Net Period Earnings	\$133,125.78
Avg Daily Book Balance	\$7,300,741.66
Net Effective Annual Return	4.405%

Period Transactions (Par)		
Redemptions	0	\$0
Purchases	0	\$0
Total Activity	0	\$0

Fiscal YTD Transactions (Par)		
Redemptions	0	\$0
Purchases	0	\$0
Total Activity	0	\$0

WOCWB Portfolio Certification

I certify that this report accurately reflects all WOCWB investments and is in conformity with all State laws and the investment policy statement filed with the WOCWB Board of Directors on October 19, 2022. A copy of this policy is available at the office of WOCWB. The investment program herein shown provides sufficient cash flow liquidity to meet the next six month's budgeted expenditures.

  
Jason Schmitt  
City Treasurer  
11/30/2025  
Title  
Date

Portfolio Investments							
	Par Value	Book Value	Market Value	Book Value % of Port	Book Yield	Book Yield Contribution	Years to Maturity
Pass / Bank Book	\$8.79	\$8.79	\$8.79	0.00%			0.00
Local Govt Inv Pools (LGIP)	\$7,354,878.12	\$7,354,878.12	\$7,354,878.12	100.00%	4.10%	4.10%	0.00
Total	\$7,354,886.91	\$7,354,886.91	\$7,354,886.91	100.00%		4.10%	0.00



Cash/Money Market/LGIP Activity Report  
City of Huntington Beach  
Portfolio: WOCWB  
Reporting Date: 11/30/2025

Cash/Money Market Account Activity

Accounting ID	Description	Activity Date	Transaction Type	Transaction Amount
103	California Asset Management Program	11/03/2025	Interest Received	\$26,516.64
	Activity Total			\$26,516.64



Portfolio Summary  
City of Huntington Beach  
Portfolio: WOCWB  
Reporting Date: (FY2026)  
10/01/2025 - 10/31/2025  
Cash Basis

Par Value	
Total Par Value	\$7,328,370.27

Book Value	
Total Book Value	\$7,328,370.27

Market Value	
Total Market Value	\$7,328,370.27

Period Earnings Summary (31 Days)	
Net Period Earnings	\$26,173.35
Avg Daily Book Balance	\$7,328,370.27
Net Effective Annual Return	4.287%


Fiscal YTD Summary (123 Days)	
Net Period Earnings	\$106,609.14
Avg Daily Book Balance	\$7,287,966.66
Net Effective Annual Return	4.404%

Period Transactions (Par)		
Redemptions	0	\$0
Purchases	0	\$0
Total Activity	0	\$0

Fiscal YTD Transactions (Par)		
Redemptions	0	\$0
Purchases	0	\$0
Total Activity	0	\$0

WOCWB Portfolio Certification

I certify that this report accurately reflects all WOCWB investments and is in conformity with all State laws and the investment policy statement filed with the WOCWB Board of Directors on October 19, 2022. A copy of this policy is available at the office of WOCWB. The investment program herein shown provides sufficient cash flow liquidity to meet the next six month's budgeted expenditures.

  
Jason Schmitt  
City Treasurer  
10/31/2025  
Title  
Date

Portfolio Investments							
	Par Value	Book Value	Market Value	Book Value % of Port	Book Yield	Book Yield Contribution	Years to Maturity
Pass / Bank Book	\$8.79	\$8.79	\$8.79	0.00%			0.00
Local Govt Inv Pools (LGIP)	\$7,328,361.48	\$7,328,361.48	\$7,328,361.48	100.00%	4.26%	4.26%	0.00
Total	\$7,328,370.27	\$7,328,370.27	\$7,328,370.27	100.00%		4.26%	0.00



Cash/Money Market/LGIP Activity Report  
City of Huntington Beach  
Portfolio: WOCWB  
Reporting Date: 10/31/2025

Cash/Money Market Account Activity

Accounting ID	Description	Activity Date	Transaction Type	Transaction Amount
103	California Asset Management Program	10/01/2025	Interest Received	\$26,173.35
	Activity Total			\$26,173.35