City of HUNTINGTON BEACH
Infrastructure Report Card.

INFRASTRUCTURE GRADES

A: **Exceptional** — Fit for the future
B: **Good** — Adequate now
C: **Mediocre** — Requires attention
D: **Poor** — At risk
F: **Failing/Critical** — Unfit for purpose

OVERALL
C

Total Needs 2024-2039: $1.8B

COASTAL	C	$23M
HARBOUR	D	$19M
FACILITIES	D	$180M
PARKS	C	$129M
INFORMATION SYSTEMS	C	$21M
BRIDGES	B	$45M
NON-ROAD PAVEMENT	D	$87M
ROADS	B	$270M
STORMWATER	D	$877M
WASTEWATER	C	$126M
WATER	C	$69M

City of HUNTINGTON BEACH
Infrastructure Report Card.

assigned a lettered grade to individual technical subcategories. All assigned grades were discussed with the EC and the OCC. It is important to note that lettered grades are based upon numerical metrics and the professional opinion of industry experts. Should a discrepancy occur between the lettered grade and community perception, technical findings were presented to adjust the grade.

GRADE	DEFINITION
A	**EXCEPTIONAL: FIT FOR THE FUTURE** The infrastructure in the system or network is generally in excellent condition, typically new or recently rehabilitated, and meets capacity needs for the future. A few elements show signs of general deterioration that require attention. Facilities meet modern standards for functionality and resilient to withstand most disasters and severe weather events.
B	**GOOD: ADEQUATE FOR NOW** The infrastructure in the system or network is in good to excellent condition; some elements show signs of general deterioration that require attention. A few elements exhibit significant deficiencies. Safe and reliable with minimal capacity issues and minimal risk.
C	**MEDIOCRE: REQUIRES ATTENTION** The infrastructure in the system or network is in fair to good condition; it shows general signs of deterioration and requires attention. Some elements exhibit significant deficiencies in conditions and functionality, with increasing vulnerability to risk.
D	**POOR: AT RISK** The infrastructure is in poor to fair condition and mostly below standard, with many elements approaching the end of their service life. A large portion of the system exhibits significant deterioration. Condition and capacity are of significant concern with strong risk of failure.
F	**FAILING/CRITICAL: UNFIT FOR PURPOSE** The infrastructure in the system is in unacceptable condition with widespread advanced signs of deterioration. Many of the components of the system exhibit signs of imminent failure.

- Operations and maintenance of City bridges is currently handled by a combination of Public Works Engineering projects, Public Works Roadway Maintenance, and Caltrans regular bridge inspections.

- Four Caltrans-owned bridges on Pacific Coast Highway and two bridges over the Santa Ana River owned by the City of Costa Mesa provide key links into the City. All are potentially vulnerable to major climate change-related events.

Recommended Projects

The City of Huntington Beach has developed a Bridge Maintenance List, prioritizing projects and preventative maintenance based on Caltrans Sufficiency Ratings and Structural Evaluations.

#	INFRASTRUCTURE NEED	PRIORITY	HORIZON	ANTICIPATED COST
1	Admiralty Bridge Rehabilitation	Essential	Immediate	$6,000,000
2	Humboldt Bridge Rehabilitation	Essential	Near Future	$6,000,000
3	Davenport Bridge BPMP	Highly Desirable	Near Future	$3,000,000
4	Gilbert Bridge BPMP	Highly Desirable	Near Future	$3,000,000
5	Broadway Bridge Rehabilitation	Highly Desirable	Future	$6,000,000
6	Trinidad Bridge Rehabilitation	Highly Desirable	Future	$6,000,000
Total Capital Need (2024-2039)				**$30,000,000**

Recommended Annual Programs

To address programmatic planning for preventative maintenance, the establishment of two programs is also recommended:

- a bridge preventative maintenance program
- a minor operational maintenance program

#	INFRASTRUCTURE NEED	PRIORITY	HORIZON	ANNUAL COST
1	Bridge Preventative Maintenance Program	Highly Desirable	Immediate	$1,000,000
Recommended Annual Program Needs (2024-2039)				**$1,000,000/Year**



Deck Cracks at Admiralty Drive Bridge (2023)



Girders Rust at Admiralty Drive Bridge (2023)

Recommended Annual Programs

#	INFRASTRUCTURE NEED	PRIORITY	HORIZON	ANNUAL COST
1	Annual Storm Drain Maintenance Program	Essential	Immediate	$500,000
2	CDS/Hydrodynamic Separator Maintenance Program	Essential	Immediate	$60,000
3	Pump Station Maintenance	Essential	Immediate	$452,000
Recommended Annual Program Needs (2024-2039)				**$1,012,000/Year**



Flooding caused by a King Tide at Sunset Beach

Harbour

D

Total Needs (2024-2039): $18,650,000

Grade

D – Harbour facilities need immediate attention as most were constructed during the 1970's and have been subject to the marine environment. These include City-owned bulkhead, public dock, boat launch, and public restrooms.

Assets

- 2,930 linear feet of bulkhead
- 1 public dock
- 1 public boat launch and parking lot
- 1 public marine vessel sewage pump-out station
- 2 public restroom facilities

Key Facts

- Bulkheads: most of the bulkheads (2,930 linear feet) are in poor to very poor shape and require immediate attention to rehabilitate and/or replace. The age of the bulkheads is the primary cause of the deterioration as these were constructed in the early to mid-1970s and also due to the marine environment.
- Resiliency to Climate Change: Huntington Harbour and other coastal assets are especially vulnerable to expected rise in sea levels. By 2050, the National Ocean and Atmospheric Administration and the City's own Sea-Level Rise study the expected sea level rise of 1 to 2 feet could jeopardize the City's infrastructure in the Harbour along with the surrounding community. The bulkheads and seawalls are not high enough to provide the necessary protection if expected sea-level rise comes to fruition in combination with King Tides that the City experiences twice a year. This combination of rising sea-level and King Tides could render a large part of the Harbour as uninhabitable unless the bulkheads and seawalls are raised to address this issue.
- Public Restroom Facilities: The Harbour beaches and parks do not have adequate restroom facilities and the existing facilities at Seabridge Park and the public dock at Warner Fire Station are in very poor shape in addition to being undersize to serve the number of visitors in the summer months. Those facilities are in dire need of a major rehabilitation as ongoing maintenance is

not the solution. In addition, other restroom facilities need to be seriously considered as visitors to the beaches in Huntington Harbour tend be young families with children which makes it very challenging to stay for more than a couple of hours at a time.

- Condition of Public Dock and Boat Dock Launch Ramp: The public dock and boat launch at Warner Fire Station need immediate attention to provide safe access to launch boats and to access docked boats at the public dock. The parking lot has severe degradation of the asphalt and the dock is composed of natural wood which is warped and in need of constant maintenance.

- Water Quality: Huntington Harbour is listed as an impaired waterbody on the Clean Water Act's 303(d) List for PCBs, chlordane, copper, sediment toxicity, bacteria and lead. The costs related to addressing these pollutants could run into the millions of dollars.

- Public Safety and Navigation in the Harbour: The lack of signage and lighting makes it very challenging for visitors and residents of the Harbour to safely navigate in the Harbour, especially at night. This also presents a challenge to marine safety staff to locate vessels and other watercraft in distress. Adding lighting and navigation signs is a low-cost and effective means to address this issue which requires minimal long-term maintenance.

Recommended Projects

#	INFRASTRUCTURE NEED	PRIORITY	HORIZON	ANTICIPATED COST
1	Bulkhead rehabilitation	Highly Desirable	Future	$13,500,000
2	Rehabilitation of Public Dock and Auxiliary	Highly Desirable	Immediate	$1,700,000
3	Dredging of City owned section	Essential	Future	$3,000,000
4	Public Restroom Rehabilitation (Seabridge Park)	Highly Desirable	Immediate	$450,000
Total Capital Need (2024-2039)				**$18,650,000**

Recommended Annual Programs

No annual programs have been identified or recommended by members of the Technical Committee.

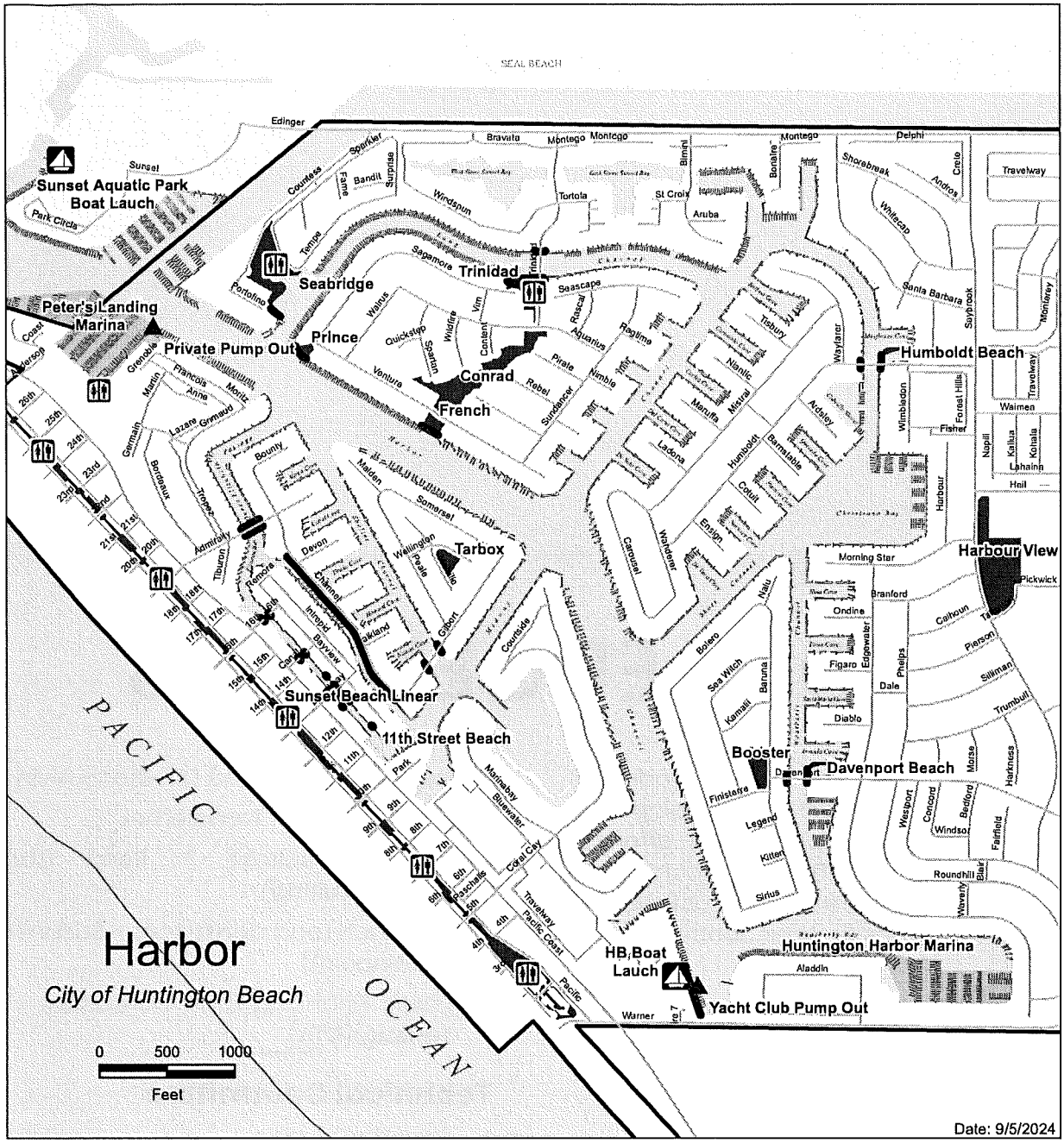

Dock / Marina

Boat Launch

Restrooms

Sewer Pump Out

City Bulkheads (2,930 ft)

City Parks

City Boundary

Streets

CAUTION
WHEN USING THIS MAP

Information shown hereon is a compilation of data from sources of varying accuracy and is provided as a convenience to the user. The City of Huntington Beach does not guarantee its completeness or accuracy.

It is the user's responsibility to verify all information to their own satisfaction.

G:\GIS\Projects\PublicWorks\Utilities\InfrastructureStudy\2024 AssetMaps\Harbor.mxd

ACKNOWLEDGEMENTS

The Infrastructure Report Card is a product of the City of Huntington Beach. The development of the IRC was a comprehensive effort of numerous contributors. The City would like to sincerely thank all team members, as listed per Committee hereafter, for their contributions.

City Council

- Mayor Gracey Van Der Mark
- Mayor Pro Tem Pat Burns
- City Council - Rhonda Bolton
- City Council - Dan Kalmick
- City Council - Casey McKeon
- City Council - Natalie Moser
- City Council - Tony Strickland

Executive Committee

- Assistant City Manager – Travis Hopkins
- Public Works Director – Chau Vu
- Deputy Public Works Director – Alvin Papa
- City Engineer – Tom Herbel
- Lead Consultant – Remi Candaele (Q3 Consulting)
- Outreach Lead Consultant – Susan Harden (Circlepoint)
- Public Financing Lead Consultant – David Taussig (DTA)

Technical Committee

- Anatole Falagan
- Jon Erickson
- Brent Yamasaki
- Tai Tseng
- Stewart Griffin
- Tow Dawes
- Gina Nila
- John Dettle

- David Gins
- Lili Hernandez
- Tran Tran
- Chris Tanio
- Joe Fuentes
- Steven Shepherd
- Wendy Li
- Keegan Olds
- Joe Mulvihill
- Darin Johnson
- Jeff Slater
- Barbara Delgleize
- Nathan Rosenberg
- Doug Wood
- John Dankha
- Keely Needham
- Debbie DeBow
- Larry Ryan
- Patrick Bannon
- Mike Adams
- Chris Webb
- Michelle Galvez
- Michael Vanvoorhis

Outreach and Communications Committee

- Adam Wood
- Alan Ray
- Alan Wilson
- Allison Stevens
- Amory Hanson
- Andrew Pham
- Ann Palmer
- Avery Counts
- Barbara Delgleize
- Barbara Haynes
- Ben Goldberg
- Berkenda Cantlo
- Cari Swan
- Carla Strickland
- Cheryl Browning
- Chris Slama
- Cooper Carrasco
- Corey Miller
- Damodaran Sri Ramulu
- Dave Coutts
- David Gins
- Diana Sullivan
- Diane Dee Wood
- Dianne Thompson
- Diana Blotzer Zimmer
- Ding-Jo H. Currie
- Dustin Burnside
- Elaine Bauer Keeley
- Elaine MacLeod Parker
- Elena Varela
- Gigi Jackson
- Greg Lammers
- Hera Poon
- Isabella Ford
- Jacko Luong
- James Cavener
- James Peterson
- Jeanne Paris
- Jenny Braithwaite
- Joe Mulvihill
- John Getz
- Julie Bott
- Kai Wong

- Kathie Schey
- Ken Smith
- Kevin Greene
- Kim Carr
- Heather Rhee
- Laura Chavez
- Laura Costelloe
- Laura Menendez Derflingher
- Leisa Winston
- Lisa Kemmerer
- Luanne Shoup
- Manuel William Menendez
- Marcus Kemmerer
- Marilyn Cavener
- Mark R. Currie
- Max Moriyama
- Melissa Murphy
- Michael Bledsoe
- Michael Heywood
- Michael Hoskinson
- Michael James Wong
- Michael Lafontaine
- Michelle Kelly
- MIchelle Schuetz
- Mike Novak
- Nancy Buchoz
- Nicole Morse
- Nina Guzman
- Pano Fraousiakis
- Pat Garcia
- Patricia Pappas
- Paul D'Alessandro
- Richard (Rick) Baily
- Peta-Gaye Hoskinson
- Rachel Carr
- Ralph Kernohan
- Raymond Raines
- Rexford Parker
- Robert Dettloff
- Robert Francisco
- Robert Sternberg
- Ryan Palmer
- Sean Crumby
- Shawn Wood
- Sherry Kennedy
- Steve Alan Barnes
- Steve Engel
- Steven Shepherd
- Sue Welfringer
- Teisha Nim-Husaini
- Thomas Wood
- Tony Giambone
- Valentina Bankhead
- Vanessa Chow
- VC Rhone
- Walt Reece
- William Larkin

Both the City and all contributing members extend their appreciation to the American Society of Civil Engineers for sharing the materials and guides defining the assessment methodology.