

RESOLUTION NO. 2024-12

A RESOLUTION OF THE CITY COUNCIL OF THE CITY OF  
HUNTINGTON BEACH, CALIFORNIA, RECITING THE FACTS OF  
THE SPECIAL MUNICIPAL ELECTION CONSOLIDATED WITH THE  
PRESIDENTIAL PRIMARY ELECTION HELD ON MARCH 5, 2024,  
DECLARING THE RESULTS AND SUCH OTHER MATTERS AS  
PROVIDED BY LAW

WHEREAS, a Special Municipal Election consolidated with the Presidential Primary Election was held and conducted in the City of Huntington Beach, California, on Tuesday, March 5, 2024, as required by law; and

WHEREAS, notice of the election was given in time, form and manner as provided by law; that Vote Centers were properly established; that election officers were appointed and that in all respects the election was held and conducted and the votes were cast, received and canvassed and the returns made and declared in time, form and manner as required by the provisions of the Elections Code of the State of California for the holding of elections in charter cities; and

WHEREAS, the County Elections Department canvassed the returns of the election and has certified the results to this City Council, the results are received, attached and made a part hereof as Exhibit "A".

NOW, THEREFORE, THE CITY COUNCIL OF THE CITY OF HUNTINGTON BEACH, CALIFORNIA, DOES RESOLVE, DECLARE, DETERMINE AND ORDER AS FOLLOWS:

SECTION 1. That the whole number of Vote Center ballots cast for City of Huntington Beach Measure A was 10,489; the whole number of Vote-By-Mail ballots cast for City of Huntington Beach Measure A was 51,104; making a total of 61,593 ballots cast in the City for Measure A.

SECTION 2. That the whole number of Vote Center ballots cast for City of Huntington Beach Measure B was 10,481; the whole number of Vote-By-Mail ballots cast for City of Huntington Beach Measure B was 51,108; making a total of 61,589 ballots cast in the City for Measure B.

SECTION 3. That the whole number of Vote Center ballots cast for City of Huntington Beach Measure C was 10,323; the whole number of Vote-By-Mail ballots cast for City of Huntington Beach Measure C was 50,148; making a total of 60,471 ballots cast in the City for Measure C.

SECTION 4. That the measures presented and voted upon at the election, and their results, are as follows:

**Measure A** – “Shall proposed Charter Amendment No. 1, which provides that commencing in 2026, for all municipal elections, the City: may require Voter Identification for elections; provide more in-person voting locations; and monitor ballot drop-boxes, be approved?”

YES	32,892
NO	28,701

**Measure B** – “Shall proposed Charter Amendment No. 2, which provides that the only flags to be displayed by the City on City property are the United States Flag, The State of California Flag, the County of Orange Flag, the City of Huntington Beach Flag, the POW-MIA Flag, the six Armed Forces Flags, the Olympic Flag during the Summer Olympic Games, and any other flag if authorized by a unanimous vote of the City Council, be approved?”

YES	35,231
NO	26,358

**Measure C** – “Shall proposed Charter Amendment No. 3 to: commencing in 2026, require the City to adopt a two-year budget; update the procedures to cancel a regular City Council meeting; update the process to fill a City Council vacancy; and amend outdated phrases, syntax, dates, pronouns, and titles be approved?”

YES	28,314
NO	32,157

SECTION 5. The City Council does declare and determine:

That as a result of the election, a majority of voters voting on Measure A, amending the City Charter related to municipal elections, voted in favor of it, and that the Measure **passed**.


That as a result of the election, a majority of voters voting on Measure B, amending the City Charter related to display of flags, voted in favor of it, and that the Measure **passed**.

That as a result of the election, a majority of voters voting on Measure C, amending the City Charter related to the City budget and other administrative procedures, did not vote in favor of it, and that the Measure **failed**.


SECTION 6. The City Clerk shall enter into the records of the City Council of the City, a statement of the results of the election, showing: (1) the whole number of Vote Center and Vote-By-Mail ballots cast in the City; (2) the measures voted upon; (3) the number of votes given for and against said measures.

SECTION 7. That the City Clerk shall certify to the passage and adoption of this resolution and enter it into the book of original resolutions.


PASSED and ADOPTED by the City Council of the City of Huntington Beach at the regular meeting thereof held on the 2<sup>nd</sup> day of April, 2024.

  
\_\_\_\_\_  
Mayor

REVIEWED AND APPROVED:

  
\_\_\_\_\_  
City Manager

APPROVED AS TO FORM:

  
\_\_\_\_\_  
City Attorney

INITIATED AND APPROVED:


  
\_\_\_\_\_  
City Clerk

Exhibit "A" - Certificate of Registrar of Voters to Result of the Canvass of the Presidential Primary Election Returns



CERTIFIED STATEMENT OF THE VOTES CAST

at the

PRESIDENTIAL PRIMARY ELECTION

MARCH 5, 2024

in the

County of Orange, State of California

FILED \_\_\_\_\_, 2024

SHIRLEY N. WEBER, SECRETARY OF STATE

BY \_\_\_\_\_ DEPUTY

State of California)

) ss

County of Orange)

*I, Bob Page, Registrar of Voters of Orange County, do hereby certify that the within is a true and correct statement of the votes cast in this county at the Presidential Primary Election, as determined by the canvass of the returns of said election.*

*WITNESS my hand and Official Seal*

THIS 22nd DAY OF March, 2024

, REGISTRAR OF VOTERS





## A-City of Huntington Beach - Non-Partisan

## Vote Center Totals

District	Party Member Registration	Party Member Ballots Cast	Turnout (%)	Yes	No
Orange County	132,535	10,714	8.1	7,838	2,651
Orange County	132,535	10,714	8.1	7,838	2,651
47th Congressional District	132,535	10,714	8.1	7,838	2,651
36th Senate District	132,535	10,714	8.1	7,838	2,651
70th Assembly District	10,668	822	7.7	553	242
72nd Assembly District	121,867	9,892	8.1	7,285	2,409
1st Supervisorial District	132,535	10,714	8.1	7,838	2,651
Huntington Beach	132,535	10,714	8.1	7,838	2,651
State Board of Equalization (4th District)	132,535	10,714	8.1	7,838	2,651
4th District Court of Appeal	132,535	10,714	8.1	7,838	2,651
County Board of Education Trustee Area 2	132,535	10,714	8.1	7,838	2,651
Coast Community College District	132,535	10,714	8.1	7,838	2,651
Coast Community College District Trustee Area 1	36,636	2,660	7.3	1,978	650
Coast Community College District Trustee Area 3	78,053	6,520	8.4	4,723	1,641
Coast Community College District Trustee Area 4	17,846	1,534	8.6	1,137	360
Fountain Valley School District	11,864	931	7.8	694	220
Huntington Beach City School District	59,725	5,265	8.8	3,832	1,293
Huntington Beach City School District Trustee Area 1	12,425	1,051	8.5	773	255
Huntington Beach City School District Trustee Area 2	11,685	1,068	9.1	748	289
Huntington Beach City School District Trustee Area 3	11,646	1,034	8.9	759	240
Huntington Beach City School District Trustee Area 4	11,750	971	8.3	698	252
Huntington Beach City School District Trustee Area 5	12,219	1,141	9.3	854	257
Ocean View School District	55,441	4,121	7.4	3,007	1,054
Westminster School District	5,310	384	7.2	295	81
Westminster School District Trustee Area 5	5,310	384	7.2	295	81
Huntington Beach Union High School District	132,340	10,701	8.1	7,828	2,648
Los Alamitos Unified School District	195	13	6.7	10	3
Los Alamitos Unified School District Trustee Area 4	195	13	6.7	10	3
Municipal Water District Of Orange County	132,535	10,714	8.1	7,838	2,651
Municipal Water District of Orange County Division 4	132,535	10,714	8.1	7,838	2,651
Orange County Water District	132,535	10,714	8.1	7,838	2,651
Orange County Water District Division 6	132,535	10,714	8.1	7,838	2,651
Sunset Beach Sanitary District	607	58	9.6	40	15
Historical 2010 - 48th Congressional District	132,535	10,714	8.1	7,838	2,651
Historical 2010 - 34th Senate District	61,369	4,582	7.5	3,358	1,157
Historical 2010 - 37th Senate District	71,166	6,132	8.6	4,480	1,494
Historical 2010 - 72nd Assembly District	64,847	4,871	7.5	3,567	1,228
Historical 2010 - 74th Assembly District	67,688	5,843	8.6	4,271	1,423
Historical 2010 - State Board of Equalization (4th District)	132,535	10,714	8.1	7,838	2,651
Historical 2010 - 2nd Supervisorial District	132,535	10,714	8.1	7,838	2,651

A-City of Huntington Beach - Non-Partisan

Vote Center Totals					
District	Party Member Registration	Party Member Ballots Cast	Turnout (%)	Yes	No
Historical 2010 - County Board of Education Trustee Area 2	132,535	10,714	8.1	7,838	2,651
Vote Center Totals	132,535	10,714	8.1	7,838	2,651

## A-City of Huntington Beach - Non-Partisan

Vote by Mail  
Totals

District	Party Member Registration	Party Member Ballots Cast	Turnout (%)	Yes	No
Orange County	132,535	52,429	39.6	25054	26050
Orange County	132,535	52,429	39.6	25054	26050
47th Congressional District	132,535	52,429	39.6	25054	26050
36th Senate District	132,535	52,429	39.6	25054	26050
70th Assembly District	10,668	3,140	29.4	1473	1541
72nd Assembly District	121,867	49,289	40.4	23581	24509
1st Supervisorial District	132,535	52,429	39.6	25054	26050
Huntington Beach	132,535	52,429	39.6	25054	26050
State Board of Equalization (4th District)	132,535	52,429	39.6	25054	26050
4th District Court of Appeal	132,535	52,429	39.6	25054	26050
County Board of Education Trustee Area 2	132,535	52,429	39.6	25054	26050
Coast Community College District	132,535	52,429	39.6	25054	26050
Coast Community College District Trustee Area 1	36,636	13,967	38.1	6777	6830
Coast Community College District Trustee Area 3	78,053	31,148	39.9	14813	15537
Coast Community College District Trustee Area 4	17,846	7,314	41.0	3464	3683
Fountain Valley School District	11,864	4,815	40.6	2278	2404
Huntington Beach City School District	59,725	24,352	40.8	11561	12198
Huntington Beach City School District Trustee Area 1	12,425	5,498	44.2	2863	2515
Huntington Beach City School District Trustee Area 2	11,685	4,649	39.8	2196	2326
Huntington Beach City School District Trustee Area 3	11,646	4,384	37.6	1981	2298
Huntington Beach City School District Trustee Area 4	11,750	4,731	40.3	2136	2465
Huntington Beach City School District Trustee Area 5	12,219	5,090	41.7	2385	2594
Ocean View School District	55,441	21,092	38.0	10134	10429
Westminster School District	5,310	2,063	38.9	1025	973
Westminster School District Trustee Area 5	5,310	2,063	38.9	1025	973
Huntington Beach Union High School District	132,340	52,322	39.5	24998	26004
Los Alamitos Unified School District	195	107	54.9	56	46
Los Alamitos Unified School District Trustee Area 4	195	107	54.9	56	46
Municipal Water District Of Orange County	132,535	52,429	39.6	25054	26050
Municipal Water District of Orange County Division 4	132,535	52,429	39.6	25054	26050
Orange County Water District	132,535	52,429	39.6	25054	26050
Orange County Water District Division 6	132,535	52,429	39.6	25054	26050
Sunset Beach Sanitary District	607	256	42.2	116	136
Historical 2010 - 48th Congressional District	132,535	52,429	39.6	25054	26050
Historical 2010 - 34th Senate District	61,369	23,735	38.7	11516	11622
Historical 2010 - 37th Senate District	71,166	28,694	40.3	13538	14428
Historical 2010 - 72nd Assembly District	64,847	25,020	38.6	12172	12209
Historical 2010 - 74th Assembly District	67,688	27,409	40.5	12882	13841
Historical 2010 - State Board of Equalization (4th District)	132,535	52,429	39.6	25054	26050
Historical 2010 - 2nd Supervisorial District	132,535	52,429	39.6	25054	26050



A-City of Huntington Beach - Non-Partisan

Vote by Mail  
Totals

District	Party Member Registration	Party Member Ballots Cast	Turnout (%)		
				Yes	No
Historical 2010 - County Board of Education Trustee Area 2	132,535	52,429	39.6	25054	26050
Vote by Mail Totals	132,535	52,429	39.6	25,054	26,050

## A-City of Huntington Beach - Non-Partisan

## Grand Totals

District	Party Member Registration	Party Member Ballots Cast	Turnout (%)	Yes	No
Orange County	132,535	63,143	47.6	32892	28701
Orange County	132,535	63,143	47.6	32892	28701
47th Congressional District	132,535	63,143	47.6	32892	28701
36th Senate District	132,535	63,143	47.6	32892	28701
70th Assembly District	10,668	3,962	37.1	2026	1783
72nd Assembly District	121,867	59,181	48.6	30866	26918
1st Supervisorial District	132,535	63,143	47.6	32892	28701
Huntington Beach	132,535	63,143	47.6	32892	28701
State Board of Equalization (4th District)	132,535	63,143	47.6	32892	28701
4th District Court of Appeal	132,535	63,143	47.6	32892	28701
County Board of Education Trustee Area 2	132,535	63,143	47.6	32892	28701
Coast Community College District	132,535	63,143	47.6	32892	28701
Coast Community College District Trustee Area 1	36,636	16,627	45.4	8755	7480
Coast Community College District Trustee Area 3	78,053	37,668	48.3	19536	17178
Coast Community College District Trustee Area 4	17,846	8,848	49.6	4601	4043
Fountain Valley School District	11,864	5,746	48.4	2972	2624
Huntington Beach City School District	59,725	29,617	49.6	15393	13491
Huntington Beach City School District Trustee Area 1	12,425	6,549	52.7	3636	2770
Huntington Beach City School District Trustee Area 2	11,685	5,717	48.9	2944	2615
Huntington Beach City School District Trustee Area 3	11,646	5,418	46.5	2740	2538
Huntington Beach City School District Trustee Area 4	11,750	5,702	48.5	2834	2717
Huntington Beach City School District Trustee Area 5	12,219	6,231	51.0	3239	2851
Ocean View School District	55,441	25,213	45.5	13141	11483
Westminster School District	5,310	2,447	46.1	1320	1054
Westminster School District Trustee Area 5	5,310	2,447	46.1	1320	1054
Huntington Beach Union High School District	132,340	63,023	47.6	32826	28652
Los Alamitos Unified School District	195	120	61.5	66	49
Los Alamitos Unified School District Trustee Area 4	195	120	61.5	66	49
Municipal Water District Of Orange County	132,535	63,143	47.6	32892	28701
Municipal Water District of Orange County Division 4	132,535	63,143	47.6	32892	28701
Orange County Water District	132,535	63,143	47.6	32892	28701
Orange County Water District Division 6	132,535	63,143	47.6	32892	28701
Sunset Beach Sanitary District	607	314	51.7	156	151
Historical 2010 - 48th Congressional District	132,535	63,143	47.6	32892	28701
Historical 2010 - 34th Senate District	61,369	28,317	46.1	14874	12779
Historical 2010 - 37th Senate District	71,166	34,826	48.9	18018	15922
Historical 2010 - 72nd Assembly District	64,847	29,891	46.1	15739	13437
Historical 2010 - 74th Assembly District	67,688	33,252	49.1	17153	15264
Historical 2010 - State Board of Equalization (4th District)	132,535	63,143	47.6	32892	28701
Historical 2010 - 2nd Supervisorial District	132,535	63,143	47.6	32892	28701

A-City of Huntington Beach - Non-Partisan

Grand Totals

District	Party Member Registration	Party Member Ballots Cast	Turnout (%)	Yes	No
Historical 2010 - County Board of Education Trustee Area 2	132,535	63,143	47.6	32892	28701
Vote Center Totals	132,535	10,714	8.1	7,838	2,651
Vote by Mail Totals	132,535	52,429	39.6	25,054	26,050
Grand Totals	132,535	63,143	47.6	32,892	28,701

## B-City of Huntington Beach - Non-Partisan

## Vote Center Totals

District	Party Member Registration	Party Member Ballots Cast	Turnout (%)	Yes	No
Orange County	132,535	10,714	8.1	7,929	2,552
Orange County	132,535	10,714	8.1	7,929	2,552
47th Congressional District	132,535	10,714	8.1	7,929	2,552
36th Senate District	132,535	10,714	8.1	7,929	2,552
70th Assembly District	10,668	822	7.7	581	221
72nd Assembly District	121,867	9,892	8.1	7,348	2,331
1st Supervisorial District	132,535	10,714	8.1	7,929	2,552
Huntington Beach	132,535	10,714	8.1	7,929	2,552
State Board of Equalization (4th District)	132,535	10,714	8.1	7,929	2,552
4th District Court of Appeal	132,535	10,714	8.1	7,929	2,552
County Board of Education Trustee Area 2	132,535	10,714	8.1	7,929	2,552
Coast Community College District	132,535	10,714	8.1	7,929	2,552
Coast Community College District Trustee Area 1	36,636	2,660	7.3	1,993	626
Coast Community College District Trustee Area 3	78,053	6,520	8.4	4,789	1,576
Coast Community College District Trustee Area 4	17,846	1,534	8.6	1,147	350
Fountain Valley School District	11,864	931	7.8	693	220
Huntington Beach City School District	59,725	5,265	8.8	3,875	1,248
Huntington Beach City School District Trustee Area 1	12,425	1,051	8.5	786	240
Huntington Beach City School District Trustee Area 2	11,685	1,068	9.1	762	278
Huntington Beach City School District Trustee Area 3	11,646	1,034	8.9	768	234
Huntington Beach City School District Trustee Area 4	11,750	971	8.3	693	254
Huntington Beach City School District Trustee Area 5	12,219	1,141	9.3	866	242
Ocean View School District	55,441	4,121	7.4	3,056	1,002
Westminster School District	5,310	384	7.2	294	80
Westminster School District Trustee Area 5	5,310	384	7.2	294	80
Huntington Beach Union High School District	132,340	10,701	8.1	7,918	2,550
Los Alamitos Unified School District	195	13	6.7	11	2
Los Alamitos Unified School District Trustee Area 4	195	13	6.7	11	2
Municipal Water District Of Orange County	132,535	10,714	8.1	7,929	2,552
Municipal Water District of Orange County Division 4	132,535	10,714	8.1	7,929	2,552
Orange County Water District	132,535	10,714	8.1	7,929	2,552
Orange County Water District Division 6	132,535	10,714	8.1	7,929	2,552
Sunset Beach Sanitary District	607	58	9.6	41	15
Historical 2010 - 48th Congressional District	132,535	10,714	8.1	7,929	2,552
Historical 2010 - 34th Senate District	61,369	4,582	7.5	3,408	1,099
Historical 2010 - 37th Senate District	71,166	6,132	8.6	4,521	1,453
Historical 2010 - 72nd Assembly District	64,847	4,871	7.5	3,622	1,168
Historical 2010 - 74th Assembly District	67,688	5,843	8.6	4,307	1,384
Historical 2010 - State Board of Equalization (4th District)	132,535	10,714	8.1	7,929	2,552
Historical 2010 - 2nd Supervisorial District	132,535	10,714	8.1	7,929	2,552

B-City of Huntington Beach - Non-Partisan

Vote Center Totals					
District	Party Member Registration	Party Member Ballots Cast	Turnout (%)	Yes	No
Historical 2010 - County Board of Education Trustee Area 2	132,535	10,714	8.1	7,929	2,552
Vote Center Totals	132,535	10,714	8.1	7,929	2,552



## B-City of Huntington Beach - Non-Partisan

Vote by Mail  
Totals

District	Party Member Registration	Party Member Ballots Cast	Turnout (%)	Yes	No
Orange County	132,535	52,429	39.6	27302	23806
Orange County	132,535	52,429	39.6	27302	23806
47th Congressional District	132,535	52,429	39.6	27302	23806
36th Senate District	132,535	52,429	39.6	27302	23806
70th Assembly District	10,668	3,140	29.4	1634	1384
72nd Assembly District	121,867	49,289	40.4	25668	22422
1st Supervisorial District	132,535	52,429	39.6	27302	23806
Huntington Beach	132,535	52,429	39.6	27302	23806
State Board of Equalization (4th District)	132,535	52,429	39.6	27302	23806
4th District Court of Appeal	132,535	52,429	39.6	27302	23806
County Board of Education Trustee Area 2	132,535	52,429	39.6	27302	23806
Coast Community College District	132,535	52,429	39.6	27302	23806
Coast Community College District Trustee Area 1	36,636	13,967	38.1	7337	6259
Coast Community College District Trustee Area 3	78,053	31,148	39.9	16141	14231
Coast Community College District Trustee Area 4	17,846	7,314	41.0	3824	3316
Fountain Valley School District	11,864	4,815	40.6	2492	2185
Huntington Beach City School District	59,725	24,352	40.8	12667	11121
Huntington Beach City School District Trustee Area 1	12,425	5,498	44.2	3094	2285
Huntington Beach City School District Trustee Area 2	11,685	4,649	39.8	2405	2144
Huntington Beach City School District Trustee Area 3	11,646	4,384	37.6	2176	2090
Huntington Beach City School District Trustee Area 4	11,750	4,731	40.3	2380	2233
Huntington Beach City School District Trustee Area 5	12,219	5,090	41.7	2612	2369
Ocean View School District	55,441	21,092	38.0	10951	9577
Westminster School District	5,310	2,063	38.9	1128	885
Westminster School District Trustee Area 5	5,310	2,063	38.9	1128	885
Huntington Beach Union High School District	132,340	52,322	39.5	27238	23768
Los Alamitos Unified School District	195	107	54.9	64	38
Los Alamitos Unified School District Trustee Area 4	195	107	54.9	64	38
Municipal Water District Of Orange County	132,535	52,429	39.6	27302	23806
Municipal Water District of Orange County Division 4	132,535	52,429	39.6	27302	23806
Orange County Water District	132,535	52,429	39.6	27302	23806
Orange County Water District Division 6	132,535	52,429	39.6	27302	23806
Sunset Beach Sanitary District	607	256	42.2	127	120
Historical 2010 - 48th Congressional District	132,535	52,429	39.6	27302	23806
Historical 2010 - 34th Senate District	61,369	23,735	38.7	12471	10638
Historical 2010 - 37th Senate District	71,166	28,694	40.3	14831	13168
Historical 2010 - 72nd Assembly District	64,847	25,020	38.6	13190	11162
Historical 2010 - 74th Assembly District	67,688	27,409	40.5	14112	12644
Historical 2010 - State Board of Equalization (4th District)	132,535	52,429	39.6	27302	23806
Historical 2010 - 2nd Supervisorial District	132,535	52,429	39.6	27302	23806

B-City of Huntington Beach - Non-Partisan

Vote by Mail Totals					
	Party Member Registration	Party Member Ballots Cast	Turnout (%)	Yes	No
District					
Historical 2010 - County Board of Education Trustee Area 2	132,535	52,429	39.6	27302	23806
Vote by Mail Totals	132,535	52,429	39.6	27,302	23,806

## B-City of Huntington Beach - Non-Partisan

## Grand Totals

District	Party Member Registration	Party Member Ballots Cast	Turnout (%)	Yes	No
Orange County	132,535	63,143	47.6	35231	26358
Orange County	132,535	63,143	47.6	35231	26358
47th Congressional District	132,535	63,143	47.6	35231	26358
36th Senate District	132,535	63,143	47.6	35231	26358
70th Assembly District	10,668	3,962	37.1	2215	1605
72nd Assembly District	121,867	59,181	48.6	33016	24753
1st Supervisorial District	132,535	63,143	47.6	35231	26358
Huntington Beach	132,535	63,143	47.6	35231	26358
State Board of Equalization (4th District)	132,535	63,143	47.6	35231	26358
4th District Court of Appeal	132,535	63,143	47.6	35231	26358
County Board of Education Trustee Area 2	132,535	63,143	47.6	35231	26358
Coast Community College District	132,535	63,143	47.6	35231	26358
Coast Community College District Trustee Area 1	36,636	16,627	45.4	9330	6885
Coast Community College District Trustee Area 3	78,053	37,668	48.3	20930	15807
Coast Community College District Trustee Area 4	17,846	8,848	49.6	4971	3666
Fountain Valley School District	11,864	5,746	48.4	3185	2405
Huntington Beach City School District	59,725	29,617	49.6	16542	12369
Huntington Beach City School District Trustee Area 1	12,425	6,549	52.7	3880	2525
Huntington Beach City School District Trustee Area 2	11,685	5,717	48.9	3167	2422
Huntington Beach City School District Trustee Area 3	11,646	5,418	46.5	2944	2324
Huntington Beach City School District Trustee Area 4	11,750	5,702	48.5	3073	2487
Huntington Beach City School District Trustee Area 5	12,219	6,231	51.0	3478	2611
Ocean View School District	55,441	25,213	45.5	14007	10579
Westminster School District	5,310	2,447	46.1	1422	965
Westminster School District Trustee Area 5	5,310	2,447	46.1	1422	965
Huntington Beach Union High School District	132,340	63,023	47.6	35156	26318
Los Alamitos Unified School District	195	120	61.5	75	40
Los Alamitos Unified School District Trustee Area 4	195	120	61.5	75	40
Municipal Water District Of Orange County	132,535	63,143	47.6	35231	26358
Municipal Water District of Orange County Division 4	132,535	63,143	47.6	35231	26358
Orange County Water District	132,535	63,143	47.6	35231	26358
Orange County Water District Division 6	132,535	63,143	47.6	35231	26358
Sunset Beach Sanitary District	607	314	51.7	168	135
Historical 2010 - 48th Congressional District	132,535	63,143	47.6	35231	26358
Historical 2010 - 34th Senate District	61,369	28,317	46.1	15879	11737
Historical 2010 - 37th Senate District	71,166	34,826	48.9	19352	14621
Historical 2010 - 72nd Assembly District	64,847	29,891	46.1	16812	12330
Historical 2010 - 74th Assembly District	67,688	33,252	49.1	18419	14028
Historical 2010 - State Board of Equalization (4th District)	132,535	63,143	47.6	35231	26358
Historical 2010 - 2nd Supervisorial District	132,535	63,143	47.6	35231	26358

B-City of Huntington Beach - Non-Partisan

Grand Totals					
	Party Member Registration	Party Member Ballots Cast	Turnout (%)		
District				Yes	No
Historical 2010 - County Board of Education Trustee Area 2	132,535	63,143	47.6	35231	26358
Vote Center Totals	132,535	10,714	8.1	7,929	2,552
Vote by Mail Totals	132,535	52,429	39.6	27,302	23,806
Grand Totals	132,535	63,143	47.6	35,231	26,358



## C-City of Huntington Beach - Non-Partisan

## Vote Center Totals

District	Party Member Registration	Party Member Ballots Cast	Turnout (%)	Yes	No
Orange County	132,535	10,714	8.1	6,607	3,716
Orange County	132,535	10,714	8.1	6,607	3,716
47th Congressional District	132,535	10,714	8.1	6,607	3,716
36th Senate District	132,535	10,714	8.1	6,607	3,716
70th Assembly District	10,668	822	7.7	462	319
72nd Assembly District	121,867	9,892	8.1	6,145	3,397
1st Supervisorial District	132,535	10,714	8.1	6,607	3,716
Huntington Beach	132,535	10,714	8.1	6,607	3,716
State Board of Equalization (4th District)	132,535	10,714	8.1	6,607	3,716
4th District Court of Appeal	132,535	10,714	8.1	6,607	3,716
County Board of Education Trustee Area 2	132,535	10,714	8.1	6,607	3,716
Coast Community College District	132,535	10,714	8.1	6,607	3,716
Coast Community College District Trustee Area 1	36,636	2,660	7.3	1,697	889
Coast Community College District Trustee Area 3	78,053	6,520	8.4	3,962	2,308
Coast Community College District Trustee Area 4	17,846	1,534	8.6	948	519
Fountain Valley School District	11,864	931	7.8	573	319
Huntington Beach City School District	59,725	5,265	8.8	3,246	1,813
Huntington Beach City School District Trustee Area 1	12,425	1,051	8.5	682	332
Huntington Beach City School District Trustee Area 2	11,685	1,068	9.1	619	401
Huntington Beach City School District Trustee Area 3	11,646	1,034	8.9	637	354
Huntington Beach City School District Trustee Area 4	11,750	971	8.3	572	360
Huntington Beach City School District Trustee Area 5	12,219	1,141	9.3	736	366
Ocean View School District	55,441	4,121	7.4	2,536	1,460
Westminster School District	5,310	384	7.2	244	121
Westminster School District Trustee Area 5	5,310	384	7.2	244	121
Huntington Beach Union High School District	132,340	10,701	8.1	6,599	3,713
Los Alamitos Unified School District	195	13	6.7	8	3
Los Alamitos Unified School District Trustee Area 4	195	13	6.7	8	3
Municipal Water District Of Orange County	132,535	10,714	8.1	6,607	3,716
Municipal Water District of Orange County Division 4	132,535	10,714	8.1	6,607	3,716
Orange County Water District	132,535	10,714	8.1	6,607	3,716
Orange County Water District Division 6	132,535	10,714	8.1	6,607	3,716
Sunset Beach Sanitary District	607	58	9.6	39	15
Historical 2010 - 48th Congressional District	132,535	10,714	8.1	6,607	3,716
Historical 2010 - 34th Senate District	61,369	4,582	7.5	2,829	1,606
Historical 2010 - 37th Senate District	71,166	6,132	8.6	3,778	2,110
Historical 2010 - 72nd Assembly District	64,847	4,871	7.5	3,011	1,702
Historical 2010 - 74th Assembly District	67,688	5,843	8.6	3,596	2,014
Historical 2010 - State Board of Equalization (4th District)	132,535	10,714	8.1	6,607	3,716
Historical 2010 - 2nd Supervisorial District	132,535	10,714	8.1	6,607	3,716



C-City of Huntington Beach - Non-Partisan

Vote Center Totals

District	Party Member Registration	Party Member Ballots Cast	Turnout (%)	Yes	No
Historical 2010 - County Board of Education Trustee Area 2	132,535	10,714	8.1	6,607	3,716
Vote Center Totals	132,535	10,714	8.1	6,607	3,716

## C-City of Huntington Beach - Non-Partisan

Vote by Mail  
Totals

District	Party Member Registration	Party Member Ballots Cast	Turnout (%)	Yes	No
Orange County	132,535	52,429	39.6	21707	28441
Orange County	132,535	52,429	39.6	21707	28441
47th Congressional District	132,535	52,429	39.6	21707	28441
36th Senate District	132,535	52,429	39.6	21707	28441
70th Assembly District	10,668	3,140	29.4	1269	1675
72nd Assembly District	121,867	49,289	40.4	20438	26766
1st Supervisorial District	132,535	52,429	39.6	21707	28441
Huntington Beach	132,535	52,429	39.6	21707	28441
State Board of Equalization (4th District)	132,535	52,429	39.6	21707	28441
4th District Court of Appeal	132,535	52,429	39.6	21707	28441
County Board of Education Trustee Area 2	132,535	52,429	39.6	21707	28441
Coast Community College District	132,535	52,429	39.6	21707	28441
Coast Community College District Trustee Area 1	36,636	13,967	38.1	5868	7451
Coast Community College District Trustee Area 3	78,053	31,148	39.9	12827	16994
Coast Community College District Trustee Area 4	17,846	7,314	41.0	3012	3996
Fountain Valley School District	11,864	4,815	40.6	1923	2665
Huntington Beach City School District	59,725	24,352	40.8	10126	13242
Huntington Beach City School District Trustee Area 1	12,425	5,498	44.2	2610	2706
Huntington Beach City School District Trustee Area 2	11,685	4,649	39.8	1875	2586
Huntington Beach City School District Trustee Area 3	11,646	4,384	37.6	1725	2462
Huntington Beach City School District Trustee Area 4	11,750	4,731	40.3	1834	2687
Huntington Beach City School District Trustee Area 5	12,219	5,090	41.7	2082	2801
Ocean View School District	55,441	21,092	38.0	8699	11431
Westminster School District	5,310	2,063	38.9	907	1056
Westminster School District Trustee Area 5	5,310	2,063	38.9	907	1056
Huntington Beach Union High School District	132,340	52,322	39.5	21655	28394
Los Alamitos Unified School District	195	107	54.9	52	47
Los Alamitos Unified School District Trustee Area 4	195	107	54.9	52	47
Municipal Water District Of Orange County	132,535	52,429	39.6	21707	28441
Municipal Water District of Orange County Division 4	132,535	52,429	39.6	21707	28441
Orange County Water District	132,535	52,429	39.6	21707	28441
Orange County Water District Division 6	132,535	52,429	39.6	21707	28441
Sunset Beach Sanitary District	607	256	42.2	102	142
Historical 2010 - 48th Congressional District	132,535	52,429	39.6	21707	28441
Historical 2010 - 34th Senate District	61,369	23,735	38.7	9975	12699
Historical 2010 - 37th Senate District	71,166	28,694	40.3	11732	15742
Historical 2010 - 72nd Assembly District	64,847	25,020	38.6	10535	13348
Historical 2010 - 74th Assembly District	67,688	27,409	40.5	11172	15093
Historical 2010 - State Board of Equalization (4th District)	132,535	52,429	39.6	21707	28441
Historical 2010 - 2nd Supervisorial District	132,535	52,429	39.6	21707	28441

C-City of Huntington Beach - Non-Partisan

Vote by Mail  
Totals

District	Party Member Registration	Party Member Ballots Cast	Turnout (%)		
				Yes	No
Historical 2010 - County Board of Education Trustee Area 2	132,535	52,429	39.6	21707	28441
Vote by Mail Totals	132,535	52,429	39.6	21,707	28,441

## C-City of Huntington Beach - Non-Partisan

## Grand Totals

District	Party Member Registration	Party Member Ballots Cast	Turnout (%)	Yes	No
Orange County	132,535	63,143	47.6	28314	32157
Orange County	132,535	63,143	47.6	28314	32157
47th Congressional District	132,535	63,143	47.6	28314	32157
36th Senate District	132,535	63,143	47.6	28314	32157
70th Assembly District	10,668	3,962	37.1	1731	1994
72nd Assembly District	121,867	59,181	48.6	26583	30163
1st Supervisorial District	132,535	63,143	47.6	28314	32157
Huntington Beach	132,535	63,143	47.6	28314	32157
State Board of Equalization (4th District)	132,535	63,143	47.6	28314	32157
4th District Court of Appeal	132,535	63,143	47.6	28314	32157
County Board of Education Trustee Area 2	132,535	63,143	47.6	28314	32157
Coast Community College District	132,535	63,143	47.6	28314	32157
Coast Community College District Trustee Area 1	36,636	16,627	45.4	7565	8340
Coast Community College District Trustee Area 3	78,053	37,668	48.3	16789	19302
Coast Community College District Trustee Area 4	17,846	8,848	49.6	3960	4515
Fountain Valley School District	11,864	5,746	48.4	2496	2984
Huntington Beach City School District	59,725	29,617	49.6	13372	15055
Huntington Beach City School District Trustee Area 1	12,425	6,549	52.7	3292	3038
Huntington Beach City School District Trustee Area 2	11,685	5,717	48.9	2494	2987
Huntington Beach City School District Trustee Area 3	11,646	5,418	46.5	2362	2816
Huntington Beach City School District Trustee Area 4	11,750	5,702	48.5	2406	3047
Huntington Beach City School District Trustee Area 5	12,219	6,231	51.0	2818	3167
Ocean View School District	55,441	25,213	45.5	11235	12891
Westminster School District	5,310	2,447	46.1	1151	1177
Westminster School District Trustee Area 5	5,310	2,447	46.1	1151	1177
Huntington Beach Union High School District	132,340	63,023	47.6	28254	32107
Los Alamitos Unified School District	195	120	61.5	60	50
Los Alamitos Unified School District Trustee Area 4	195	120	61.5	60	50
Municipal Water District Of Orange County	132,535	63,143	47.6	28314	32157
Municipal Water District of Orange County Division 4	132,535	63,143	47.6	28314	32157
Orange County Water District	132,535	63,143	47.6	28314	32157
Orange County Water District Division 6	132,535	63,143	47.6	28314	32157
Sunset Beach Sanitary District	607	314	51.7	141	157
Historical 2010 - 48th Congressional District	132,535	63,143	47.6	28314	32157
Historical 2010 - 34th Senate District	61,369	28,317	46.1	12804	14305
Historical 2010 - 37th Senate District	71,166	34,826	48.9	15510	17852
Historical 2010 - 72nd Assembly District	64,847	29,891	46.1	13546	15050
Historical 2010 - 74th Assembly District	67,688	33,252	49.1	14768	17107
Historical 2010 - State Board of Equalization (4th District)	132,535	63,143	47.6	28314	32157
Historical 2010 - 2nd Supervisorial District	132,535	63,143	47.6	28314	32157

C-City of Huntington Beach - Non-Partisan

Grand Totals					
	Party Member Registration	Party Member Ballots Cast	Turnout (%)	Yes	No
District					
Historical 2010 - County Board of Education Trustee Area 2	132,535	63,143	47.6	28314	32157
Vote Center Totals	132,535	10,714	8.1	6,607	3,716
Vote by Mail Totals	132,535	52,429	39.6	21,707	28,441
Grand Totals	132,535	63,143	47.6	28,314	32,157



STATE OF CALIFORNIA  
COUNTY OF ORANGE                     ) ss:  
CITY OF HUNTINGTON BEACH         )

I, ROBIN ESTANISLAU, the duly elected, qualified City Clerk of the City of Huntington Beach, and ex-officio Clerk of the City Council of said City, do hereby certify that the whole number of members of the City Council of the City of Huntington Beach is seven; that the foregoing resolution was passed and adopted by the affirmative vote of at least a majority of all the members of said City Council at a **Regular** meeting thereof held on **April 2, 2024** by the following vote:

**AYES:** Moser, Bolton, Burns, Van Der Mark, Strickland, McKeon, Kalmick

**NOES:** None

**ABSENT:** None

**RECUSE:** None



---

City Clerk and ex-officio Clerk of the  
City Council of the City of  
Huntington Beach, California