

RESOLUTION NO. 2025-75

A RESOLUTION OF THE CITY COUNCIL OF THE CITY OF HUNTINGTON BEACH TO ACCEPT AND APPROVE THE DEVELOPMENT IMPACT FEE REPORT FOR FISCAL YEAR ENDING JUNE 30, 2025 AND TO MAKE THE FINDINGS AS REQUIRED BY GOVERNMENT CODE SECTION 66006(b) AND 66001(d)

WHEREAS, City has received and expended reportable development impact fees as authorized by Government Code Section 66000, *et. seq.*; and the Huntington Beach Municipal Code; and

In accordance with Government Code Section 66006(a), the City has established and maintained separate funds for each development impact fee in a manner to avoid any commingling of the fees with other revenues and funds for the City, except for temporary investments, and has expended those fees solely for the purpose for which the fees were collected; and

Pursuant to Government Code Section 66006(b)(1), the City is required to prepare and make available to the public within one hundred eighty (180) days after the last day of each fiscal year, information describing the type of fee in each account or fund, the amount of the fee, the beginning and ending balance of the account or fund, the amount of the fees collected and interest earned, and details regarding the use of the fees; and

Pursuant to Government Code Section 66001(d)(1), the City is required, for the fifth fiscal year following the first deposit into the account or fund, and every five years thereafter, to make specified findings with respect to that portion of the account or fund that remains unexpended, whether committed or uncommitted; and

Pursuant to Government Code Section 66001(d)(2), the fifth year findings must be made in connection with the public information required by Government Code Section 66006(b); and

Pursuant to Government Code Section 66006(b)(2), the City must review the information made available to the public pursuant to Section 66006 at a regularly scheduled public meeting occurring not less than 15 days after the information is made public; and

Pursuant to Government Code Section 66001(e), except as otherwise provided by law, when sufficient funds have been collected, as determined pursuant to Government Code Section 66006(b)(1)(F), to complete financing on an incomplete public improvement identified in Government Code section 66001(a)(2), and the public improvements remain incomplete, the City must identify an appropriate date by which the construction of the public improvements will be commenced, or must refund to the then current record owner or owners of the lots or units of the development project or projects on a prorated basis, the unexpended portion of the fee, and any interest accrued thereon; and

The Development Impact Fee Report for Fiscal Year End June 30, 2025 (the "DIF Report") attached hereto as Exhibit "A", provides the information required by Government Code

Section 66006(b) to be made available to the public on an annual basis for the following development impact fees:

- A Law Enforcement Facilities Development Impact Fee as approved by Ordinance No. 3942, passed on July 2, 2012 and codified in Chapter 17.75 of the Huntington Beach Municipal Code, to fund the costs of providing police services attributable to new residential and nonresidential construction
- A Fire Facilities Development Impact Fee as approved by Ordinance No. 3943 Development Impact Fees for Fire Facilities, passed on July 2, 2012 and codified in Chapter 17.74 of the Huntington Beach Municipal Code, to fund the costs of providing additional fire suppression/medic facilities, vehicles and specialty equipment attributable to new residential and nonresidential construction
- A Fair Share Traffic Impact Mitigation Fee as approved by Ordinance No. 3944, passed on July 2, 2012 and codified in Chapter 17.65 of the Huntington Beach Municipal Code, to ensure that the adopted Level of Service standards for arterial roadways and signalized intersections are maintained when new development is constructed within the City limits and that new developments pay their fair share toward short- and long-term transportation improvements
- A Library Development Impact Fee as approved by Ordinance No. 3945, passed on July 2, 2012 and codified in Chapter 17.67 of the Huntington Beach Municipal Code, to fund the costs of expansion of the amount of library space and the number of collection items attributable to new residential construction
- A Parkland Acquisition and Park Facilities Development Impact Fee, as approved by Ordinance No. 3946, passed on July 2, 2012 and codified in Chapter 17.76 of the Huntington Beach Municipal Code, to fund the costs of providing the acquisition, relocation and expansion of parkland and park facilities development attributable to new residential and nonresidential construction
- A Sanitary Sewer Facilities Fee, pursuant to Chapter 14.36 of the Huntington Beach Municipal Code, to fund sewer capacity enhancements to accommodate new development requiring service from the City sewer system
- A Drainage Facilities Fee, pursuant to Section 14.48.050 of the Huntington Beach Municipal Code, restricted to use for drainage system enhancements
- An In-Lieu Parking Fee, pursuant to Chapter 231.10 of the Huntington Beach Zoning Code, to create future parking opportunities and to facilitate vehicular traffic and pedestrian movement as part of the Downtown Specific Plan

The DIF Report was made available to the public on December 1, 2025, more than 15 days prior to the regularly scheduled meeting held on December 16, 2025, of the City Council of the City of Huntington Beach; and

The City first collected and deposited fees in Fiscal Year 2012-13; and

The City Council now wishes to accept the DIF Report and to make requisite findings relating to unexpended funds for the five-year period ending with Fiscal Year June 30, 2025.

NOW, THEREFORE, BE IT HEREBY RESOLVED by the City Council of the City of Huntington Beach, the following:

1. The foregoing recitals and determinations are true and correct.
2. The City has timely made available to the public the requisite information and proposed findings concerning the development impact fees received, deposited, invested and expended by the City.
3. The City Council at its regularly scheduled public meeting of December 16, 2025, has publicly reviewed the following information as contained in the DIF Report and finds that it complies with Government Code Section 66006(b), establishing the requirements for annual reporting on development impact fees:
 - A. A brief description of the type of fee in the account or fund;
 - B. The amount of the fee;
 - C. The beginning and ending balance of the account or fund;
 - D. The amount of the fees collected and interest earned;
 - E. An identification of each public improvement on which fees were expended and the amount of expenditures on each improvement including the total percentage of the cost of the public improvement that was funded with fees;
 - F.
 - (i) An identification of an approximate date by which the construction of the public improvement will commence if the local agency determines that sufficient funds have been collected to complete financing on an incomplete public improvement, as identified in Paragraph 2 of subdivision (1) of Section 66001, and the public improvement remains incomplete.
 - (ii) An identification of each public improvement identified in a previous report pursuant to clause (i) and whether construction on the approximate date noted in the previous report.
 - (iii) For a project identified pursuant to clause (ii) for which construction did not commence by the approximate date provided in the previous report, the reason for the delay and a revised approximate date that the local agency will commence construction.
 - G. A description of each interfund transfer or loan made from the account or fund, including the public improvement on which the transferred or loaned fees will be expended, and, in the case of an interfund loan, the date on which the loan will be repaid and the rate of interest that the account or fund will receive on the loan.
 - H. The amount of refunds made pursuant to subdivision (e) of Section 66001, the number of persons or entities identified to receive those funds, and any allocations pursuant to subdivision (f) of Section 66001.

4. The City Council finds that the DIF Report contains the following requisite information to support making the findings relating to unexpended funds, pursuant to Government Code Section 66001(d) as of the end of Fiscal Year 2024-25:

- a. Identify the purpose to which the fee is to be put;
- b. Demonstrate a reasonable relationship between the fee and the purpose for which it is charged;
- c. Identify all sources and amounts of funding anticipated to complete financing in incomplete improvements; and
- d. Designate the approximate dates on which the anticipated funding is expected to be deposited into the appropriate account or fund.

5. The City Council finds that all fees, payments, and expenditures have been collected, deposited, invested and expended in compliance with all applicable provisions of Government Code Section 66000, *et. seq.*

6. The City Council finds that no refunds or allocations of fees are required pursuant to Government Code Section 66001(e).

7. The City Council finds that the City is in compliance with the annual reporting requirements of Government Code Section 66006(b)(1) for Fiscal Year 2024-25.

8. The City Council finds that the City is in compliance with Government Code Section 66001(d) relative to making required fifth year findings for the period beginning in Fiscal Year 2019-20 and ending Fiscal Year 2024-25.

PASSED AND ADOPTED by the City Council of the City of Huntington Beach at a regular meeting thereof held on the 16th day of December, 2025.




Mayor

REVIEWED AND APPROVED:



City Manager

APPROVED AS TO FORM:



City Attorney *pe*

INITIATED AND APPROVED:



Chief Financial Officer

EXHIBIT A
DEVELOPMENT IMPACT FEE REPORT

CITY OF HUNTINGTON BEACH

Development Impact Fee Report

FOR FISCAL YEAR END

June 30, 2025



**City of Huntington Beach
Development Impact Fee Report
Fiscal Year Ended
June 30, 2025**



**Submitted by
Zack Zithisakthanakul
Assistant Chief Financial Officer**




Table of Contents

City Council Directory	I
City Officials Directory	II
Transmittal Letter.....	1
Introduction	
Legal Requirements for Development Impact Fee Reporting	2
Description of Development Impact Fees	4
Development Impact Fee Master Fee Schedule.....	8
Development Impact Fee Report	
Statement of Revenues, Expenditures and Changes in Fund Balance Summary	11
Financial Summary Report	
Parkland Acquisition and Park Facilities Development Impact Fees	12
Police Facilities Development Impact Fees	14
Fire Facilities Development Impact Fees	16
Library Development Impact Fees	17
In-Lieu Parking Fees	19
Planned Local Drainage Facilities Fund	21
Sanitary Sewer Facilities Fund	23
Fair Share Traffic Impact Mitigation Fee Program	25
Development Impact Fee Project Identification	
Funding of Infrastructure	27
Newly Identified and Future Public Improvement Projects	28
Previously Identified Public Improvement Projects	30



City Council Directory




Pat Burns
Mayor



Casey McKeon
Mayor Pro Tempore



Andrew Gruel
Council Member



Don Kennedy
Council Member



Butch Twining
Council Member



Gracey Van Der Mark
Council Member



Chad Williams
Council Member



Elected Officials

City Attorney Michael Vigliotta (Appointed)
City Clerk Lisa Lane Barnes
City Treasurer Jason Schmitt (Appointed)

City Manager's Office

City Manager Travis Hopkins
Assistant City Manager Marissa Sur

Department Directors

Community Development..... Jennifer Villaseñor
Community and Library Services Ashley Wysocki
Finance (Interim)..... Robert Torrez
Fire Eric McCoy
Information Services John Dankha
Human Resources Marissa Sur
Police Eric Parra
Public Works Chau Vu

Transmittal Letter



Development Impact Fee Report
Fiscal Year End June 30, 2025



CITY OF HUNTINGTON BEACH

2000 Main Street, Huntington Beach, CA 92648

FINANCE DEPARTMENT

December 1, 2025

Dear Mayor and Members of the City Council:

The City Council approved the establishment of Development Impact Fees through the enactment of Government Code Sections 66001 through 66009. Four ordinances have been adopted establishing development impact fees for Parkland Acquisition and Park Facilities, Police Facilities, Fire Facilities, and Library. The law requires any local agency that imposes development impact fees to prepare an annual report providing specific information about those fees. Additionally, three Public Works facilities improvement fees – Planned Local Drainage, Sanitary Sewer Facilities, and Fair Share Traffic Impact Mitigation Program – and one Community Development fee – In-Lieu Parking – collected for development projects are also included in the annual compliance report requirement.

In accordance with the provisions of the California Government Code Section 66006 (b) and 66001 (d), as amended by Assembly Bill (A) 518 and Senate Bill (SB) 1693, I hereby submit the Development Impact Fee (DIF) Report for the City of Huntington Beach, California for the fiscal year (FY) ended June 30, 2024.

DIFs are charged by local governmental agencies in connection with approval of development projects. The purpose of these fees is to defray all or a portion of the cost of public facilities related to the development project. The legal requirements for enactment of a DIF program are set forth in Government Code 66000-66025 (the "Mitigation Fee Act"), the bulk of which was adopted as 1987's AB 1600 and thus commonly referred to as "AB 1600 requirements".

DIFs are collected at the time a building permit is issued for mitigating the impacts caused by new development on the City's infrastructure. Fees are used to finance the acquisition, construction and improvement of public facilities needed because of this new development. A separate fund has been established to account for each of the City's adopted DIFs.

State law requires the City prepare and make available to the public the DIF Report within 180 days after the last day of each fiscal year. The City Council must review the annual report at a regular scheduled public meeting not less than fifteen days after the information is made available to the public. This report was filed with the City Clerk's office and available for public review on December 1, 2025.

Sincerely,

Zack Zithisakthanakul
Assistant Chief Financial Officer

Introduction



Development Impact Fee Report
Fiscal Year End June 30, 2025



Legal Requirements for Development Impact Fee Reporting

California Government Code Section 66006 (b)

California Government Code Section 66006 (b) defines the specific reporting requirements for local agencies that impose AB 1600 DIFs on new development. Annually, for each separate fund established for the collection and expenditure of DIFs, the local agency shall, within 180 days of the close of the fiscal year, make available to the public the information shown below for the most recent fiscal year.

- a) A brief description of the type of fee in the account or fund.
- b) The amount of the fee.
- c) The beginning and ending balance of the account or fund.
- d) The amount of the fees collected and interest earned.
- e) An identification of each public improvement on which fees were expended and the amount of the expenditures on each improvement, including the total percentage of the cost of the public improvement that was funded with fees.
- f)
 - (i) An identification of an approximate date by which the construction of the public improvement will commence if the local agency determines that sufficient funds have been collected to complete financing on an incomplete public improvement, as identified in paragraph (2) of subdivision (a) of Section 66001, and the public improvement remains incomplete.
 - (ii) An identification of each public improvement identified in a previous report pursuant to clause (i) and whether construction began on the approximate date noted in the previous report.
 - (iii) For a project identified pursuant to clause (ii) for which construction did not commence by the approximate date provided in the previous report, the reason for the delay and a revised approximate date that the local agency will commence construction.
- g) A description of each interfund transfer or loan made from the account or fund, including the public improvement on which the transferred or loaned fees will be expended, and, in the case of an interfund loan, the date on which the loan will be repaid, and the rate of interest that the account or fund will receive on the loan.
- h) The amount of refunds made pursuant to subdivision (e) of Section 66001 and any allocations pursuant to subdivision (f) of Section 66001.

California Government Code Section 66001 (d)

For all funds established for the collection and expenditure of DIFs, California Government Code Section 66001 (d) has additional requirements. For the fifth fiscal year following the first deposit into the fund and every five years thereafter, the local agency shall make all of the following findings with respect to that portion of the fund remaining unexpended, whether committed or uncommitted:

- a) Identify the purpose to which the fee is to be put.
- b) Demonstrate a reasonable relationship between the fee and purpose for which it is charged.
- c) Identify all sources and amounts of funding anticipated to complete financing in incomplete improvements identified in paragraph (2) of subdivision (a).
- d) Designate the approximate dates on which the funding referred to in subparagraph (c) is expected to be deposited into the appropriate account or fund.



California Government Code Section 66002

The State of California Government Code Section 66002 states that:

- a) Any local agency, which levies a fee subject to Section 66001, may adopt a capital improvement plan, which shall indicate the approximate location, size, time of availability, and estimates of cost for all facilities or improvements to be financed with the fees.
- b) The capital improvement plan shall be adopted by, and shall be annually updated by, a resolution of the governing body of the local agency adopted at a noticed public hearing. Notice of the hearing shall be given pursuant to Section 65090. In addition, mailed notice shall be given to any city or county, which may be significantly affected by the capital improvement plan. This notice shall be given no later than the date the local agency notices the public hearing pursuant to Section 65090. The information in the notice shall be not less than the information contained in the notice of public hearing and shall be given by first-class mail or personal delivery.
- c) "Facility" or "improvement," as used in this section, means any of the following:
 - 1) Public buildings, including schools and related facilities; provided that school facilities shall not be included if Senate Bill 97 of the 1987–88 Regular Session is enacted and becomes effective on or before January 1, 1988.
 - 2) Facilities for the storage, treatment, and distribution of nonagricultural water.
 - 3) Facilities for the collection, treatment, reclamation, and disposal of sewage.
 - 4) Facilities for the collection and disposal of storm waters and for flood control purposes.
 - 5) Facilities for the generation of electricity and the distribution of gas and electricity.
 - 6) Transportation and transit facilities, including but not limited to streets and supporting improvements, roads, overpasses, bridges, harbors, ports, airports, and related facilities.
 - 7) Parks and recreation facilities.
 - 8) Any other capital project identified in the capital facilities plan adopted pursuant to Section 66002.



Description of Development Impact Fees

Parkland Acquisition and Park Facilities Development Impact Fees

Background: On June 18, 2012, the City Council approved the introduction of Ordinance No. 3946, which amended the Huntington Beach Municipal Code (HBMC) by adding Chapter 17.76 relating to Parkland Acquisition and Park Facilities Development Impact Fees. The second reading of the Ordinance was approved on July 2, 2012.

Fee Description: Per HBMC 17.76.090, the funds collected from Parkland Acquisition and Park Facilities Development Impact Fee shall be used to fund the "costs of providing the acquisition, relocation and expansion of parkland and park facilities development, attributable to new residential and nonresidential construction." Therefore, the expenses included in this report represent all costs associated with the planning, design, and construction stages of an eligible project, including staffing and professional design consultant costs.

Specifically, the fees may be used as summarized below.

- 1) The acquisition of additional property for the expansion of parkland and community facilities development;
- 2) The construction of new parks and park facilities and community use facilities;
- 3) The funding of a master plan to identify capital facilities to serve new parkland and park facilities and community use facilities development;
- 4) The cost of financing, projects identified in the City's General Plan, the Master Facilities Plan included in the Nexus Report, the City's Capital Improvement Plan, the adopted annual City of Huntington Beach budget, or City Council approved park acquisition and development projects.

Since the City's CIP generally includes projects and upgrades to existing facilities of \$50,000 or more, all eligible park improvements may not meet the minimum qualifications required to be included in the City's CIP. However, projects and improvement less than the \$50,000 threshold are still eligible park expenses as long as they are included in the documents referenced in item 4 above of the City's adopted annual budget. Examples of these types of expenditures include the City's annual park license fees with Southern California Edison. Since these expenses are included in the City's budget, they are eligible and included in this report.

Police Facilities Development Impact Fees

Background: On June 18, 2012, the City Council approved the introduction of Ordinance No. 3942, which amended the Huntington Beach Municipal Code (HBMC) by adding Chapter 17.75 relating to Law Enforcement Facilities Impact Fees. The second reading of the Ordinance was approved on July 2, 2012.

Fee Description: Per HBMC 17.75.090, the funds collected from the Police Facilities Development Impact Fee shall be used to fund the costs of providing police services attributable to new residential and nonresidential construction and shall include:

- 1) The costs of providing the acquisition, construction, furnishing of new buildings;
- 2) Purchase of new specialty equipment and vehicles
- 3) Development of a Master Plan to identify capital facilities;



Police Facilities Development Impact Fees (Continued)

- 4) The cost of financing, projects identified in the City's General Plan, the Master Facilities Plan included in the Nexus Report, the City's Capital Improvement Plan, or City Council approved development projects

Fire Facilities Development Impact Fees

Background: On June 18, 2012, the City Council approved the introduction of Ordinance No. 3942, which amended the Huntington Beach Municipal Code (HBMC) by adding Chapter 17.74 relating to Fire Facilities Development Impact Fees. The second reading of the Ordinance was approved on July 2, 2012.

Fee Description: Per HBMC 17.74.090, the funds collected from the Fire Facilities Development Impact Fees shall be used to fund the costs of providing additional Fire suppression/medic facilities, vehicles and specialty equipment attributable to new residential and nonresidential construction and shall include:

- 1) The acquisition of additional property for Fire Department facilities;
- 2) The construction of new facilities for Fire Department services;
- 3) The furnishing of new buildings or facilities for Fire Department services;
- 4) The purchase of new specialty equipment and vehicles for Fire Department services;
- 5) The funding of a Master Plan to identify capital facilities to serve new Fire Department development;
- 6) The cost of financing projects identified in the City's General Plan, the Master Facilities Plan included in the Nexus Report, the City's Capital Improvement Plan, or City Council approved development projects.

Library Development Impact Fees

Background: On June 18, 2012, the City Council approved the introduction of Ordinance No. 3945, which amended the Huntington Beach Municipal Code (HBMC) by adding Chapter 17.67 relating to Library Development Impact Fees. The second reading of the Ordinance was approved on July 2, 2012.

Fee Description: Per HBMC 17.67.065, the funds collected from the Library Development Impact Fees shall be used to fund the costs of expansion of the amount of library space and the number of collection items attributed to the new residential construction and shall include:

- 1) The acquisition of additional property for Library construction;
- 2) The construction of new facilities for Library services;
- 3) The furnishing of new buildings or facilities for Library services;
- 4) The purchase of Library collections to expand collections;
- 5) The funding of master plan to identify capital facilities;
- 6) To serve new users and patrons;
- 7) The cost of financing, projects identified in the City's General Plan, the Master Facilities Plan included in the Nexus Report, the City's Capital Improvement Plan, or City Council approved development projects.



In-Lieu Parking Fee Program

Fee Description: The In-Lieu Parking Fee Program (In-Lieu Parking Fee) is intended to implement the goals and objectives of the Downtown Specific Plan by creating parking opportunities and facilitating vehicular traffic and pedestrian movement.

In accordance with Chapter 231.10 of the Huntington Beach Zoning Code, parking requirements for private property uses within the Downtown Specific Plan Area may be met by payment of an "in-lieu" fee for providing parking in a parking facility subject to conditional use permit approval by the Planning Commission.

In-Lieu Parking funds shall be used only for creating opportunities for additional parking, including, but not limited to, programs such as valet, re-striping, shuttle, trolley, and other similar programs resulting in the provision of additional parking or construction of surface or structured parking and associated design costs in District 1 of the Downtown Specific Plan. These types of projects can be quite expensive and can involve right-of-way acquisition and property impacts. As such, parking in-lieu funds are typically accumulated over several fiscal years until sufficient funds are available to undertake these types of projects.

Sanitary Sewer Facilities Fund

Fee Description: The Sanitary Sewer Facilities Fund (Sewer Fund) is a development fee that is restricted to use for sewer capacity enhancements. The fee is unrelated to the monthly Sewer Service Charge used for operations and maintenance of the existing sewer system. In accordance with Section 14.36.070 (d) of the Huntington Beach Municipal Code (HBMC), the Public Works Department is required to prepare an annual report of the status of the Sewer Fund for the City Council.

The Sewer Fund is intended to implement the goals and objectives of the current Sewer Master Plan. Funds collected and deposited to the fund may be expended solely for the construction or reimbursement for construction of sanitary sewer facilities.

Planned Local Drainage Facilities Fund

Fee Description: The Planned Local Drainage Facilities Fund (Drainage Fund) is a development fee that is restricted to use for drainage system enhancement. In accordance with Section 14.48.050 (d) of the Huntington Beach Municipal Code (HBMC), the Public Works Department is required to prepare an annual report of the status of the Drainage Fund for the City Council.

The Drainage Fund is intended to implement the goals and objectives of the current Drainage Master Plan. Funds collected and deposited to the fund may be expended solely for the construction or reimbursement for construction of drainage facilities.

Fair Share Traffic Impact Mitigation Fee Program

Fee Description: The Fair Share Traffic Impact Mitigation Fee Program (Traffic Impact Fee) is intended to implement the goals and objectives of the General Plan by providing revenue to ensure that the adopted Level of Service standards for arterial roadways and signalized intersections are maintained when new development is constructed within the City limits and that these developments pay their fair share towards short and long term transportation improvements.



Fair Share Traffic Impact Mitigation Fee Program (Continued)

In accordance with Section 17.65.130 of the Huntington Beach Municipal Code (HBMC), the Public Works Department is required to prepare an annual report of the status of the Traffic Impact Fee for the City Council.

Uses of Traffic Impact Fee funds are restricted to roadway capacity projects or other projects that affect the performance of the street system to offset the impacts of traffic generated by new development. Often, these types of projects are quite expensive and can involve right-of-way acquisition and property impacts. Staff has been developing projects to address some key roadway capacity areas in the City that are also larger scale projects. With expenditures that can be millions of dollars, staff has recommended that the Traffic Impact Fee fund accumulate a significant balance in order to make pursuit of those projects financially possible in the future. However, it is important to develop a program for fund expenditure to ensure the timely use of funds that are collected under this program.



Master Fee Schedule

Development Impact Fees (amended on 12/17/18 to include ADU DIF)

Land Use	Law Enforcement Facilities	Fire Suppression Facilities	Circulation Systems (Streets, Signals, Bridges)	Public Library Facilities	Parkland/ Open Space & Facilities (No Tract Map)
Detached Dwelling Units (per Unit)	\$ 362.05	\$ 844.11	\$ 2,385.00	\$ 1,179.72	\$ 16,554.73
Attached Dwelling Units (per Unit)	\$ 746.48	\$ 349.85	\$ 1,597.00	\$ 866.48	\$ 12,732.84
Accessory Dwelling Units (per Unit)	\$ 183.50	\$ 86.00	\$ 341.00	\$ 213.00	\$ 3,130.00
Mobile Home Dwelling Units (per Unit)	\$ 337.64	\$ 1,449.23	\$ 1,248.00	\$ 708.85	\$ 10,222.88
Hotel/Motel Lodging Units (per Unit)	No Fee	No Fee	\$172/trip	\$0.041/SF	\$0.234/SF
Resort Lodging Units (per Unit)	No Fee	No Fee	\$172/trip	\$0.041/SF	\$0.234/SF
Commercial/Office Uses (per sq. ft.)	\$ 0.953	\$ 0.301	\$ 4.175	No Fee	\$ 0.897
Industrial/Manufacturing Uses (per sq. ft.)	\$ 0.406	\$ 0.0275	\$ 1.716	No Fee	\$ 0.730

In-Lieu Parking Fees (effective July 1, 2025)

Rate	
\$ 33,090.00	/ Parking Space
10.13%	variable annual interest *

Note: *only applicable when fee is not paid in lump sum



Master Fee Schedule

Sewer Connection Fees (effective July 1, 2025)

Residential		
Single Family Dwelling Unit		\$ 2,620
Multiple Family Dwelling Unit		\$ 2,142
Non-Residential (based on water meter size relationship to Equivalent Dwelling Unit, EDU)		
<i>Meter Size & Type</i>	<i>EDU's</i>	<i>Charge</i>
3/4"	1	\$ 2,976
1"	2	\$ 5,955
1 1/2"	3	\$ 8,932
2"	5	\$ 14,890
3"	11	\$ 32,758
4" Compound	17	\$ 50,625
4" Domestic & Turbine	33	\$ 98,273
6" Compound	33	\$ 98,273
6" Domestic & Turbine	67	\$ 210,529
8" Domestic	117	\$ 348,416
10" Domestic	183	\$ 541,842

Drainage Fee (effective July 1, 2025)

Rate
\$ 16,389.00 /Acre



Master Fee Schedule

Schedule of Rates for Traffic Impact Fees

(updated May 2023 and August 2025)

Land Use	Cost per 1000 sq. ft, dwelling unit or other unit		
	May 2023	July 2024	
RESIDENTIAL LAND USES (per Unit)			
Detached Dwelling Unit	\$ 2,943.88	\$ 3,023.37	/Unit
Apartment	\$ 2,067.53	\$ 2,123.35	/Unit
Condominium/ Townhouse	\$ 1,803.77	\$ 1,852.48	/Unit
Mobile Home Dwelling	\$ 1,540.01	\$ 1,581.59	/Unit
RESORT/TOURIST (per Unit or Entry Door)			
Hotel	\$ 2,033.50	\$ 2,088.41	/Room
All Suites Hotel	\$ 1,216.69	\$ 1,249.54	/Room
Motel	\$ 1,403.88	\$ 1,441.78	/Room
INDUSTRIAL (per 1,000 SF)			
General Light Industrial	\$ 2,475.34	\$ 2,429.18	/1,000 sf
Heavy Industrial	\$ 2,395.21	\$ 2,350.55	/1,000 sf
Manufacturing	\$ 1,095.20	\$ 1,074.77	/1,000 sf
Warehousing	\$ 1,763.01	\$ 1,730.14	/1,000 sf
COMMERCIAL (per 1,000 SF)			
Office Park	\$ 2,773.72	\$ 2,848.61	/1,000 sf
Research Park	\$ 1,871.84	\$ 1,922.38	/1,000 sf
Business Park	\$ 3,496.92	\$ 3,591.34	/1,000 sf
Bldg. Materials/Lumber Store	\$ 5,368.77	\$ 5,513.72	/1,000 sf
Garden Center	\$ 4,288.22	\$ 4,404.00	/1,000 sf
Movie Theater	\$ 450.94	\$ 463.12	/1,000 sf
Church	\$ 1,080.56	\$ 1,109.74	/1,000 sf
Medical-Dental Office	\$ 8,312.66	\$ 8,537.11	/1,000 sf
General Office Building	\$ 2,680.13	\$ 2,752.49	/1,000 sf
Shopping Center	\$ 5,521.93	\$ 5,671.02	/1,000 sf
Hospital	\$ 2,093.05	\$ 2,149.56	/1,000 sf
Discount Center	\$ 11,511.80	\$ 11,822.62	/1,000 sf
High-Turnover Restaurant	\$ 1,625.09	\$ 1,668.97	/1,000 sf
Convenience Market	\$ 7,972.33	\$ 8,187.58	/1,000 sf
Office Park	\$ 2,552.51	\$ 2,621.42	/1,000 sf
OTHER (as noted)			
Cemetery	\$ 561.54	\$ 576.70	/Acre
Service Station/Market (avg)	\$ 19,696.84	\$ 20,228.65	/Fuel Position
Service Station w/Car Wash	\$ 18,173.84	\$ 18,664.53	/Fuel Position

Development Impact Fee Report



Development Impact Fee Report
Fiscal Year End June 30, 2025



Statement of Revenues, Expenditures and Changes in Fund Balance
For the Fiscal Year Ended June 30, 2025 *
Development Impact Fees

Description	Parkland Acquisition & Park Facilities	Police Facilities	Fire Facilities	Library Facilities	In-Lieu Parking Fund	Drainage Facilities Fund	Sewer Facilities Fund	Traffic Impact Fees
Revenues								
Fees	351,777	79,719	41,237	83,640	289,172	233,956	511,059	148,136
Interest	91,999	49,114	41,608	37,438	-	98,694	69,933	130,291
Other Revenue	-	-	-	-	-	111,123	73,201	459
Total Revenues	443,776	128,833	82,845	121,078	289,172	443,773	654,193	278,886
Expenditures								
Expenditures	630,926	230,058	-	69,252	12,239	1,370,876	373,849	1,115,164
Loan Refunds Under								
Total Expenditures	630,926	230,058	-	69,252	12,239	1,370,876	373,849	1,115,164
Rev Over/(Under) Exp	(187,150)	(101,225)	82,845	51,826	276,933	(927,104)	280,344	(836,278)
Beginning Fund Balance	2,981,003	1,583,770	1,237,154	1,103,753	938,764	3,596,072	1,927,084	4,304,559
Ending Fund Balance	2,793,853	1,482,545	1,319,999	1,155,579	1,215,697	2,668,968	2,207,428	3,468,281

*Note: Unaudited Actual

Financial Summary Report



Development Impact Fee Report
Fiscal Year End June 30, 2025



Financial Summary Report

Park Acquisition and Park Facilities Development Impact Fees For the Fiscal Year Ended June 30, 2025 Last Five Fiscal Years

Description	FY 20/21	FY 21/22	FY 22/23	FY 23/24	*FY 24/25
Revenues					
Fees	788,972	440,288	970,706	407,246	351,777
Interest	3,088	62,860	70,307	88,965	91,999
Other Revenue					
Total Revenues	792,060	503,148	1,041,013	496,211	443,776
Expenditures					
Expenditures	3,556,058	5,176,320	2,971,362	1,273,657	630,926
Interfund Transfer or Loan					
Refunds Under Section 66001(e)					
Total Expenditures	3,556,058	5,176,320	2,971,362	1,273,657	630,926
Rev Over/(Under) Exp	(2,763,998)	(4,673,172)	(1,930,349)	(777,446)	(187,150)
Beginning Fund Balance	13,125,968	10,361,970	5,688,798	3,758,449	2,981,003
Ending Fund Balance	10,361,970	5,688,798	3,758,449	2,981,003	2,793,853

Note: *Unaudited Actual

Fiscal Year 2024/25 Public Improvement Project Expenditures

Project	FY 24/25 Project Expenditures	Amount Funded by Impact Fees	Amount Funded by Other	Percent of Cost Funded by Fees
LeBard Park Improvements	185,522	185,522		100%
Library Fountain	4,516	4,516		100%
Edison Park Reconfiguration	41,402	41,402		100%
Marina Park Reconfiguration	63,567	63,567		100%
Seely Park Playground	13,271	13,271		100%
Trinidad Park Playground	2,297	2,297		100%
Prince Park Signs	13,075	13,075		100%
Vella Park Signs	11,275	11,275		100%
Shipley to Shore Signs	4,107	4,107		100%
Personnel	184,285	184,285		100%
Park Leases / Operating	11,573	11,573		100%
Park Master Plan	34,500	34,500		100%
Encyclopedia Lot	61,536	61,536		100%
Grand Total	630,926	630,926	-	100%



Park Acquisition and Park Facilities Development Impact Fees

Park Acquisition and Park Facilities Development Impact Fees posted revenues of \$351,777 in fees and \$91,999 in interest for a total of \$443,776 in FY 2024/25. Expenditures for the FY 2024/25 totaled \$630,926. The projects include the LeBard Park Improvements, Library Fountain, Edison Park Reconfiguration, Marina Park Reconfiguration, Seely Park Playground, Trinidad Park Playground, Prince Park Signs, Vella Park Signs, Shipley to Shore Signs, Personnel, Park Leases / Operating, and Park Master Plan.

Park Acquisition and Park Facilities Development Impact Fees reports no funds being held past the fifth year and first deposit. Future projects are identified in the Development Impact Fee Project Identification section of this compliance report.

No Park Acquisition and Park Facilities Development Impact Fees were loaned, and no refunds were made due to protests during this reporting period.



Financial Summary Report

Police Facilities Development Impact Fees For the Fiscal Year Ended June 30, 2025 Last Five Fiscal Years

Description	FY 20/21	FY 21/22	FY 22/23	FY 23/24	*FY 24/25
Revenues					
Fees	154,900	149,993	824,434	68,160	79,719
Interest	9,948	19,691	38,003	44,939	49,114
Other Revenue					
Total Revenues	164,848	169,684	862,437	113,099	128,833
Expenditures					
Expenditures	-	150,336	488,233	845,818	230,058
Interfund Transfer or Loan					
Refunds Under Section 66001(e)					
Total Expenditures	-	150,336	488,233	845,818	230,058
Rev Over/(Under) Exp	164,848	19,348	374,204	(732,719)	(101,225)
Beginning Fund Balance	1,758,089	1,922,937	1,942,285	2,316,489	1,583,770
Ending Fund Balance	1,922,937	1,942,285	2,316,489	1,583,770	1,482,545

Note: *Unaudited Actual

Fiscal Year 2024/25 Public Improvement Project Expenditures

Project	FY 24/25 Project Expenditures	Amount Funded by Impact Fees	Amount Funded by Other Sources	Percent of Cost Funded by Fees
Communications Center Reconfiguration	976,170	8,180	967,989	1%
PD Training Center	83,437	83,437		100%
K-9 Training Center	138,440	138,440		100%
Grand Total	1,198,047	230,058	967,989	19%



Police Facilities Development Impact Fees

Police Facilities Development Impact Fees posted revenues of \$79,719 in fees and \$49,114 in interest for a total of \$128,833 in FY 2024/25. Expenditures for the FY 2024/25 totaled \$230,058. The projects include the Communications Center Reconfiguration, PD Training Center, , and K-9 Training Center.

Police Facilities Development Impact Fees Fund reports funds being held past the fifth year and first deposit. Future projects are identified in the Development Impact Fee Project Identification section of this compliance report.

No Police Facilities Development Impact Fees were loaned, and no refunds were made due to protests during this reporting period.



Financial Summary Report

Fire Facilities Development Impact Fees For the Fiscal Year Ended June 30, 2025 Last Five Fiscal Years

Description	FY 20/21	FY 21/22	FY 22/23	FY 23/24	*FY 24/25
Revenues					
Fees	99,561	64,895	79,133	75,340	41,237
Interest	5,042	9,959	17,248	31,073	41,608
Other Revenue					
Total Revenues	104,603	74,854	96,381	106,413	82,845
Expenditures					
Expenditures	-	72,914	1,499	-	-
Interfund Transfer or Loan					
Refunds Under Section 66001(e)					
Total Expenditures	-	72,914	1,499	-	-
Rev Over/(Under) Exp	104,603	1,940	94,882	106,413	82,845
Beginning Fund Balance	929,316	1,033,919	1,035,859	1,130,741	1,237,154
Ending Fund Balance	1,033,919	1,035,859	1,130,741	1,237,154	1,319,999

Note: *Unaudited Actual

Fire Facilities Development Impact Fees posted revenues of \$41,237 in fees and \$41,608 in interest for a total of \$82,845 in FY 2024/25.

Fire Facilities Development Impact Fees Fund reports funds being held past the fifth year and first deposit. Future projects are identified in the Development Impact Fee Project Identification section of this compliance report.

No Fire Facilities Development Impact Fees were loaned, and no refunds were made due to protests during this reporting period.



Financial Summary Report

Library Development Impact Fees For the Fiscal Year Ended June 30, 2025 Last Five Fiscal Years

Description	FY 20/21	FY 21/22	FY 22/23	FY 23/24	*FY 24/25
Revenues					
Fees	104,299	77,394	103,468	107,931	83,640
Interest	1,084	9,669	16,313	27,391	37,438
Other Revenue					
Total Revenues	105,383	87,063	119,781	135,322	121,078
Expenditures					
Expenditures	349,272	83,528	88,860	52,124	69,252
Interfund Transfer or Loan					
Refunds Under Section 66001(e)					
Total Expenditures	349,272	83,528	88,860	52,124	69,252
Rev Over/(Under) Exp	(243,889)	3,535	30,921	83,198	51,826
Beginning Fund Balance	1,229,988	986,099	989,634	1,020,555	1,103,753
Ending Fund Balance	986,099	989,634	1,020,555	1,103,753	1,155,579

Note: *Unaudited Actual

Fiscal Year 2024/25 Public Improvement Project Expenditures

Project	FY 24/25 Project Expenditures	Amount Funded by Impact Fees	Amount Funded by Other Sources	Percent of Cost Funded by Fees
Library Facility Master Plan	69,252	69,252		100%
Grand Total	69,252	69,252	-	100%



Library Development Impact Fees

Library Development Impact Fees posted revenues of \$83,640 in fees and \$37,438 in interest for a total of \$121,078 in FY 2024/25. Expenditures for the FY 2024/25 totaled \$69,252. The project includes the Library Facility Master Plan.

Library Development Impact Fees Fund reports funds being held past the fifth year and first deposit. Future projects are identified in the Development Impact Fee Project Identification section of this compliance report.

No Library Development Impact Fees were loaned, and no refunds were made due to protests during this reporting period.



Financial Summary Report

In-Lieu Parking Fees For the Fiscal Year Ended June 30, 2025 Last Five Fiscal Years

Description	FY 20/21	FY 21/22	FY 22/23	FY 23/24	*FY 24/25
Revenues					
Fees	115,018	65,717	56,120	244,452	289,172
Interest					
Other Revenue					
Total Revenues	115,018	65,717	56,120	244,452	289,172
Expenditures					
Expenditures	-	5,074	6,100	74,938	12,239
Interfund Transfer or Loan					
Refunds Under Section 66001(e)					
Total Expenditures	-	5,074	6,100	74,938	12,239
Rev Over/(Under) Exp	115,018	60,643	50,020	169,514	276,933
Beginning Fund Balance	543,569	658,587	719,230	769,250	938,764
Ending Fund Balance	658,587	719,230	769,250	938,764	1,215,697

Note: *Unaudited Actual

Fiscal Year 2024/25 Public Improvement Project Expenditures

Project	FY 24/25 Project Expenditures	Amount Funded by Impact Fees	Amount Funded by Other Sources	Percent of Cost Funded by Fees
Downtown Shuttle	1,288	1,288	-	100%
Bike Valet	10,951	10,951	-	100%
Grand Total	12,239	12,239	-	100%



In-Lieu Parking Fees

In-Lieu Parking Fees posted total revenues of \$289,172. Expenditures for the FY 2024/25 totaled \$12,239. The projects include the Downtown Shuttle and the Bike Valet.

In-Lieu Parking Fees Fund reports funds being held past the fifth year and first deposit. Future projects are identified in the Development Impact Fee Project Identification section of this compliance report.

No In-Lieu Parking Fees were loaned, and no refunds were made due to protests during this reporting period.



Financial Summary Report

Planned Local Drainage Facilities Fund For the Fiscal Year Ended June 30, 2025 Last Five Fiscal Years

Description	FY 20/21	FY 21/22	FY 22/23	FY 23/24	*FY 24/25
Revenues					
Fees	217,735	963,138	1,003,383	411,799	233,956
Interest	12,285	(197,540)	31,947	222,248	98,694
Other Revenue					111,123
Total Revenues	230,020	765,598	1,035,330	634,047	443,773
Expenditures					
Expenditures	26,749	668	393,409	1,166,720	1,370,876
Interfund Transfer or Loan					
Refunds Under Section 66001(e)					
Total Expenditures	26,749	668	393,409	1,166,720	1,370,876
Rev Over/(Under) Exp	203,271	764,930	641,921	(532,673)	(927,104)
Beginning Fund Balance	2,518,623	2,721,894	3,486,824	4,128,745	3,596,072
Ending Fund Balance	2,721,894	3,486,824	4,128,745	3,596,072	2,668,968

Note: *Unaudited Actual

Fiscal Year 2024/25 Public Improvement Project Expenditures

Project	FY 24/25 Project Expenditures	Amount Funded by Impact Fees	Amount Funded by Other Sources	Percent of Cost Funded by Fees
Stormwater Pump Station Facility Improvements (CC1739)	421,308	421,308		100%
Heil Pump Replacement (1293)	398,750	398,750		100%
Half Round Grates (CC 1733)	418,250	418,250		100%
Greer Park Improvements	72,673	72,673		100%
Hamilton PS	59,896	59,896		100%
Grand Total	1,370,876	1,370,876	-	100%



Planned Local Drainage Facilities Fund

Planned Local Drainage Facilities Fund posted revenues of \$233,956 in fees, \$98,694 in interest, and \$111,123 in other revenues for a total of \$443,773 in FY 2024/25. Expenditures for the FY 2024/25 totaled \$1,370,876. The projects include the Stormwater Pump Station Facility Improvements (CC1739), Heil Pump Replacement (1293), Half Round Grates (CC 1733), Greer Park Improvements , and Hamilton PS.

Planned Local Drainage Facilities Fund reports funds being held past the fifth year and first deposit. Future projects are identified in the Development Impact Fee Project Identification section of this compliance report.

No Planned Local Drainage Facilities Fund were loaned, and no refunds were made due to protests during this reporting period.



Financial Summary Report

Sanitary Sewer Facilities Fund For the Fiscal Year Ended June 30, 2025 Last Five Fiscal Years

Description	FY 20/21	FY 21/22	FY 22/23	FY 23/24	*FY 24/25
Revenues					
Fees	92,206	366,521	1,318,035	160,730	511,059
Interest		(179,307)	57,578	141,109	69,933
Other Revenue	12,310	12,310	12,310	23,903	73,201
Total Revenues	104,516	199,524	1,387,923	325,742	654,193
Expenditures					
Expenditures	2,954,357	2,163,140	1,231,594	825,700	373,849
Interfund Transfer or Loan					
Refunds Under Section 66001(e)					
Total Expenditures	2,954,357	2,163,140	1,231,594	825,700	373,849
Rev Over/(Under) Exp	(2,849,841)	(1,963,616)	156,329	(499,958)	280,344
Beginning Fund Balance	7,084,170	4,234,329	2,270,713	2,427,042	1,927,084
Ending Fund Balance	4,234,329	2,270,713	2,427,042	1,927,084	2,207,428

Note: *Unaudited Actual

Fiscal Year 2024/25 Public Improvement Project Expenditures

Project	FY 24/25 Project Expenditures	Amount Funded by Impact Fees	Amount Funded by Other Sources	Percent of Cost Funded by Fees
Humbolt Sewer Lift Station (CC1634)	4,098,469	373,849	3,724,620	9%
Grand Total	4,098,469	373,849	3,724,620	9%



Sanitary Sewer Facilities Fund

Sanitary Sewer Facilities Fund posted revenues of \$511,059 in fees, \$69,933 in interest, and \$73,201 in other revenues for a total of \$654,193 in FY 2024/25. Expenditures for the FY 2024/25 totaled \$373,849. The project includes the Humbolt Sewer Lift Station (CC1634).

Sanitary Sewer Facilities Fund reports no funds being held past the fifth year and first deposit. Future projects are identified in the Development Impact Fee Project Identification section of this compliance report.

No Sanitary Sewer Facilities Fund were loaned, and no refunds were made due to protests during this reporting period.



Financial Summary Report

Fair Share Traffic Impact Mitigation Fee Program For the Fiscal Year Ended June 30, 2025 Last Five Fiscal Years

Description	FY 20/21	FY 21/22	FY 22/23	FY 23/24	*FY 24/25
Revenues					
Fees	225,314	143,409	1,515,538	137,698	148,136
Interest	8,706	19,058	59,843	110,288	130,291
Other Revenue	106	96,987	-	7,186	459
Total Revenues	234,126	259,454	1,575,381	255,172	278,886
Expenditures					
Expenditures	52,308	534,056	41,428	131,196	1,115,164
Interfund Transfer or Loan					
Refunds Under Section 66001(e)					
Total Expenditures	52,308	534,056	41,428	131,196	1,115,164
Rev Over/(Under) Exp	181,818	(274,602)	1,533,953	123,976	(836,278)
Beginning Fund Balance	2,739,414	2,921,232	2,646,630	4,180,583	4,304,559
Ending Fund Balance	2,921,232	2,646,630	4,180,583	4,304,559	3,468,281

Note: *Unaudited Actual

Fiscal Year 2024/25 Public Improvement Project Expenditures

Project	FY 24/25 Project Expenditures	Amount Funded by Impact Fees	Amount Funded by Other Sources	Percent of Cost Funded by Fees
Edinger/Heil Traffic Signal (CC1746)	20,135	20,135		100%
Gothard Fiber Optic (CC1692)	530	530		100%
Murdy Fire Traffic Signal (CC1672)	5,490	5,490		100%
Heil Fire Station Signal (CC1673)	281,164	281,164		100%
Warner/Ash & Main/Delaware Traffic Signal (CC1670/1671)	807,845	807,845		100%
Grand Total	1,115,164	1,115,164	-	100%



Fair Share Traffic Impact Mitigation Fee Program

Fair Share Traffic Impact Mitigation Fee Program posted revenues of \$148,136 in fees, \$130,291 in interest, and \$459 in other revenues for a total of \$278,886 in FY 2024/25. Expenditures for the FY 2024/25 totaled \$1,115,164. The projects include the Edinger/Heil Traffic Signal (CC1746), Gothard Fiber Optic (CC1692), Murdy Fire Traffic Signal (CC1672) , Heil Fire Station Signal (CC1673), and Warner/Ash & Main/Delaware Traffic Signal (CC1670/1671).

Fair Share Traffic Impact Mitigation Fee Program reports funds being held past the fifth year and first deposit. Future projects are identified in the Development Impact Fee Project Identification section of this compliance report.

No Fair Share Traffic Impact Mitigation Fee Program were loaned, and no refunds were made due to protests during this reporting period.

Development Impact Fee Project Identification



**Development Impact Fee Report
Fiscal Year End June 30, 2025**



Development Impact Fee Project Identification

The City's current, Adopted Budget 2025-202, which includes the Five-Year Capital Improvement Plan (CIP) 2025/26 – 2029/30 can be found on the City's website.

Funding of Infrastructure

The FY 2025/26 – FY 2029/30 CIP identifies all funding sources and amounts for individual projects through FY 2029/30. The CIP is updated annually to reflect the current City's infrastructure needs. As a CIP is identified, the project is evaluated to determine the portion of the project that will service existing residents and businesses versus new development.

Once the determination of use is made, the percentage of use attributed to new development is then funded by the appropriate development fee based on the type of project. The percentage of use associated with existing residents or businesses are funded from other appropriate sources. Estimated construction start dates for projects are adjusted, as needed, to reflect the needs of the community.



Development Impact Fee Project Identification

Newly Identified and Future Public Improvement Projects

The table below provides information about public improvement projects that have been newly identified for construction with development impact fees. Newly identified projects include a project description, whether sufficient funds have been identified, and an approximate date that construction will commence. Future projects that anticipate the use of the unexpended funds in the development impact fee programs are included in this table.

Public Improvement Project Name	Project Description	Date of Determination of Sufficient Funds	Approximate Date of Commencement of Construction
Parkland Acquisition and Park Facilities Development Impact Fees			
Prince Park Signs	Precast concrete monument sign for Prince Park	FY 2024/25	FY 2024/25
Vella Park Signs	Precast concrete monument sign for Vella Park	FY 2024/25	FY 2024/25
Shipley to Shore Signs	Precast concrete monument sign for Shipley to Shore	FY 2024/25	FY 2024/25
Public Library Facilities Development Impact Fees			
Library Facilities Master Plan	Study and evaluate needed improvements for Library facilities over the next 20 years	FY 2024/25	N/A
In-Lieu Parking Fees			
Bike Valet Program	Bike Valet program will allow for bikes to be securely stored and parked in the downtown area, thereby reducing vehicle parking demand	TBD	TBD



Development Impact Fee Project Identification

Newly Identified and Future Public Improvement Projects

Public Improvement Project Name	Project Description	Date of Determination of Sufficient Funds	Approximate Date of Commencement of Construction
Planned Local Drainage Facilities Fund			
Greer Park Improvements	Repairs to existing lake pumps for drainage purposes	FY 2024/25	FY 2024/25
Hamilton PS	Design for trash capture device	TBD	FY 2027/28
Sanitary Sewer Facilities Fund			
Humbolt Sewer Lift Station	Rebuilt the structure and upgraded the equipment	FY 2024/25	FY 2025/26
Fair Share Traffic Impact Mitigation Fee Program			
Gothard Fiber Optic	Installation of conduit and fiber optic cabling on Gothard from Edinger to Warner	FY 2022/23	FY 2024/25
Murdy Fire Traffic Signal	Installation of a Fire Station Signal at the Murdy Fire Station	FY 2023/24	FY 2024/25



Development Impact Fee Project Identification

Previously Identified Public Improvement Projects

The table below lists public improvement projects identified in a previous Development Impact Fee report. The previously identified projects include a project description, the previously identified date for commencement of construction, and the date that construction commenced. For projects which did not begin on the previously identified date, an explanation is provided and a revised approximate date for commencement of construction.

Public Improvement Project Name	Project Description	Previously Identified Date of Commencement of Construction	Date Construction Commenced	Explanation of Reason Why Construction Not Commenced; or Why Construction Did Not Begin on Previously Identified Date	Revised Approximate Date of Commencement of Construction
Parkland Acquisition and Park Facilities Development Impact Fees					
Library Fountain	Restoration of existing fountains	FY 2021/22	FY 2024/25	The project has commenced and is in construction.	N/A
Edison Park Reconfiguration	Reconfiguration of Edison Park	FY 2024/25	TBD	Project is in the design and development phase.	FY 2026/27
Marina Park Reconfiguration	Redesign portions of the park	TBD	TBD	Budget was only for design.	TBD
Police Facilities Development Impact Fees					
Communication Center Reconfiguration	Reconfigure offices	FY 2024/2025	FY 2024/2025	N/A	Completed
Planned Local Drainage Facilities Fund					
Stormwater Pump Station Facility Improvements	Building rehab, roof and fascia replacement, structural and storm drain repairs	FY 2023/24	FY 2024/25	Design phase commenced and completed in FY 2023/24	FY 2025/26
Heil Pump Replacement	Replacement of old pump station with new structure and equipment	FY2023/24	FY2023/24	The project has commenced and is in construction.	N/A
Fair Share Traffic Impact Mitigation Fee Program					

STATE OF CALIFORNIA
COUNTY OF ORANGE) ss:
CITY OF HUNTINGTON BEACH)

I, LISA LANE BARNES, the duly elected, qualified City Clerk of the City of Huntington Beach, and ex-officio Clerk of the City Council of said City, do hereby certify that the whole number of members of the City Council of the City of Huntington Beach is seven; that the foregoing resolution was passed and adopted by the affirmative vote of at least a majority of all the members of said City Council at a **Regular** meeting thereof held on **December 16, 2025** by the following vote:

AYES: Gruel, Kennedy, McKeon, Burns, Van Der Mark, Williams
NOES: None
ABSENT: Twining
ABSTAIN: None

A handwritten signature in black ink, reading "Lisa Lane Barnes", written over a horizontal line.

City Clerk and ex-officio Clerk of the
City Council of the City of
Huntington Beach, California