

RESOLUTION NO. 2024-31

A RESOLUTION OF THE CITY COUNCIL OF THE CITY OF
HUNTINGTON BEACH ADOPTING AN UPDATED MASTER
FEE AND CHARGES SCHEDULE

WHEREAS, the City Council adopted Resolution 2023-21 establishing the current Consolidated Comprehensive Citywide Master Fee and Charges Schedule (the "Fee and Charges Schedule"); and,

WHEREAS, user and regulatory fees are established by the City Council; and

WHEREAS, the City recently completed a study to identify the cost of providing various user and regulatory fee-related services; and

WHEREAS, the study examined fee-related services provided by the City, the costs reasonably borne by the City in providing those services, the beneficiaries of those services, and the revenues produced by those paying fees and charges for special services; and

WHEREAS, the City Council finds that providing these services is of special benefit to applicants both separate and apart from the general benefit to the public; and therefore, in the interests of fairness to the general public, the City desires to better recover the costs of providing these services from applicants who have sought or require the City's services by revising its schedule of fees; and

WHEREAS, the City Council hereby finds that the studies along with changes in City costs over the last several years, provide adequate evidence to conclude that the revised fees do not exceed the cost to provide the services for which the fees are charged; and


NOW, THEREFORE, the City Council of the City of Huntington Beach does hereby resolve as follows:

SECTION 1. The City Council hereby adopts the fees and charges as set forth in attached Exhibit "A" and incorporated by this reference.

SECTION 2. The City Council authorizes that the City Manager or designee may make annual inflationary adjustments for various fees and charges each July 1, based on the prior year annual percentage change in the all-urban Consumer Price Index for Los Angeles-Long Beach-Anaheim, CA (CPI), not to exceed five percent (5%) per year. If the CPI does not change or goes down in a given year, no change shall be made to the fee schedule that year unless an adjustment is made to targeted cost recovery levels or fee study findings indicate that an adjustment is appropriate. The City's senior residents shall be exempt from such adjustments.


SECTION 3. Fire and Public Works fees adopted by this resolution shall become effective sixty (60) days after adoption. All other fees shall be effective July 1, 2024.

PASSED AND ADOPTED by the City Council of the City of Huntington Beach at a regular meeting thereof held on 4th day of June, 2024.




Mayor

REVIEWED AND APPROVED:



City Manager

APPROVED AS TO FORM:



City Attorney

INITIATED AND APPROVED:



Chief Financial Officer

Exhibit A

City of Huntington Beach Proposed Master Fee and Charges Schedule



Proposed Effective Dates:

Fire and Public Works Fees: 60 Days After Adoption

All Other Fees: July 1, 2024

City of Huntington Beach Master Fee and Charges Schedule

Table of Contents

City Clerk	1
City Manager	2
Finance	6
Community Development	8
Information Services	22
Public Works	23
Police	30
Fire	32
Library	44
Community Services	48

City Clerk - User Fees

No.	Description		Adopted Fee	Proposed Fee
	Copies:			
CL-1	Per page (per case law)	[1]	\$ 0.10	\$ 0.10
CL-2	Miscellaneous (includes micro film)		Cost of Reproduction	Cost of Reproduction
	Electronic Data Request (CD/DVD Copy)			
CL-3	Copy of Existing Data File		Actual cost	Actual cost
CL-4	Copy of Non-Existing Data File		Actual cost	Actual cost
CL-5	Certification of Document		\$ 18	\$ 18
CL-6	Passport Program (Application fee, Federal Program Mandate)		\$35 (per Department of State)	\$35 (per Department of State)
CL-7	Passport Photograph (optional)		\$ 15	\$ 15
CL-8	Hourly Rate:			
	City Clerk		\$ 127	\$ 127
	For services requested of City staff which have no fee listed in this fee schedule, the City Manager or the City Manager's designee shall determine the appropriate fee based on the established hourly rates for this department/division. Additionally, the City will pass-through to the applicant any discrete costs incurred from the use of external service providers if required to process the specific application.			

Notes

[1] Per Public Records Act

City Manager - Civic Center Room Rental Rates

Description		Adopted Fee	Proposed Fee
Civic Center Room Rentals (per hour)			
Lower Level Conference Room B7			
Non-Profit or Government Agency (HB Resident Rate)			\$70.00
Non-Profit or Government Agency (Non-HB Resident Rate)			\$75.00
Business or Private (HB Resident Rate)			\$100.00
Business or Private (Non-HB Resident Rate)			\$110.00
Lower Level Conference Room B8			
Non-Profit or Government Agency (HB Resident Rate)			\$100.00
Non-Profit or Government Agency (Non-HB Resident Rate)			\$110.00
Business or Private (HB Resident Rate)			\$138.00
Business or Private (Non-HB Resident Rate)			\$155.00
Lower Level Conference Room B7/B8 Combined			
Non-Profit or Government Agency (HB Resident Rate)			\$145.00
Non-Profit or Government Agency (Non-HB Resident Rate)			\$175.00
Business or Private (HB Resident Rate)			\$210.00
Business or Private (Non-HB Resident Rate)			\$240.00
Council Chambers Including Caucus Room			
Non-Profit or Government Agency (HB Resident Rate)			\$120.00
Non-Profit or Government Agency (Non-HB Resident Rate)			\$150.00
Business or Private (HB Resident Rate)			\$220.00
Business or Private (Non-HB Resident Rate)			\$240.00
B7/B8/Council Chambers/Caucus Room			
Non-Profit or Government Agency (HB Resident Rate)			\$200.00
Non-Profit or Government Agency (Non-HB Resident Rate)			\$235.00
Business or Private (HB Resident Rate)			\$320.00
Business or Private (Non-HB Resident Rate)			\$355.00
Security/Support Staffing			\$30.00/staff/hour
IS Technical Support			\$40.00/staff/hour
Chair/Table Set up (Depending on Rooms Reserved)			\$85 - \$150
Cleaning Fee (Required if Food is Served)			\$50.00
Room Rental Security Deposit			\$500.00
Date Change Fee (up to 20 days before event)			\$30.00
Facility Reservation Cancellation Fee			
a) Cancellation at Least 20 Days in Advance of Event			\$50 plus 10% of room rental rate
b) Cancellation Less than 20 Days in Advance of Event			Entire Rental Charge

City Manager - Film and Photography Permit Fees

Description		Adopted Fee	Proposed Fee
Application Fee			
Film		\$182.00	\$300.00
Still Photography		\$182.00	\$150.00
Student Application		\$50.00	\$50.00
Permit Revisions		\$127.00	\$150.00
Commercial Filming Permit Fee			
Peak (April - October) - Per Day		varies	\$500.00
Off-Peak (November - March) - Per Day		varies	\$300.00
Still Photography Permit Fee			
Per Day		varies	\$150.00
City Coordination Fee (Percent of Total Fees Paid)		n/a	15%
Site Visit			
First Visit		n/a	No Charge
Each Additional Visit		n/a	\$150.00
City Staffing and Support Charges			
Marine Safety Officer		\$101.00	See Fire Fee Schedule
Police Officer		\$101.00	See Police Fee Schedule
Fire Department Personnel		See Fire Fee Schedule	See Fire Fee Schedule
Public Works Personnel		Actual Costs	Actual Costs
Marine Safety Equipment (per vehicle/per day)		\$50.00	\$50.00
Police Department Equipment (per vehicle/per day)		\$50.00	\$50.00
Beach Parking (per space/per day)		\$15.00	\$15.00
Application of Parking Restrictions		\$140.00	\$140.00
Location Use Fee		Determined on case by case basis by scope of permit	Determined on case by case basis by scope of permit

City Manager - User Fees

No.	Description		Adopted Fee	Proposed Fee
CM-1	Film Permit Application charge		\$ 182	Restructured
CM-2	Student Film Permit Application charge		\$ 50	Restructured
CM-3	Film Permit Revisions		\$ 145	Restructured
CM-4	Hourly Rate		\$ 110	Restructured
	For services requested of City staff which have no fee listed in this fee schedule, the City Manager or the City Manager's designee shall determine the appropriate fee based on the established hourly rates for this department/division. Additionally, the City will pass through to the applicant any discrete costs incurred from the use of external service providers if required to process the specific application.			

City Manager - Film Permit Services Charges

Description	Adopted Charges	Proposed Charges
<u>Motion Daily Charges</u>		
Professional		
Crew of under 5	\$ 243	Restructured
Crew of 5-9	\$ 486	Restructured
Crew of 10-20	\$ 607	Restructured
Crew greater than 20	\$ 728	Restructured
Huntington Beach Film/Production Companies		
Crew of under 5	\$ 182	Restructured
Crew of 5-9	\$ 364	Restructured
Crew of 10-20	\$ 486	Restructured
Crew greater than 20	\$ 607	Restructured
Nonprofit		
Crew of under 5	\$ 61	Restructured
Crew of 5-9	\$ 121	Restructured
Crew of 10-20	\$ 243	Restructured
Crew greater than 20	\$ 364	Restructured
<u>Still Daily Charges</u>		
Professional		
Crew of under 10	\$ 243	Restructured
Crew of 10-20	\$ 364	Restructured
Crew greater than 20	\$ 486	Restructured
Huntington Beach Film/Production Companies		
Crew of under 10	\$ 121	Restructured
Crew of 10-20	\$ 243	Restructured
Crew greater than 20	\$ 364	Restructured
Nonprofit		
Crew of under 10	\$ 61	Restructured
Crew of 10-20	\$ 121	Restructured
Crew greater than 20	\$ 243	Restructured
<u>Additional Charges</u>		
Location Use Fees	To be determined on case-by-case basis by the City Manager or his/her Designee	Restructured
Student with instructor Verification	Daily Fees not required	Restructured
Government Agencies	Daily Fees not required	Restructured
Amateur photographers (including realtors and filming for personal use); Filming for private family use, and same day breaking news	no charge; film permit not required	Restructured

Finance - User Fees and Charges

No.	Description		Adopted Fee	Proposed Fee
	Delinquent Customer Fees			
	Returned Check Processing (Non-Sufficient Funds NSF)			
FN-1	1st NSF Check	[2]	\$ 25	\$ 25
FN-2	Each Subsequent NSF Check	[2]	\$ 35	\$ 35
FN-3	Processing of Delinquent Administrative Citation		\$ 47	\$ 47
FN-4	Transient Occupancy Tax (TOT) Administration processing fee (in addition to penalty)		\$ 40	\$ 40
FN-5	Collections Processing Fee		\$ 40	\$ 40
	Other Fees and Charges			
FN-7	Parking Citation Processing Fee		\$ 4.01	\$ 4
FN-8	Cash Bond Acceptance and Processing		\$ 103	\$ 103
FN-9	Tract/Other Bonds Processing		\$ 61	\$ 61
FN-10	Lien Processing		\$ 103	\$ 103
FN-11	Business Improvement District (BID) Processing Fee		\$ 12	\$ 12
FN-12	Refund Processing - Check		\$ 30	\$ 30
FN-13	Check Reissuance		\$ 35	\$ 35
	Water Billing			
FN-14	Utility Customer Set-Up (residential, industrial, construction)		\$ 35	\$ 35
FN-15	Utility Billing Late Fee		greater of 5% or \$10 flat rate	greater of 5% or \$10 flat rate
	Business License			
FN-20	Change to Business License - Name		\$ 24	\$ 24
FN-21	Change to Business License - Location		\$ 24	\$ 24
FN-22	Duplicate Business License		\$ 13	\$ 13
FN-23	Business License Tax Processing Renewal		\$ 30	\$ 30
FN-24	Business License Tax Renewal Processing (Tax Exempt Business)		\$ -	\$ -
FN-25	Business License Application		\$ 55	\$ 55
FN-26	Business License Application (Tax Exempt Business)		\$ -	\$ -
FN-27	Business License Home Occupation		\$ 13	\$ 13
FN-28	Business License Field Re-inspection		\$ 24	\$ 24
FN-29	Business License Revocation		\$ 399	\$ 399
FN-30	Oil Penalty Administration Fee		\$ 46	\$ 46
	Special Regulatory Business Permits			
	Finance			
	Police			
	Sworn			
	Non sworn			
FN-31	Bingo Permit	[1]	\$ 50	\$ 50
FN-32	Entertainment Permit - new		\$ 488	\$ 488
FN-33	Entertainment Permit - renewal		\$ 488	\$ 488
FN-34	Entertainment Permit- change of location/name		\$ 215	\$ 215
FN-35	Entertainment Permit- conceptual		\$ 758	\$ 758
FN-36	Fortune Teller Permit - initial		\$ 331	\$ 331
FN-37	Fortune Teller Permit - renewal		\$ 331	\$ 331
FN-38	Fortune Teller Permit - change of location/name		\$ 206	\$ 206
FN-39	Sexually Oriented Business (SOB) Business Permit - initial		\$ 938	\$ 938
FN-40	Sexually Oriented Business (SOB) Business Permit - renewal		\$ 938	\$ 938
FN-41	Sexually Oriented Business (SOB) Business Permit - change name/location		\$ 308	\$ 308
FN-42	Sexually Oriented Business (SOB) Performer Permit - initial		\$ 938	\$ 938
FN-43	Sexually Oriented Business (SOB) Performer Permit - renewal		\$ 938	\$ 938
FN-44	Massage Establishment Registration Certificate - initial / add partner		\$ 685	\$ 685

Finance - User Fees and Charges

No.	Description		Adopted Fee	Proposed Fee
FN-45	Massage Establishment Registration Certificate - renewal		\$ 685	\$ 685
FN-46	Massage Establishment Registration Certificate - change of location/name/removal of partner		\$ 230	\$ 230
FN-47	Massage Independent Registration Certificate- initial		\$ 345	\$ 345
FN-48	Massage Independent Registration Certificate- renewal		\$ 243	\$ 243
FN-49	Massage Independent Registration Certificate- change of location/name		\$ 73	\$ 73
FN-50	Escort Service Permit - initial		\$ 748	\$ 748
FN-51	Escort Service Permit - renewal		\$ 748	\$ 748
FN-52	Escort Service Permit - change of location/name		\$ 308	\$ 308
FN-53	Escort Employee Permit - initial		\$ 748	\$ 748
FN-54	Escort Employee Permit - renewal		\$ 748	\$ 748
	Subpoena Fees			
FN-55	Response to subpoena - Hourly	[5]	\$ 24	\$ 24
FN-56	Response to subpoena - Records	[5]	\$ 15	\$ 15
FN-57	Response to subpoena - Civil	[6]	\$ 275	\$ 275
FN-58	Copies - Standard Size (up to 8.5 x 14) per copy plus actual postage charges		\$0.10 + postage	\$0.10 + postage
FN-59	Copies - Documents off of microfilm + actual postage charges		\$0.20 + postage	\$0.20 + postage
FN-60	Copies - Reproduction of Documents requiring special processing + actual postage charges		Actual Cost of production	Actual Cost of production
	Hourly Rate:			
FN-61	Finance		\$ 159	\$ 159
FN-62	Sidewalk Vending Permit Fee		\$ 299	\$ 299
	For services requested of City staff which have no fee listed in this fee schedule, the City Manager or the City Manager's designee shall determine the appropriate fee based on the established hourly rates for this department/division. Additionally, the City will pass-through to the applicant any discrete costs incurred from the use of external service providers if required to process the specific application.			
	Taxicab Program Permit Fees			
FN-63	Company Permit	[8], [10]	\$ 3,250	\$ 3,250
FN-64	Vehicle Permit (per vehicle)	[8], [10]	\$ 270	\$ 270
FN-65	Driver Permit	[8], [10]	\$ 438	\$ 438
FN-66	Replacement Permit (Driver or Taxicab)	[9], [10]	\$ 70	\$ 70
	Credit Card Transaction Convenience Fee			
FN-67	Credit Card Transaction Convenience Fee		2.29%	3.00%

Notes

- [1] Bingo permit - Max \$50 - CA Govt. Code 25845; Penal Code 326.3-326.5
- [2] Per CA Civil Code; 1st NSF Check is limited to \$25 fee; each subsequent NSF check is limited to \$35 fee
- [4] Current master fee schedule includes this fee but is not currently being charged due to CA State Law - SB731 section 4600 effective 9/1/09 and revised by AB1147 effective 1/1/15
- [5] CA Evidence Code 1563
- [6] CA Govt. Code 68097
- [7] Not charged for parking meters
- [8] Fixed fee; two-year permit
- [9] The replacement permit shall be valid for the remaining term of the permit being replaced.
- [10] City Technology Automation Fee also applies and is in additional to the base permit fee.

Community Development, Planning Division - User Fees

No.	Description		Adopted Fee	Proposed Fee
	PLANNING COMMISSION ACTIONS	[1]		
PL-1	Annexation Request (deposit)		Deposit of \$44,000	Deposit of \$44,000
PL-2	Coastal Development Permit	[2]	\$ 10,228	\$ 10,228
	Conditional Use Permit:			
PL-3	New Residential		\$ 14,480	\$ 14,480
PL-4	Commercial/Industrial		\$ 15,399	\$ 15,399
PL-5	Alcohol, Dancing or Live Entertainment		\$ 6,663	\$ 6,663
PL-6	Mixed Use		\$ 33,682	\$ 33,682
PL-7	Entitlement Continuance	[3]	\$ 744	\$ 744
	Development Agreement			
PL-8	Original Contract or Significant Amendment (Deposit)		Deposit of \$40,000	Deposit of \$40,000
PL-9	Minor Amendment / Affordable Housing Only		\$ 14,866	\$ 14,866
PL-10	Annual Review (Planning Commission Hearing)		\$ 5,309	\$ 5,309
PL-11	Annual Review (Administrative Review)		\$ 3,185	\$ 3,185
	Entitlement Plan Amendment			
PL-12	New Hearing		\$ 7,277	\$ 7,277
PL-13	No Change to Conditions - Director Review		\$ 3,975	\$ 3,975
PL-14	General Plan Amendment – GPA Major		\$ 70,461	\$ 70,461
PL-15	General Plan Amendment - GPA Minor		\$ 39,766	\$ 39,766
PL-16	General Plan Conformance		\$ 8,875	\$ 8,875
PL-17	Local Coastal Program Amendment		\$ 29,342	\$ 29,342
PL-18	Reversion to Acreage		\$ 7,403	\$ 7,403
PL-19	Special Permit		\$ 5,693	\$ 5,693
	Tentative Tract Map			
PL-20	Base		\$ 36,863	\$ 36,863
PL-21	Per Lot		\$ 107	\$ 107
PL-22	Variance	[5]	\$ 6,064	\$ 6,064
PL-23	Zoning Map Amendment	[6]	\$ 42,367	\$ 42,367
PL-24	Precise Plan of Street Alignment		\$ 24,120	\$ 24,120
PL-25	Mobile Home Park Conversion Review		\$ 62,048	\$ 62,048
PL-26	Zoning Text Amendment-Major		\$ 54,825	\$ 54,825
PL-27	Zoning Text Amendment-Minor		\$ 23,033	\$ 23,033

Community Development, Planning Division - User Fees

No.	Description		Adopted Fee	Proposed Fee
	ZONING ADMINISTRATOR ACTIONS	[1]		
	Coastal Development Permit	[2]		
PL-28	Single Family Dwelling		\$ 5,588	\$ 5,588
PL-29	All Others		\$ 7,248	\$ 7,248
ZA-21	Sunset Beach - approval in concept - no public hearing		\$ 1,395	\$ 1,395
PL-30	Conditional Use Permit		\$ 8,358	\$ 8,358
PL-157	Conditional Use Permit (Alcohol, Dancing, or Live Entertainment)		\$ 8,358	\$ 6,663
PL-31	Conditional Use Permit (Fences/Exceptions to Height Limits)		\$ 2,767	\$ 2,767
PL-32	Entitlement Continuance	[3]	\$ 531	\$ 531
	Entitlement Plan Amendment			
PL-33	New Hearing		\$ 3,810	\$ 3,810
PL-34	No Change to Conditions - Director Review		\$ 2,607	\$ 2,607
PL-35	Temporary Use Permit		\$ 5,832	\$ 5,832
PL-36	Bond (if applicable)	[C]	\$ 530	\$ 530
PL-37	Tentative Parcel Map		\$ 9,071	\$ 9,071
PL-38	Tentative Parcel Map Waiver		\$ 3,987	\$ 3,987
	Tentative Tract Map			
PL-39	Base		\$ 14,663	\$ 14,663
PL-40	Per Lot		\$ 108	\$ 108
PL-41	Variance	[5]	\$ 5,533	\$ 5,533
	ENVIRONMENTAL REVIEW	[1]		
PL-42	Environmental Assessment (Deposit)	[7]	See Note	See Note
PL-43	Historic Structures (Deposit)	[7]	See Note	See Note
PL-44	Environmental Review Focused EA (Deposit)	[7]	See Note	See Note
	Mitigation Monitoring:			
PL-46	Mitigated Negative Declaration			
PL-47	Environmental Impact Report		See Note	See Note
PL-48	Environmental Impact Report (EIR) Consultant Prepared (Deposit)	[7]	See Note	See Note
	STAFF REVIEW AND SERVICES	[1]		
PL-49	Address Assignment Processing (per project)		\$ 2,089	\$ 2,089
PL-50	Address Change		\$ 465	\$ 465
PL-45	Address Assignment - Meter Only		\$ 137	\$ 137
	Administrative Permit			
PL-51	List 1: Outdoor Dining, Eating and Drinking Establishments, Fence Extensions (<8'), Personal Enrichment Services over 5,000 sq. ft., and Home Occupations		\$ 1,736	\$ 1,736
PL-52	List 2: Parking Reduction, Carts & Kiosks, Waiver of Development Standards, Non-conforming structure additions		\$ 2,785	\$ 2,785
PL-53	List 2A: Daycare		No charge	No charge
PL-54	List 3: Privacy Gates, Game Centers, Accessory Dwelling Units, Manufactured Home Parks		\$ 2,606	\$ 2,606

Community Development, Planning Division - User Fees

No.	Description	Adopted Fee	Proposed Fee
PL-55	List 4: Personal Enrichment Services under 5,000 sq ft	No charge	No charge
PL-56	Animal Permits	\$ 438	\$ 438
PL-57	Categorical Exclusion letter (coastal)	\$ 531	\$ 531
PL-58	CC&R Review	\$ 1,727	\$ 1,727
PL-59	Certificate of Compliance	\$ 1,630	\$ 1,630
	Design Review Board		
PL-60	Minor- approved by DRB Secretary	\$ 1,987	\$ 1,987
PL-61	Others	\$ 3,975	\$ 3,975
PL-62	Extension of Time	\$ 637	\$ 637
PL-148	Final Parcel Map	\$ 1,455	\$ 1,455
PL-149	Final Tract Map	\$ 2,078	\$ 2,078
PI-63	Initial Plan, Zoning & Review (land use changes, zone changes, conceptual plans)	\$ 1,061	\$ 1,061
	Landscape Plan Check:		
PL-64	Single Family Dwelling	\$ 781	\$ 781
PL-65	Tract Map	\$ 1,562	\$ 1,562
PL-66	Commercial/Industrial/Multi-Family Dwelling	\$ 1,562	\$ 1,562
PL-67	Limited Sign Permit	\$ 1,896	\$ 1,896
PL-68	Lot Line Adjustment / Lot Merger (Planning)	\$ 1,380	\$ 1,380
	Planned Sign Program		
PL-70	Single User and Amendments to Existing Programs	\$ 1,994	\$ 1,994
PL-71	Multiple Users	\$ 3,109	\$ 3,109
	Preliminary Plan Review:	[4]	
PL-72	Single Family Residential	\$ 1,477	\$ 1,477
PL-73	Multi-Family Residential (up to 9 units)	\$ 2,597	\$ 2,597
PL-74	Multi-Family Residential (≥10 units)	\$ 4,075	\$ 4,075
PL-75	Non-Residential / Mixed Use	\$ 4,788	\$ 4,788
PL-76	Sign Code Exception – Staff	\$ 1,699	\$ 1,699
PL-77	Sign Code Exception – Design Review Board	\$ 2,336	\$ 2,336
	Site Plan Review		
PL-78	Major -PC Review	\$ 14,627	\$ 14,627
PL-79	Minor- Façade remodel, Car Dealerships	\$ 6,080	\$ 6,080
PL-80	Temporary and Promotional Activity Sign Permit	\$ 107	\$ 107
PL-81	Temporary Sales/Event Permit	\$ 309	\$ 309
PL-82	Wireless Permit Applications	\$ 1,858	\$ 1,858
	Zoning Letter:		
PL-83	Zoning/ Flood Verification	\$ 107	\$ 107
PL-84	Zoning Letter Staff	\$ 319	\$ 319
PL-85	Zoning Research/Information (Per Hour - 1 hr. min.)	\$ 212	\$ 212

Community Development, Planning Division - User Fees

No.	Description		Adopted Fee	Proposed Fee
PL-86	Planning Consultation/Meeting Fee (Per Hour, Per Planner; 1 hr. min.)		\$ 212	\$ 212
	APPEALS	[1]		
	To Planning Commission			
PL-87	Single family owner appealing decision of own property		\$ 3,549	\$ 3,549
PL-88	Others		\$ 4,899	\$ 4,899
PL-89	Appeal of Director's Decision (PC Public Hearing)		\$ 3,413	\$ 3,413
PL-90	Appeal of Director's Interpretation (PC Non-Public)		\$ 2,556	\$ 2,556
	To City Council (file w/ City Clerk's Office)			
PL-91	Single family owner appealing decision of own property		\$ 2,693	\$ 2,693
PL-92	Others		\$ 4,323	\$ 4,323
PL-93	Mills Act Annual Fee		\$ 212	\$ 212
PL-94	Mills Act Application Fee		\$ 607	\$ 607
	PLANNING BUILDING PLAN REVIEW	[1]		
PL-95	Planning Plan review		46% of building inspection fee	46% of building inspection fee
PL-96	Standard production units after model unit has been reviewed		20% of building inspection fee	20% of building inspection fee
	AFFORDABLE HOUSING IN-LIEU FEES	[C]		
	Subject to Cost of Living Index Adjustments per Resolution 2008-43			
PL-97	Refer to separately presented Affordable Housing in-lieu Fee Schedule for Planning Fees PL 97 - 131 (established per Resolution 2007-71 and subject to annual adjustment)			
...				
...				
...				
...				
...				
PL-131				
PL-109	Inclusionary Housing In-Lieu Fee		Manual	Manual
	OTHER FEES			
PL-104	Downtown Specific Plan Fee	[C]	\$831 per acre	\$831 per acre
	Outdoor Dining:			
PL-105	License Agreement Application Fee		\$ 212	\$ 212
PL-106	License Agreement Use Charge		\$0.01/SF	\$0.01/SF
PL-107	License Agreement Code Enforcement Fee		\$4/SF	\$4/SF
PL-108	Noise Deviation Permit		\$ 1,699	\$ 1,699
	General Plan Maintenance Fee per sq. ft new construction		\$ 0.27	\$ 0.27
	Pursuant to City Council Resolution No. 2012-66 adopted on October 1, 2012, the park land dedication in lieu fees (Quimby Fees) effective November 14, 2012 are as follows:	[C]		

Community Development, Planning Division - User Fees

No.	Description		Adopted Fee	Proposed Fee
	PROJECTS REQUIRING A SUBDIVISION MAP			
	Residential Land Use:			
PL-144	Detached Dwelling Units (Persons per Dwelling: 2.913)			
PL-145	Attached Dwelling Units (Persons per Dwelling: 2.257)			
PL-146	Mobile Home Dwelling Units (Persons per Dwelling: 1.822)			
	Beach Edinger Corridor Fees:	[C]		
	Net new commercial or office project		\$0.30/sq.ft.	\$0.30/sq.ft.
	Net new industrial project		\$0.30/sq.ft.	\$0.30/sq.ft.
	Remodels or façade improvements (commercial)		\$0.08/sq.ft.	\$0.08/sq.ft.
	Remodels or façade improvements (industrial)		\$0.08/sq.ft.	\$0.08/sq.ft.
	New residential units (MFR)		\$300/unit	\$300/unit
	New residential units (SFR)		\$300/unit	\$300/unit
	New hotel room		\$300/room	\$300/room
	ADDITIONAL FEES MAY BE REQUIRED			
	ENTITLEMENTS FOR DEVELOPMENT INCLUDE INITIAL REVIEW OF PLANS AND ONE SUBSEQUENT REVISION SUBMITTAL. REVIEW OF PLANS IN EXCESS OF ONE REVISION SHALL BE CHARGED THE FULLY BURDENED HOURLY RATE. ALSO SEE DEPARTMENTS OF PUBLIC WORKS, FIRE, AND THE BUSINESS LICENSE DIVISION FOR ADDITIONAL FEES.			
	Hourly Rate			
PL-147	Planning		\$ 212	\$ 212
	For services requested of City staff which have no fee listed in this fee schedule, the City Manager or the City Manager's designee shall determine the appropriate fee based on the established hourly rates for this department/division. Additionally, the City will pass-through to the applicant any discrete costs incurred from the use of external service providers if required to process the specific application.			
	SHORT-TERM RENTAL PERMITS	[1]		
PL-150	Short-Term Rental Permit Processing - Initial Two Years	[8]	\$ 620	\$ 620
PL-151	Short-Term Rental Permit Processing - Renewal	[8]	\$ 322	\$ 322
	GROUP HOME / SOBER LIVING HOME USE PERMIT	[1]		
PL-152	Six or Fewer Residents (Special Use Permit)		\$ 1,846	\$ 1,846
	Seven or More Residents			
	a) Conditional Use Permit		\$ 5,018	\$ 5,018
PL-153	b) Operator Permit		\$ 2,310	\$ 2,310
	PL-154 Public Notice Fee		\$ 518	\$ 518
	PL-155 Conceptual Project Fee		\$ 1,000	\$ 1,000
	PL-156 Development Assistance Team (DAT) Fee (per hr)		\$ 212	\$ 212

Community Development, Planning Division - User Fees

No.				
	Description		Adopted Fee	Proposed Fee

Notes:

- [1] Includes automation fee.
- [2] Coastal Development Permit reduced 50% when processed concurrently with a Conditional Use Permit, Tentative Map or Variance.
- [3] Plus costs for Notice of Publication, if applicable.
- [4] 50 percent of fee credited towards future entitlements.
- [5] Variance fee reduced 50% when processed concurrently with a Conditional Use Permit.
- [6] ZMA fee reduced 50% when processed concurrently with a General Plan Amendment.
- [C] Included for the purpose of consolidation into the new Master Fee & Charges Schedule.
- [7] Deposit with actual costs based on a time and material (T&M) basis.
- [8] Short-Term Rental Permit fees include code enforcement review required to conduct permit application review. For Code Enforcement effort subsequent to issuance of initial permit, hourly billing rates apply.

Community Development, Building Division - User Fees

No.	Description		Adopted Fee	Proposed Fee
B-1	Permit Processing Charge (All permits, plan reviews, including change of contractor, owner, special inspector program, etc.)		\$ 39	\$ 39
B-2	Building Inspection Fees (Including Foundation or Partial Building Inspection as well as routine building permit activities)		Based on Project Valuation	Based on Project Valuation
	Inspection Fees (based on valuation):			
	\$1 to \$500		\$ 80	\$ 80
	\$501 to \$2,000		\$80.00 for first \$500 + \$5.33 for each additional \$100 or fraction thereof	\$80.00 for first \$500 + \$5.33 for each additional \$100 or fraction thereof
	\$2,001 to \$25,000		\$160.00 for first \$2,000 + \$21.30 for each additional \$1,000 or fraction thereof	\$160.00 for first \$2,000 + \$21.30 for each additional \$1,000 or fraction thereof
	\$25,001 to \$50,000		\$650.00 for first \$25,000 + \$12.00 for each additional \$1,000 or fraction thereof	\$650.00 for first \$25,000 + \$12.00 for each additional \$1,000 or fraction thereof
	\$50,001 to \$100,000		\$950.00 for first \$50,000 + \$7.00 for each additional \$1,000 or fraction thereof	\$950.00 for first \$50,000 + \$7.00 for each additional \$1,000 or fraction thereof
	\$100,001 to \$500,000		\$1,300.00 for first \$100,000 + \$6.50 for each additional \$1,000 or fraction thereof	\$1,300.00 for first \$100,000 + \$6.50 for each additional \$1,000 or fraction thereof
	\$500,001 to \$1,000,000		\$3,900.00 for first \$500,000 + \$5.80 for each additional \$1,000 or fraction thereof	\$3,900.00 for first \$500,000 + \$5.80 for each additional \$1,000 or fraction thereof
	\$1,000,000 and up		\$6,800.00 for first \$1,000,000 + \$4.64 for each additional \$1,000 or fraction thereof	\$6,800.00 for first \$1,000,000 + \$4.64 for each additional \$1,000 or fraction thereof
B-3	Building Plan Review Fees		61% of building inspection fee	61% of building inspection fee
B-4	Standard production units after model unit has been reviewed	[6]	26% of building inspection fee	26% of building inspection fee
B-5	Plan Review Fee for projects requiring review in excess of 2-4 reviews - HOURLY			
	\$100,000 or less - 2 or more reviews		\$ 157	\$ 157
	\$100,001 - \$1,000,000 - 3 or more reviews		\$ 157	\$ 157
	\$1,000,001 or more - 4 or more reviews		\$ 157	\$ 157
B-6	Refund Processing Fee		\$ 235	\$ 235
B-7	Record Retention Fee - Each sheet of permitted drawings	[5]	\$ 4	\$ 4
B-8	Record Retention Fee - Each Issued permit	[5]	\$ 1	\$ 1
B-9	Counter Staff Research/Special Services (More than 10 min.)		actual cost; \$157 per hr.	actual cost; \$157 per hr.
B-10	Copies from Microfilm	[5]	\$3.00 for 1st copy, \$1.50 each additional copy	\$3.00 for 1st copy, \$1.50 each additional copy
B-11	Copies not on Microfilm	[5]	\$ 0.10	\$ 0.10
B-12	Building Plan Review Extension		\$ 157	\$ 157
B-13	Building Permit Extension		\$ 157	\$ 157
B-14	Building Relocation Inspection Fee (first 2 hours, minimum charge)		\$ 313	\$ 313
B-15	Building Relocation Inspection Fee (each additional hour)		\$ 157	\$ 157
B-16	Investigation Fee-for work performed without a permit	[7]	Equal to Std. Insp. Fee OR Actual cost, whichever is greater. Minimum \$250	Equal to Std. Insp. Fee OR Actual cost, whichever is greater. Minimum \$250
B-17	Reinspection Fee		\$ 196	\$ 196
B-18	Permit Supplement	[8]		
B-19	Expired Permits	[7, 9]	\$ 53	\$ 53

Community Development, Building Division - User Fees

No.	Description		Adopted Fee	Proposed Fee
B-20	Recording and Release of Non-Compliance due to Permit Expiration & Similar Services - City Processing Fee		\$ 157	\$ 157
B-21	Recording and Release of Non-Compliance due to Permit Expiration & Similar Services - County Recorder Fee	[10]	\$ 10	\$ 10
B-22	Certificate of Occupancy w/Building Permit		No Charge	No Charge
B-23	Certificate of Occupancy Review (no inspection required)	[3]	\$ 53	\$ 53
B-24	Modified Certificate without additional inspection/admin.	[4]	\$ 39	\$ 39
B-25	Certificate when Inspection/Administrative Services required - B/M Occ		\$ 196	\$ 196
B-26	Certificate when Inspection/Administrative Services required - All Other Occ		\$ 626	\$ 626
B-27	Certificate of Occupancy Review services requiring services in excess of 75 minutes for B/M Occupancy, or in excess of 250 minutes for Other Occupancies		\$157/hour	\$157/hour
B-28	Temporary Certificate of Occupancy - B/M Occupancies		Actual Cost; \$121 minimum	Actual Cost; \$121 minimum
B-29	Temporary Certificate of Occupancy - All Other Occupancies		Actual Cost; \$273 minimum	Actual Cost; \$273 minimum
B-30	Building Division Counter Services, Inspection, Plan Review, Supervisory Services - during normal work hours - hourly rate		\$ 157	\$ 157
B-31	Building Division Counter Services, Inspection, Plan Review, Supervisory Service - outside normal work hours - hourly rate		\$ 189	\$ 189
B-32	Planning Division - Building Plan Review		See Planning Fee Analysis	See Planning Fee Analysis
B-33	State of California - SMIP fees	[5]		
B-34	Huntington Beach Library and School District Fees	[5]		
B-35	Electrical Permit Fees		Minimum \$47	Minimum \$47
	New single and multiple-family residential buildings including additions and attached garages		\$0.22/sq foot, \$47 minimum	\$0.22/sq foot, \$47 minimum
	Each service meter		\$1.15.00/AMP, \$47 minimum	\$1.15.00/AMP, \$47 minimum
	Each sub panel		\$ 54.95	\$ 54.95
	Each self-contained, factory-wired, approved unit (2-HP max over 2-HP see generators, motors and transformers)		\$ 29.29	\$ 29.29
	Lighting Fixtures:			
	First 50 fixtures, each		\$ 4.55	\$ 4.55
	Each additional fixture		\$ 2.24	\$ 2.24
	Each pole with fixtures		\$ 29.29	\$ 29.29
	Generators, Motors and Transformers:			
	HP, kW, or KVA. Rating of Equipment up to and including two (2)		\$ 29.29	\$ 29.29
	Over two (2) and not over ten (10)		\$ 54.95	\$ 54.95
	Over ten (10) and not over fifty (50)		\$ 115.42	\$ 115.42
	Over fifty (50)		\$ 283.85	\$ 283.85
	Receptacle and Switch Outlets:			
	First fifty (50) outlets, each		\$ 4.55	\$ 4.55
	Each additional outlet		\$ 2.24	\$ 2.24
	Each section of track lighting or multiple outlet assembly		\$ 14.62	\$ 14.62

Community Development, Building Division - User Fees

No.	Description		Adopted Fee	Proposed Fee
	Signs:			
	1st sign at one address		\$ 283.85	\$ 283.85
	Each additional sign at the same address		\$ 115.42	\$ 115.42
	Fuse up		\$ 73.27	\$ 73.27
	Temporary service:			
	Each temporary or construction pole (including lights and outlets for outdoor uses)		\$ 115.42	\$ 115.42
	Each sub-pole with panel		\$ 54.95	\$ 54.95
	Each misc. item regulated by HB Electrical Code where no fee listed		\$ 54.95	\$ 54.95
B-36	Electrical Plan Review		62% of electrical Inspection fee; \$79 minimum	62% of electrical Inspection fee; \$79 minimum
	Reviews in excess of 3 submittals		\$157/hr; \$79 minimum	\$157/hr; \$79 minimum
B-37	Mechanical Permit Fees		Minimum \$47.00	Minimum \$47.00
	Installation or relocation of each furnace, including ducts and/or vents attached to such appliance		\$ 85	\$ 85
	Each Fire and/or Smoke Damper		\$ 37	\$ 37
	Relocation or replacement of each appliance vent not included in an appliance item also permitted		\$ 37	\$ 37
	HVAC Duct Extension/Relocation for 1 to 10 ducts		\$ 54	\$ 54
	Each Additional Duct		\$ 7	\$ 7
	Installation or relocation of each boiler to 15hp or compressor to and including 5 tons, including attached cuts and/or vents		\$ 90	\$ 90
	Installation or relocation of each boiler over 15 hp or compressor over 5 tons, including attached ducts and/or vents		\$ 218	\$ 218
	Each evaporative cooler (non-portable type)		\$ 44	\$ 44
	Exhaust fan connected to a single environmental air duct (includes residential cooking hoods)		\$ 23	\$ 23
	Each Air Handling unit not part of a factory-assembled appliance		\$ 44	\$ 44
	Each ventilation system less than or equal to 100,000 cfm which is not a portion of any HVAC system authorized by permit		\$ 44	\$ 44
	Each ventilation system less more or equal to 100,000 cfm which is not a portion of any HVAC system authorized by permit		\$ 90	\$ 90
	Hood served by mechanical exhaust including duct/fan		\$ 90	\$ 90
	Miscellaneous items including all factory-built stoves, ovens, etc.		\$ 44	\$ 44
	Factory Built fireplaces		\$ 44	\$ 44
	Each low pressure gas-piping system up to .5 psi		\$ 35	\$ 35
	Each medium or high pressure gas piping system exceeding .5 psi		\$ 119	\$ 119
	Each misc. item regulated by HB Mechanical Code where no fee listed		\$ 44	\$ 44
B-38	Mechanical Plan Review		121% of mechanical Inspection fee; \$64 minimum	121% of mechanical Inspection fee; \$64 minimum
	Reviews in excess of 3 submittals		\$157/hr; \$79 minimum	\$157/hr; \$79 minimum
B-39	Plumbing Permit Fees		Minimum \$47.00	Minimum \$47.00
	Each plumbing fixture		\$ 47	\$ 47
	Each building sewer		\$ 95	\$ 95
	Rainwater systems-per drain		\$ 24	\$ 24
	Each water heater and or vent		\$ 47	\$ 47

Community Development, Building Division - User Fees

No.	Description		Adopted Fee	Proposed Fee
	Each low pressure gas-piping system, up to .5 psi		\$ 35	\$ 35
	Each medium or high pressure gas piping system exceeding .5 psi		\$ 119	\$ 119
	Each waste interceptor or each kitchen grease trap		\$ 95	\$ 95
	Installation or alteration of water piping, including vacuum breakers or backflow devices		\$ 95	\$ 95
	Water Treating Equipment		\$ 47	\$ 47
	Floor Drain or floor sink		\$ 47	\$ 47
	Each misc. item regulated by HB Plumbing Code where no fee is listed		\$ 47	\$ 47
	Sump Pumps (sewage or rainwater)		\$ 47	\$ 47
	Medical Gas System of 1 to 5 outlets		\$ 318	\$ 318
	Each additional medical gas outlet		\$ 30	\$ 30
	Each misc. item regulated by HB Plumbing Code where no fee is listed		\$ 47	\$ 47
B-40	Plumbing Plan Review		68% of plumbing inspection fee; \$79 minimum	68% of plumbing inspection fee; \$79 minimum
	Reviews in excess of 3 submittals		\$157/hr; \$79 minimum	\$157/hr; \$79 minimum
B-41	Swimming Pool Permit Fees		Minimum \$47.00	Minimum \$47.00
	Building Inspection Fee		0.8x as established herein	0.8x as established herein
	Building Plan Review Fee		61% of building inspection fee	61% of building inspection fee
	Planning Plan Review Fee		20% of building inspection fee	20% of building inspection fee
	Electrical Items		\$ 151	\$ 151
	Exception: Above ground spas, see electrical items			
	Plumbing Items		\$ 134	\$ 134
	Exception: Above ground spas, see plumbing items			
	Pre-Site Inspection		\$ 157	\$ 157
B-42	Solar Energy Permit Fees	[11]	Varies based on State GC	Varies based on State GC
	Residential			
	15 kW or less		\$ 450.00	\$ 450.00
	More than 15 kW		\$450 + \$15 per kW above 15 kW	\$450 + \$15 per kW above 15 kW
	Commercial			
	15 kW or less		\$ 450.00	\$ 450.00
	More than 15 kW to 50 kW		\$ 1,000.00	\$ 1,000.00
	More than 50 kW to 250 kW		\$1,000 + \$7 per kW above 50 kW	\$1,000 + \$7 per kW above 50 kW
	More than 250 kW		\$2,000 + \$5 per kW above 250 kW	\$2,000 + \$5 per kW above 250 kW
B-43	Landscape Inspection			
	Residential		\$ 79	\$ 79
	Commercial/Industrial/Multi-family		\$ 236	\$ 236
B-44	NPDES Inspection (hourly, 1/2 hour minimum)		\$ 157	\$ 157
B-45	Building without a permit-fine	[5]	2 X Inspection Fee	2 X Inspection Fee
B-46	Technology Automation fee		6% of all development, permit and prevention fees for Planning, Building, Public Works and Fire	6% of all development, permit and prevention fees for Planning, Building, Public Works and Fire
B-47	Expedited Plan Review			2 X Plan Review Fee

Master Fee and Charges Schedule
Building

Community Development, Building Division - User Fees

No.	Description		Adopted Fee	Proposed Fee
	For services requested of City staff which have no fee listed in this fee schedule, the City Manager or the City Manager's designee shall determine the appropriate fee based on the established hourly rates for this department/division. Additionally, the City will pass-through to the applicant any discrete costs incurred from the use of external service providers if required to process the specific application.			

Notes

- [1] Building Flat Fees only; remainder of cost analysis conducted on program level in separate analysis
- [2] Fees may be waived for Plumbing, Mechanical and Electrical permits issued by the Department of Building & Safety for electrical, mechanical or plumbing systems that either produce energy or save natural resources and exceed State and Federal minimum requirements. Examples include, but are not limited to, photovoltaic systems, solar water heating systems, high efficiency furnaces and high efficiency air conditioners.
- [3] City collects \$75 current fee (building counter svcs.)
- [4] Only \$30 processing fee is collected if modified
- [5] Not included in cost analysis; placeholder on Master Fee Schedule
- [6] Fee percentage set by City policy, not evaluated through NBS cost analysis
- [7] Penalty; set by City code/citation authority. Not included in NBS cost Analysis
- [8] Per City policy, fees to issue revised permits, adjust permits, admin permits or those not listed are subject to the processing fee, microfilm fee, and other fee schedule line items as applicable. Minimum Inspection Fee does not apply
- [9] Per City policy, fees to reactivate permits include the established processing fee plus a penalty of 50% of the new inspection fee for projects with less than 6 months expiry, or 100% of new inspection fee for more than 6 months expiry
- [10] Fee set by County; NBS did not evaluate
- [11] Fees for this section are set by the State Government Code Section

Community Development, Code Enforcement Division - User Fees

No.	Description		Adopted Fee	Proposed Fee
CE-1	Re-inspection Fee without Citation		\$ 183	\$ 183
CE-2	Re-inspection Fee with a Citation		\$ 457	\$ 457
CE-3	Notice & Order Fee		\$ 3,203	\$ 3,203
CE-4	Mobile Vending Permit Initial		\$ 321	\$ 321
CE-5	Mobile Vending Permit Annual		\$ 90	\$ 90
CE-6	Shopping Cart Retrieval Containment Application		\$ 687	\$ 687
CE-7	Newsrack - New Permit		\$ 594	\$ 594
CE-8	Newsrack - annual Permit per rack		\$ 90	\$ 90
CE-9	Appeals Fee for Notice & Order		\$ 512	\$ 512
CE-10	Hourly Rate - Code Enforcement Supervisor		\$ 221	\$ 221
CE-11	Hourly Rate - Senior Code Enforcement Officer		\$ 176	\$ 176
CE-12	Hourly Rate - Code Enforcement Officer II		\$ 167	\$ 167
CE-13	Hourly Rate - Code Enforcement Officer I		\$ 128	\$ 128
CE-14	Hourly Rate - Code Enforcement Technician		\$ 113	\$ 113
	For services requested of City staff which have no fee listed in this fee schedule, the City Manager or the City Manager's designee shall determine the appropriate fee based on the established hourly rates for this department/division. Additionally, the City will pass-through to the applicant any discrete costs incurred from the use of external service providers if required to process the specific application.			

Community Development, Community Enhancement Division - User Fees

No.	Description		Adopted Fee	Proposed Fee
CE-15	Subordination Fee		\$ 303	\$ 303
CE-16	Reconveyance Fee		\$ 97	\$ 97
CE-17	Demand Fee		\$ 169	\$ 169
CE-18	Rehab Loan / Grant Fee	[1]	\$ 500	\$ 500
CE-19	Affordable Housing Unit Inspection		\$ 53	\$ 53
CE-20	Affordable Housing Unit - Annual Review		\$ 26	\$ 26

Notes

- [1] Pursuant to City Council adoption of the Housing and Rehab Rules and Regulations on April 5, 2010, Rehab Loan/Grant fee was set at \$500

COMMUNITY DEVELOPMENT - FACILITY RENTALS AND RECREATIONAL SERVICE FEES

FEE DESCRIPTION	Adopted Fee Floor	Adopted Fee Maximum	Proposed Fee
Strand Parking Structure Daily Fee:			
September 16 – May 16: November 1 - March 31:			
First 15 minutes(included as part of first hour)	No Charge	No Charge	No Charge
First 2 hours or less	\$2.00	\$2.00	\$2.50
Each 20 minutes thereafter	\$1.00	\$2.00	\$2.50
Daily Maximum	\$15.00	\$18.00	\$18.00
May 16 – September 14: April 1 - October 31:			
First 15 minutes (included as part of first hour)	No Charge	No Charge	No Charge
First 2 hours or less	\$2.00	\$2.00	\$3.00
Each 20 minutes thereafter	\$2.00	\$3.00	\$3.00
Daily Maximum	\$17.00	\$20.00	\$22.00
Flat Rate (after 8:00 pm)	\$6.00	\$8.00	\$10.00
Holiday Event Flat Rate	\$27.00	\$30.00	\$30.00
Valet Rates:			
September 16 – May 16: November 1 - March 31:			
First 2 hours	\$6.00	\$6.00	\$8.00
Each 20 minutes thereafter	\$1.00	\$2.00	\$2.50
Maximum Rate	\$18.00	\$20.00	\$18.00
May 16 – September 14: April 1 - October 31:			
First 2 hours	\$6.00	\$6.00	\$10.00
Each 20 minutes thereafter	\$1.00	\$2.00	\$3.00
Maximum Rate	\$18.00	\$20.00	\$22.00
Monthly Parking Pass: 24 hours, 7 days per week access	\$40.00	\$50.00	\$65.00
Business Hours Parking Pass (Program expires September 20, 2032):			
4th Amendment to Owner Participation Agreement Annual CPI	\$18.86	\$18.86	\$19.99
Increase each May			

Information Services - User Fee

No.	Description		Adopted Fee	Proposed Fee
IS - 1	Technology Fee	[1]	6%	6%

Notes:

[1] To be charged on all user fee services using the ELM system

Public Works - User Fees

Fee Activity				
No.	Description		Adopted Fee	Proposed Fee
	DEVELOPMENT RELATED FEES			
	* All Plan Check fees include 2 plan checks; additional plan checks are additional			
PW-1	Bond reduction (partially completed projects)	[2,3]	Deposit of \$2,900	Deposit of \$3,100
PW-2	Cash Bond Processing (plus \$90 Treasury Fee)		\$ 721	\$ 790
PW-3	Construction Water (per dwelling unit)	[C]	\$ 100	2x commodity rate
PW-4	Drainage Fees per acre-Ordinance #3741 dated 9/06, Resolution 2006-23	[C]	\$ 14,497	\$ 14,497
PW-5	Dock Construction Plan Review/Inspection	[12]	\$ 1,154	\$ 1,260
PW-6	Final Parcel Map Check	[2, 3, 12]	Deposit of \$4,600	Deposit of \$5,000
PW-7	Final Tract Map Check	[2, 3, 12]	Deposit of \$6,300	Deposit of \$6,900
PW-8	Lot Line Adjustment (Public Works)	[2, 3, 12]	Deposit of \$1,400	Deposit of \$1,500
PW-9	Fire Hydrant Flow Analysis	[3,7]	Hourly Rate	Hourly Rate
	Grading Plan Check & Inspection (includes erosion control)			
PW-10	(51--300 cubic yards) - deposit	[2, 3, 12]	Deposit of \$5,500	Deposit of \$6,000
PW-11	(301-5,000 cubic yards) - deposit	[2, 3, 12]	Deposit of \$9,700	Deposit of \$10,600
PW-12	(Greater than 5,001 cubic yards) Maximum Deposit*	[2, 3, 12]	Deposit of \$14,600	Deposit of \$16,000
	Improvement Plan Check:			
PW-13	Misc/Minor	[7, 12]	\$ 924	\$ 1,010
PW-14	Single Family Dwelling (deposit)	[2, 3, 12]	Deposit of \$2,100	Deposit of \$2,300
PW-15	All Others per 4 sheets (deposit)	[2, 3, 12]	Deposit of \$4,800	Deposit of \$5,200
PW-16	Landscape Plan Check and Inspection - (Right-of-way) - Deposit	[3, 7, 12]	Deposit of \$1,800	Deposit of \$1,900
	ENCROACHMENT PERMITS			
	Improvement Inspection			
PW-17	Minor (2 Hr. Min. Deposit)	[2, 3, 12]	Deposit of \$289	Deposit of \$310
PW-18	Residential Minor	[12]	Deposit of \$2,163	Deposit of \$2,370
PW-19	Residential Major	[12]	Deposit of \$7,209	Deposit of \$7,920
PW-20	Commercial/Retail/Industrial - Minor	[12]	Deposit of \$2,883	Deposit of \$3,170
PW-21	Commercial/Retail/Industrial - Major	[12]	Deposit of \$7,209	Deposit of \$7,920
PW-22	Utility Co Encroachment Permit	[C, 12]	\$ 334	\$ 360
	Improvement Inspection (Utilities) - per hour (billed monthly)	[12]	\$ 144	\$ 158
PW-23	Encroachment Permit (None/working without): Violation Fine - Permit Cost is equal to the amount paid for the permit at the time of issuance. The fine for working without a permit shall equal the full permit fee as set forth in the Fee Schedule or as determined by the Director.	[4, 12]	2 X Permit Fee	2 X Permit Cost

Public Works - User Fees

Fee Activity				
No.	Description		Adopted Fee	Proposed Fee
PW-24	Street Vacation:			
	Full vacation	[2,3]	Deposit of \$4,700	Deposit of \$5,100
	Summary vacation	[2,3]	Deposit of \$3,000	Deposit of \$3,300
PW-25	Street Lighting Plan Check - Per Sheet	[12]	\$ 865	\$ 950
PW-26	Survey Fee (per point)	[12]	\$ 72	\$ 78
PW-27	Traffic Control Plan Check - Per sheet	[12]	\$ 433	\$ 470
PW-28	Traffic Signal Plan Check - Per sheet	[12]	\$ 1,874	\$ 2,060
PW-29	Traffic Signs & Striping Plan Check - Per Sheet	[12]	\$ 1,009	\$ 1,110
PW-30	Obstruction/Storage Bin Permit (good for 7 days)	[7, 12]	\$ 72	\$ 78
PW-31	Illegal Refuse Bin Impound		\$ 144	\$ 158
PW-32	Illegal Storage Bin		\$ 216	\$ 237
PW-33	Recycling Bin Permit (annual)	[7]	\$ 181	\$ 198
PW-34	Residential Parking Permit		\$ 29	\$ 29
PW-35	Residential Parking Permit Replacement		\$ 12	\$ 12
PW-36	Residential Parking Permit (each additional)		\$ 12	\$ 12
PW-37	Temporary Restricted Parking Permits (Construction) * plus cost of signs (\$.75 per sign)	[12]	\$30 plus \$.75 per sign	\$36 plus \$ 1 per sign
PW-38	Temporary Parking in Permit Districts (fee is per sign)	[12]	\$ 1	\$ 1
PW-39	Temporary Construction Parking Permit (use on street sweeping day)	[12]	\$ 36	\$ 36
PW-40	Residential Street Tree Request (24" box) (Review & Installation), plus cost of tree	[5, 12]	\$ 378	\$ 410
PW-41	Street Tree Non-Permitted Removal (Evaluation & determination of tree cost; billing resident for tree replacement & installation), plus \$50/caliper	[12]	\$ 909	\$ 990
PW-42	Transportation Permits:			
	Wide/Overweight/Loading: (set by state)			
	Three day permit			
	Temporary Permit			
	Annual Permit			
	Single Permit	[10]	\$ 16	\$ 16
	Annual Permit	[10]	\$ 90	\$ 90
	NPDES/STORMWATER			
PW-43	Commercial High Priority sites (BMPs)- Annual Inspection	[12]	\$ 144	\$ 158
PW-44	Commercial Medium	[12]	\$ 144	\$ 158
PW-45	Commercial Low	[12]	\$ 144	\$ 158
PW-46	Industrial High Priority	[12]	\$ 408	\$ 448
PW-47	Industrial Medium	[12]	\$ 144	\$ 158

Public Works - User Fees

Fee Activity				
No.	Description		Adopted Fee	Proposed Fee
PW-48	Industrial Low	[12]	\$ 144	\$ 158
PW-49	Construction High Priority	[12]	\$ 205	\$ 225
PW-50	Construction Medium	[12]	\$ 84	\$ 92
PW-51	Construction Low	[12]	\$ 61	\$ 66
PW-52	Commercial - Industrial Reinspection	[12]	\$ 144	\$ 158
PW-53	Stormwater Permit Maintenance Inspection Fee	[12]	\$ 192	\$ 210
FATS, OILS & GREASES (FOG)*				
PW-54	Food Service Establishment with Grease Control Device (billed monthly); covers 1 insp/yr - <i>see below</i>		\$ 156	\$ 168
			Monthly \$13/month	Monthly \$14/month
PW-55	Food Service Establishment without Grease Control Device (billed monthly; covers 2 insp/yr) - <i>see below</i>		\$ 396	\$ 432
			Monthly \$33/month	Monthly \$36/month
PW-56	Food Service Establishment - Re-Inspection		\$ 84	\$ 92
WATER				
PW-57	Delinquent Bill Water Tag		\$ 55	\$ 55
PW-58	Delinquent Bill Water Shut-off		\$ 139	\$ 139
PW-59	Same Day Turn-On Service (Regular Hours)		\$ 85	\$ 85
PW-59.1	Same Day Reconnection Service (Regular Hours)		\$ 85	\$ 85
PW-59.2	Same Day Reconnection Service (Regular Hours) - Low Income	[9]	\$ 61	\$ 61
PW-60	Same Day Turn-On Service (After Hours)- 2 Hour Minimum*		\$ 301	\$ 301
PW-60.1	Same Day Reconnection Service (After Hours) - 2 Hour Minimum		\$ 301	\$ 301
PW-60.2	Same Day Reconnection Service (After Hours) - 2 Hour Minimum - Low Income	[9]	\$ 182	\$ 182
PW-61	Construction Water Meter Deposit	[C]	\$ 849	\$ 930
PW-62	Temp Meter Rental Setting & Removal (each occurrence)	[7]	\$ 144	\$ 158
PW-64	Turn Off/On/Stand-by (customer requested) per hour		Actual Cost	Actual Cost
MISCELLANEOUS FEES				
PW-65	Banner Hanging- Main Street (Tree Dept)		\$ 266	\$ 290
PW-66	Pennant Hanging (each) (Signals Dept)		\$ 75	\$ 82
PW-67	Memorial Park Bench		\$ 303	\$ 330
PW-68	Damage to City property	[8]	Actual Cost w/ 2 hour min.	Actual Cost w/ 2 hour min.
PW-69	Emergency cleanup (hazmat, street cleaning)	[8]	Actual Cost w/ 2 hour min.	Actual Cost w/ 2 hour min.
PW-70	Tree/Shrub Overhang Abatement	[8]	Actual Cost w/ 2 hour min.	Actual Cost w/ 2 hour min.
PW-71	Weed Abatement (per parcel); plus additional contract costs if applicable (now handled by Code Enforcement)	[6]	\$ 227	\$ 260

Public Works - User Fees

Fee Activity				
No.	Description		Adopted Fee	Proposed Fee
PW-72	Archive Fee (as-builts per sheet)	[12]	\$ 144	\$ 158
PW-73	Special Studies (Hydrology/Sewer/Other)		Actual Cost	Actual Cost
PW-74	Excessive Plan Checks > 2; per Re-Check	[3, 12]	Actual Cost; Minimum Deposit \$636	Actual Cost; Minimum Deposit \$700
PW-75	Re-Inspection (hourly)	[8, 12]	Actual Cost	Actual Cost
PW-76	Public Improvement Inspection - After Hours * 4 hour minimum (hourly)	[8, 12]	Actual Cost; Minimum Deposit \$513	Actual Cost; Minimum Deposit \$565
	Copies of plans and specifications (Most items available on-line)	[C]	\$.10 per copy per PRA or Actual Cost	\$.10 per copy per PRA or Actual Cost
	Orange County Sanitation District	[C]		
	Sewer Connection Fee (City)	[C]		
	Traffic Impact Fee	[C]		
	Water Capital Facilities Charge	[C]		
	Electric Vehicle Charging Rate		\$0.29/kWh	\$0.35/kWh
	HOURLY RATE			

	For services requested of City staff which have no fee listed in this fee schedule, the City Manager or the City Manager's designee shall determine the appropriate fee based on the established hourly rates for this department/division. Additionally, the City will pass-through to the applicant any discrete costs incurred from the use of external service providers if required to process the specific application.			
	Hourly Rate - (w/ automation fee)		\$ 152	\$ 166
PW-77	Hourly Rate - Engineering (w/out automation fee)	[12]	\$ 144	\$ 158
	WATER SERVICE DEPOSIT*			
PW-78	Deposit - Residential - Meter Size 3/4"	[11]	\$ 75	\$ 75
PW-79	Deposit - Residential - Meter Size 1"	[11]	\$ 100	\$ 100
PW-80	Deposit - Residential - Meter Size 1 1/2"	[11]	\$ 125	\$ 125
PW-81	Deposit - Residential - Meter Size 2"	[11]	\$ 175	\$ 175
PW-82	Deposit - Residential - Meter Size 3"	[11]	\$ 225	\$ 225
PW-83	Deposit - Residential - Meter Size 4"	[11]	\$ 400	\$ 400
PW-84	Deposit - Residential - Meter Size 6"	[11]	\$ 800	\$ 800
PW-85	Deposit - Residential - Meter Size 8"	[11]	\$ 1,150	\$ 1,150
PW-86	Deposit - Residential - Meter Size 10"	[11]	\$ 1,600	\$ 1,600
PW-87	Deposit - Fire Service - Meter Size 4"		\$ 80	\$ 80
PW-88	Deposit - Fire Service - Meter Size 6"		\$ 120	\$ 120
PW-89	Deposit - Fire Service - Meter Size 8"		\$ 160	\$ 160
PW-90	Deposit - Fire Service - Meter Size 10"		\$ 200	\$ 200

Public Works - User Fees

Fee Activity				
No.	Description		Adopted Fee	Proposed Fee

Notes

- [C] Included for the purpose of consolidation into the new Master Fee & Charges Schedule
- [2] Fee is currently a deposit, with actual costs using FBHR
- [3] Fee recommended is deposit with actual costs using FBHR
- [4] Penalty; not included in cost analysis
- [5] Time estimates represents upgrade from standard 15 gallon to 24 inch box
- [6] Fee plus additional costs if applicable
- [7] Revised fee structure
- [8] Actual Costs; using Fully Burdened Hourly Rates (FBHR)
- [9] To qualify for the low income rate, household income must be below 200% of the federal poverty level or meet requirements as specified in CA Health and Safety Code section 116914. The Chief Financial Officer shall annually increase the Low Income Reconnection Fees by the CPI beginning June 1, 2021, and every June 1 thereafter. The base index of the CPI adjustment shall be defined as the All Urban Consumers (CPI-U) for the Los Angeles-Long Beach-Anaheim area (1982-84=100) as published by the United States Bureau of Labor Statistics ("Bureau") as such index stands on January 1, 2020, and the "current index" shall be the index for the month of January immediately preceding the June 1, 2021 adjustment date, and every June 1 adjustment date thereafter, provided that in no event shall the Low Income Reconnection Fees exceed the non-Low Income Reconnection Fees. The City shall post the new CPI-U adjusted Fees on the City website and in the City Policy on discontinuation of residential water service.
- [10] Fee set by California Vehicle Code section 35795
- [11] Multi units: Add \$10.00 for each unit over 1
- [12] Includes automation fee
- * Current deposits historically assessed to new customers. There are no recommended changes to the deposit amount. This resolution will formalize the deposit amounts assessed. The City may waive or refund deposits for creditworthy customers as outlined in Administrative Regulation 311.

CITY OF HUNTINGTON BEACH

Public Works Fee Schedule

July 1, 2022 Update

User Fees Effective 6/16/09; resolution # 2009-31

Development Fees effective 1/6/17

Orange County Sanitation District (OCSD)

Capital Facilities Capacity Charge (CFCC)

FY 2024 - 2025

Use Category	Rate Basis	Base Charge
Commercial – Industrial	Per 1,000 square feet ¹	
Low Demand ²	Per 1,000 square feet	\$336
Average Demand ⁴	Per 1,000 square feet	\$2,088
High Demand ³	Per 1,000 square feet	\$4,962
Single Family Residential (SFR)⁵	Per Each	
5+ bedrooms		\$7,430
4 Bedrooms		\$6,362
3 Bedrooms		\$5,346
2 Bedrooms		\$4,331
1 Bedrooms		\$3,314
Multi – Family residential (MFR)⁶	Per Unit	
4 + Bedrooms	Per Unit	\$5,774
3 Bedrooms	Per Unit	\$4,758
2 Bedrooms	Per Unit	\$3,743
1 Bedrooms	Per Unit	\$2,672
Studio	Per Unit	\$1,710
Bedroom Additions		
2 nd bedroom addition	Per each	\$1,017
3 rd bedroom addition	Per each	\$1,015
4 th bedroom addition	Per each	\$1,016
5 th bedroom addition	Per each	\$1,068
6 th bedroom addition	No additional charge	No additional charge

¹ Provided that the minimum Capital Facilities Capacity Charge for such new construction shall be \$5,346

² Low Demand connections are the following categories of users: Nurseries; Warehouses; Churches; Truck Terminals; RV Parks, RV Storage Yards, Lumber/Construction Yards, Public Storage Buildings; and other facilities with restrooms, offices, lobbies and/or areas whose flows are similar in volume to these listed categories.

³ High Demand connections are the following categories of users: Food/Beverage Service Establishments; Supermarkets (with bakery, meat counter, and/or food service); Car Washes; Coin Laundries; Amusement Parks; Shopping Centers with one or more Food/Beverage Service Establishments; Food Courts; Food Processing Facilities; Textile Manufacturers; Breweries; and other facilities whose wastewater discharge is similar to these listed categories.

⁴ All other connections are Average demand users including: Church Offices and Schools; Hotels, Shopping Centers/Strip Malls without food/beverage service establishments, Music Halls without food facilities, Office buildings, Senior Housing with individual living units without kitchens but with a common kitchen.

⁵ Residential Accessory Structures such as workshops and hobby shops that connect to the sewer, will be charged at the average demand rate and the minimum charge does not apply.

⁶ Bedroom additions are considered a change of use and a CFCC must be paid. Enclosed loft additions, bonus rooms, offices, workout rooms, media rooms, libraries and any other enclosed addition which could potentially be used as a bedroom are included in this category. The classification of these additions will be reviewed and determined by staff.

⁷ MFR units consist of multiple attached units that are not sold individually and receive one secured property tax bill such as apartments. Multiple attached units that are not sold individually and are senior housing with individual living units that include a kitchen are considered MFR units.

⁸ Studio – one single room with no separating doors or openings leading to another part of the room (except for a bathroom).

Live/Work units will be charged at the residential rate for the living quarters and at the nonresidential rate for the work portion square footage.

*Refunds are only available for permits canceled within 12 months of payment date.

CITY OF HUNTINGTON BEACH
Public Works Fee Schedule

CITY SEWER CONNECTION FEES		Effective October 1, 2017
Resolution 2003-52, 2012-23, Ordinance#3613-9/03		
Single Family Dwelling Unit		\$2,317
Multiple Family Dwelling Unit		\$1,895
Non-Residential (based on water meter size relationship to Equivalent Dwelling Unit, EDU)		
Meter Size & Type	EDU's	Charge
3/4"	1	\$2,633
1"	2	\$5,267
1 1/2"	3	\$7,901
2"	5	\$13,170
3"	11	\$28,974
4" Compound	17	\$44,776
4" Domestic & Turbine	33	\$86,919
6" Compound	33	\$86,919
6" Domestic & Turbine	67	\$176,469
8" Domestic	117	\$308,163
10" Domestic	183	\$479,241

WATER CAPITAL FACILITIES CHARGE		Effective October 1, 2011
<i>Residential Development</i>		
<u>Meter size & type</u>	<u>EDUs</u>	<u>Charge</u>
3/4"	1	\$2,700
1"	2	\$5,398
1 1/2"	3	\$8,099
2"	5	\$13,497
3"	11	\$29,693
4" Compound	17	\$45,888
4" Domestic & Fire Service	33	\$89,077
6" Compound	33	\$89,077
6" FM	67	\$180,853
8" FM	117	\$315,818
10" FM	183	\$493,972
<i>Non-residential Development</i>		
Parcels less than 10,000 sq ft		\$60 per usable unit
Parcels 10,000 sq ft or greater		\$300 per acre or fraction thereof or \$60 per usable unit whichever is greater

Police - User Fees

No.	Fee Description		Adopted Fee	Proposed Fee
PD-1	Noise disturbance response/processing (in addition to a fine/penalty)		\$ 401	\$ 401
PD-2	Clearance letter		\$ 36	\$ 36
	Subpoena Fee	[3]	\$ 15	\$ 15
PD-3	Response to subpoena - Hourly	[3]	\$ 24	\$ 24
PD-4	Response to subpoena - Records	[4]	\$ 15	\$ 15
PD-5	Response to subpoena - Civil - (Deposit per day; actual costs)	[4]	\$ 275	\$ 275
PD-6	Vehicle equipment correction inspection/ Cite Sign Off (sworn)		\$ 20	\$ 20
	Digital reproduction (CD-ROM)			
PD-7	Copy of Existing Data File		\$ 12	\$ 12
PD-8	Copy of Non-Existing Data File		\$ 26	\$ 26
	Records			
PD-60	Copy of Photographs			\$ 25
PD-61	911 Tape Duplication			\$ 25
PD-62	Body-Worn Camera Duplication			\$ 25
PD-63	Police Report Copies			\$ 5
PD-9	Vehicle release		\$ 183	\$ 183
PD-10	Alarm permit application review/renewal (non sworn)		\$ 41	\$ 41
PD-10.1	Alarm permit application review/renewal (non sworn) - Senior Rate	[9]	\$ 21	\$ 21
	False Alarm Fee (with Permit)			
PD-11	1st and 2nd false alarm (12 month period)	[4]	\$ -	\$ -
PD-11.1	1st false alarm in 12-month period (waived w/online alarm school)	[4]	\$ 25	\$ 25
PD-11.2	2nd false alarm in 12-month period	[4]	\$ 50	\$ 50
PD-12	3rd false alarm	[4]	\$ 75	\$ 75
PD-13	4th false alarm	[4]	\$ 100	\$ 100
PD-14	5th false alarm	[4]	\$ 150	\$ 150
PD-15	6th false alarm	[4]	\$ 300	\$ 300
PD-16	7th false alarm	[4]	\$ 400	\$ 400
PD-17	8th false alarm in 12-month period (plus non-response status)	[4]	\$ 500	\$ 500
	False Alarm Fee (without Permit)			
PD-17.1	1st false alarm (waived w/permit application within 10 days)		\$ 250	\$ 250
PD-17.2	2nd false alarm		\$ 250	\$ 250
PD-17.3	3rd false alarm		\$ 500	\$ 500
PD-17.4	4th false alarm (plus non-response status)		\$ 1,000	\$ 1,000
PD-18	Response	[2]		
			\$ -	\$ -
PD-19	Records Check (non sworn)		\$ 26	\$ 26
PD-20	Boot Removal (non sworn)		\$ 121	\$ 121
PD-21	Vehicle Repossession Receipt (non sworn)	[6]	\$ 15	\$ 15
PD-47	Massage Establishment Registration Certificate (ERC) - Revocation Appeal		\$ 2,203	\$ 2,203
PD-48	Tow truck establishment - initial (sworn)	[7]	\$ 441	\$ 441
PD-49	Tow truck establishment - renewal (sworn)		\$ 110	\$ 110
PD-50	Tow truck establishment - change of location (sworn)		\$ 220	\$ 220
PD-51	Tow truck driver - initial (sworn)		\$ 220	\$ 220
PD-52	Tow truck driver - renewal (sworn)		\$ 220	\$ 220
PD-53	Jail Processing/Booking Fee	[1]	\$ 275	\$ 275
PD-54	City Jail Fee per Inmate per day (Pay to Stay)	[4]	\$ 100	\$ 100
PD-55	One Time Admin fee for cost of account set up of an applicant		\$ 50	\$ 50
PD-56	Renting a GPS Inmate Tracking Device per 24-hour period	[4]	\$ 10	\$ 10
PD-57	Bicycle Impound	[8]	\$ 20	\$ 20
	Drug/DUI/Hazmat/Other Incident Response			
PD-58	* DUI - \$12,000 Maximum per State law		Actual Cost	Actual Cost

Police - User Fees

No.	Fee Description		Adopted Fee	Proposed Fee
	Hourly Rates			
PD-59	Sworn		\$ 220	\$ 220
	Non-Sworn		\$ 109	\$ 109
	Jail		\$ 142	\$ 142
	For services requested of City staff which have no fee listed in this fee schedule, the City Manager or the City Manager's designee shall determine the appropriate fee based on the established hourly rates for this department/division. Additionally, the City will pass-through to the applicant any discrete costs incurred from the use of external service providers if required to process the specific application.			

Notes

- [1] City does not collect on all booking fees.
- [2] For Information Purposes only; not included in cost analysis
- [3] CA Govt. Code 68097; CA Evidence Code 1563
- [4] Placeholder for Master Fee Schedule (MFS); Not included in cost analysis
- [6] Set by state
- [7] No volume - 5 yr cycle
- [8] CA Govt. Code 53150-35159
- [9] Senior discounted rate - applicant must be 62 years or older and have a combined annual adjusted gross income of all members of the household that does not exceed the HUD Income Guidelines for "Very Low Income Category"

Fire - User Fees & Charges

No.	Description		Adopted Fee	Proposed Fee
Fire Department - Development Fees				
	Underground/Aboveground Storage Tanks	[7,15,18]		
F-1	Underground Tank & piping Installation Plan Check (One Tank)		\$ 391	\$ 395
F-2	Underground Tank & piping Installation Inspection (One Tank)		\$ 488	\$ 493
F-3	Underground Tank Install Plan Check each additional tank		\$ 97	\$ 98
F-4	Underground Tank Install Inspection each additional tank		\$ 391	\$ 395
F-5	Underground Tank Removal Plan Check (One Tank)		\$ 195	\$ 197
F-6	Underground Tank Removal Inspection (One Tank)		\$ 975	\$ 985
F-7	Underground Tank Removal Plan Check each additional tank		\$ 49	\$ 50
F-8	Underground Tank Removal Inspection each additional tank		\$ 195	\$ 197
F-9	Flammable / Combustible Liquid new piping or re-pipe Plan Check		\$ 292	\$ 295
F-10	Flammable / Combustible Liquid new piping or re-pipe Inspection		\$ 391	\$ 395
F-11	Aboveground - Storage Tank Installation Plan Check (Per Tank)		\$ 585	\$ 591
F-12	Aboveground - Storage Tank Installation Inspection (Per Tank)		\$ 391	\$ 395
F-13	Aboveground - Storage Tank Removal Plan Check		\$ 97	\$ 98
F-14	Aboveground - Storage Tank Removal Inspection		\$ 292	\$ 295
F-15	Aboveground - Storage Tank Removal Plan Check - Each additional tank		\$ 49	\$ 50
F-16	Aboveground - Storage Tank Removal Inspection - Each additional tank		\$ 195	\$ 197
Methane Barrier and Venting System				
	Methane Protection System Plan Check:			
F-17	1-2,500 sq feet		\$ 292	\$ 295
F-18	Each additional sq ft > 2,500 sq ft		\$ 0.05	\$ 0.05
F-19	Plan Recheck (hourly)		\$ 195	\$ 197
	Methane Protection System Inspection (includes two risers):			
F-20	0 - 2,500 sq feet		\$ 975	\$ 985
F-21	Each additional sq ft > 2,500 sq ft		\$ 0.15	\$ 0.15
F-22	Additional risers		\$ 49	\$ 50
F-23	Each additional floor over three stories		\$ 49	\$ 50
Methane Protection System				
F-24	Methane Protection System Repair Inspection - 1 - 100 sq. ft.		\$ 292	\$ 295
F-25	Methane Protection System Repair Insp - each additional sq. ft. over 100 sq. ft.		\$ 1	\$ 1
F-26	Methane Plan Check repair		\$ 195	\$ 197

Fire - User Fees & Charges

No.	Description		Adopted Fee	Proposed Fee
	Project Review and Oversight for Compliance with City Specification 429 (Methane Mitigation) or 431-92 (Soil remediation)			
F-27	Single Family Residence / Multifamily Residential up to 5 units	[13]	\$390 Deposit; Actual Cost	Actual Cost Plus Other Fees (F-
F-28	All Other Residential, Commercial and Industrial	[13]	\$977 Deposit; Actual Cost	Actual Cost Plus Other Fees (F-
	Water Based Fire Protection Systems			
F-29	Fire Sprinkler Single family base (up to 30 heads) Plan Check		\$ 488	\$ 493
F-30	Fire Sprinkler Single family base (up to 30 heads) Inspection		\$ 585	\$ 591
F-31	Fire Sprinkler Multi Family Residences (up to 120 heads) Plan Check		\$ 780	\$ 790
F-32	Fire Sprinkler Multi Family Residences (up to 120 heads) Inspection		\$ 1,171	\$ 1,183
F-33	Fire Sprinkler Commercial/Industrial base (up to 50 heads) Plan Check		\$ 780	\$ 789
F-34	Fire Sprinkler Commercial/Industrial base (up to 50 heads) Inspection		\$ 975	\$ 985
F-35	Fire Sprinkler Tenant Improvement (up to 10 heads) Plan Check		\$ 195	\$ 197
F-36	Fire Sprinkler Tenant Improvement (up to 10 heads) Inspection		\$ 292	\$ 295
F-37	Fire Sprinkler, Per Additional Head - All Types of Buildings (plan check)		\$ 2.00	\$ 2.02
F-38	Fire Sprinkler, Per Additional Head - All Types of Buildings (Inspection)		\$ 4.00	\$ 4.04
F-39	Standpipe System Plan Check (Per Vertical Standpipe)		\$ 391	\$ 395
F-40	Standpipe System Inspection (Per Vertical Standpipe)		\$ 780	\$ 788
F-41	Fire Sprinkler, Per Additional Head Plan Check (head replacement only, no modification to piping)		\$ 1.21	\$ 1.22
F-42	Fire Sprinkler, Per Additional Head Inspection (head replacement only, no modification to piping)		\$ 1.88	\$ 1.90
F-43	Fire Protection Underground System Plan Check (includes 1 riser or hydrant)		\$ 585	\$ 591
F-44	Fire Protection Underground System Inspection (includes 1 riser or hydrant)		\$ 780	\$ 788
F-45	Fire Protection Underground, Per Additional Sprinkler Riser or Hydrant Plan Check		\$ 391	\$ 395
F-46	Fire Protection Underground, Per Additional Sprinkler Riser or Hydrant Inspection		\$ 391	\$ 395
F-47	Fire Pump Plan Check		\$ 780	\$ 788
F-48	Fire Pump Inspection		\$ 1,171	\$ 1,183
	Fire Alarm or Methane Detection:			
F-49	Up to 25 devices - Plan Check		\$ 488	\$ 493
F-50	Up to 25 devices - Inspection		\$ 488	\$ 493
F-51	Tenant Improvement (up to 5 devices) Plan Check		\$ 189	\$ 191
F-52	Tenant Improvement (up to 5 devices) Inspection		\$ 283	\$ 286
F-53	Per additional Device (new or TI) plan check		\$ 4.00	\$ 4.05
F-54	Per additional Device (new or TI) inspection		\$ 7.00	\$ 7.10

Fire - User Fees & Charges

No.	Description		Adopted Fee	Proposed Fee
	Alternative Automatic Extinguishing Systems:			
F-55	Dry or Wet Chemical, CO2, Halon, Clean Agent, and Other Plan Check		\$ 391	\$ 395
F-56	Dry or Wet Chemical, CO2, Halon, Clean Agent, and Other Inspection		\$ 391	\$ 395
	Other Fire Construction Permits:			
F-57	Industrial Oven Plan Check		\$ 195	\$ 197
F-58	Industrial Oven Inspection		\$ 391	\$ 395
F-59	LPG, Cryogenics, Compressed Gas, Medical Gas, Battery Storage Systems, & other Fire Construction Permit Plan Check		\$ 391	\$ 395
F-60	LPG, Cryogenics, Compressed Gas, Medical Gas, Battery Storage Systems, & other Fire Construction Permit Inspection		\$ 488	\$ 493
F-61	Emergency Responder Radio Coverage Plan Review & Coordination		\$ 585	\$ 591
F-62	Emergency Responder Radio Coverage Inspection & Coordination		\$ 780	\$ 788
F-63	Public School Access & Water Supply Plan Check		\$ 391	\$ 395
	New Street Name or Name Change Review:			
F-64	Per street name		\$ 195	\$ 197
	New Construction / Remodel:			
	Valuation Based Fire Inspection Fees (Applicable to Building Permit):			
F-65	\$1 to \$500		\$ 109.17	\$ 110.26
F-66	\$501 to \$2,000; 1st \$500		\$ 109.17	\$ 110.26
F-67	\$501 to \$2,000; each additional \$100 or fraction thereof		\$ 2.43	\$ 2.45
F-68	\$2,001 to \$25,000; 1st \$2,000		\$ 194.08	\$ 196.02
F-69	\$2,001 to \$25,000; each additional \$1,000 or fraction thereof		\$ 4.85	\$ 4.90
F-70	\$25,001 to \$50,000; 1st \$25,000		\$ 206.22	\$ 208.28
F-71	\$25,001 to \$50,000; each additional \$1,000 or fraction thereof		\$ 2.43	\$ 2.45
F-72	\$50,001 to \$100,000; 1st \$50,000		\$ 266.87	\$ 269.54
F-73	\$50,001 to \$100,000; each additional \$1,000 or fraction thereof		\$ 1.18	\$ 1.19
F-74	\$100,001 to \$500,000; 1st \$100,000		\$ 326.30	\$ 329.56
F-75	\$100,001 to \$500,000; each additional \$1,000 or fraction thereof		\$ 0.78	\$ 0.79
F-76	\$500,001 to \$1,000,000; 1st \$500,000		\$ 638.05	\$ 644.43
F-77	\$500,001 to \$1,000,000; each additional \$1,000 or fraction thereof		\$ 0.78	\$ 0.79
F-78	\$1,000,000 and up; 1st \$1,000,000		\$ 1,027.44	\$ 1,037.71
F-79	\$1,000,000 and up; each additional \$1,000 or fraction thereof		\$ 0.73	\$ 0.74

Fire - User Fees & Charges

No.	Description		Adopted Fee	Proposed Fee
New	Valuation Based Fire Plan Review Fees (Applicable to Building Permit):			
F-80	\$1 to \$500		\$ 72.78	\$ 73.51
F-81	\$501 to \$2,000; 1st \$500		\$ 72.78	\$ 73.51
F-82	\$501 to \$2,000; each additional \$100 or fraction thereof		\$ 2.43	\$ 2.45
F-83	\$2,001 to \$25,000; 1st \$2,000		\$ 145.56	\$ 147.02
F-84	\$2,001 to \$25,000; each additional \$1,000 or fraction thereof		\$ 3.86	\$ 3.90
F-85	\$25,001 to \$50,000; 1st \$25,000		\$ 183.17	\$ 185.00
F-86	\$25,001 to \$50,000; each additional \$1,000 or fraction thereof		\$ 2.50	\$ 2.53
F-87	\$50,001 to \$100,000; 1st \$50,000		\$ 246.25	\$ 248.71
F-88	\$50,001 to \$100,000; each additional \$1,000 or fraction thereof		\$ 1.25	\$ 1.26
F-89	\$100,001 to \$500,000; 1st \$100,000		\$ 308.11	\$ 311.19
F-90	\$100,001 to \$500,000; each additional \$1,000 or fraction thereof		\$ 0.63	\$ 0.64
F-91	\$500,001 to \$1,000,000; 1st \$500,000		\$ 559.21	\$ 564.80
F-92	\$500,001 to \$1,000,000; each additional \$1,000 or fraction thereof		\$ 0.62	\$ 0.63
F-93	\$1,000,000 and up; 1st \$1,000,000		\$ 872.17	\$ 881.89
F-94	\$1,000,000 and up; each additional \$1,000 or fraction thereof		\$ 0.36	\$ 0.36
F-95	Plan Review Fee Exception (Standard Production Units after model unit has been reviewed are charged at % of Fire Plan Review fee for first model unit. Changes are to		26% of Plan Review Fee	27% of Plan Review Fee
F-96	Alternative Materials and Methods of Construction - Application Fee - Minimum 2-hour review deposit required		Actual Cost (FBHR)	F-252 at 2-hour Minimum
F-96.1	Alternative Materials and Methods of Construction - Plan Review Fee (remaining fee)			Actual Cost Less Application Fee
	The Following Notes Apply to All Fire Construction Permits:			
	For plan and permit scanning costs, see "Document Production, Processing & Retrieval" (F-128 and F-129)			
	Technology automation fees applies to all development permit/plan check/inspection (F-135)			
	For plan review and inspection hourly charges, see "Emergency Response Charges" (F-252)			
	NEW OPERATIONAL PERMIT (per permit)			
F-97	Plan Check/Application Code Review		\$ 195	\$ 197
F-98	Inspection		\$ 97	\$ 98

Fire - User Fees & Charges

No.	Description		Adopted Fee	Proposed Fee
	FIRE/LIFE SAFETY INSPECTION	[26]		
F-99	Self-Inspection Report - Third Party Processing Fee		\$ 16	\$24.95 or Actual Cost
F-100	Up to 2,000 sq. ft.		\$ 116	\$ 117
F-101	2,001 - 10,000 sq. ft.		\$ 301	\$ 304
F-102	Over 10,000 sq. ft.		\$ 430	\$ 433
F-105	Repeat Inspection Attempts Violation - Minimum half an hour required			Actual Cost, but subject to 50% of F-252 Minimum
F-106	Additional for New Occupancy/Tenant Inspection	[17,26]	\$ 147	\$ 147
	PETROCHEM INSPECTIONS	[26]		
F-107	Oil/Gas/Injection Well Abandonment Plan Check		\$ 585	\$ 591
F-108	Oil/Gas/Injection Well Abandonment Inspection		\$ 585	\$ 591
F-109	Oil/Gas/Injection Well Vent Inspection - per well		\$ 585	\$ 591
F-110	Oil/Gas/Injection Well Activation Plan Check/Permit		\$ 292	\$ 295
F-111	Oil/Gas/Injection Well Activation Plan Check/Permit - per additional well		\$ 97	\$ 98
F-112	Oil/Gas/Injection Well Activation Inspection		\$ 195	\$ 197
F-113	Oil/Gas/Injection Well Activation Inspection - per additional well		\$ 97	\$ 98
F-114	Oil Well Gas Monitoring Inspection		\$ 195	\$ 197
F-115	Existing Oil/Gas/Injection Well - Minimum half an hour required		\$ 292	Actual Cost, but subject to 50% of F-252 Minimum
F-116	Existing Oil/Gas/Injection Well Inspection - per additional well		\$ 49	\$ 49
F-117	Oil Well Re-inspection - per well		\$ 147	\$ 147
	STATE MANDATED INSPECTIONS			
F-118	Convalescent / Care Facility Inspections		Actual Cost	Actual Cost
F-119	Hospitals / Medical Facility Inspections		Actual Cost	Actual Cost
F-120	Private School Inspections		Actual Cost	Actual Cost
	High Rise Inspections			
F-121	7 stories (base fees)		Actual Cost	Actual Cost
F-122	Per floor above 7 stories		Actual Cost	Actual Cost
	Hotel, Motel & Multifamily Inspections	[26]		
F-123	Up to 3 Units (base fee)		\$ 38	\$ 39
F-124	per additional unit over 3 units		\$ 1.61	\$ 1.63
F-125	Large Family Day Care Inspections		\$ 351	\$ 355

Fire - User Fees & Charges

No.	Description		Adopted Fee	Proposed Fee
F-126	Fire Clearance Pre-Inspection for State License - Minimum .5 hour		\$50 or Current State Fee	Actual Cost or 50% of F-252 Minimum
	Fire Clearance Pre-Inspection for State License			
F-126	1 to 25 persons (Fee Set by State)		\$50 or current State Fee	\$50 or current State Fee
F-127	26 or more persons (Fee Set by State)		\$100 or current State Fee	\$100 or current State Fee

Fire - User Fees & Charges

No.	Description		Adopted Fee	Proposed Fee
	DOCUMENT PRODUCTION, PROCESSING & RETRIEVAL			
F-128	Record Retention Fee - Each sheet of permitted drawings		\$ 4.04	\$ 4.10
F-129	Record Retention fee - Each Issued permit		\$ 1.04	\$ 1.05
F-130	Refund Processing Fee		\$ 80	\$ 81
F-131	Reactivate permit for projects expired LESS than 6 months (plus penalty)		\$ 53	\$ 54
F-132	Penalty		50% of new inspection fee	51% of new inspection fee
F-133	Reactivate permit for projects expired GREATER than 6 months (plus penalty)		\$ 53	\$ 54
F-134	Penalty		100% of new inspection fee	101% of new inspection fee
F-135	Technology Automation Fee		6%	7%
	SPECIAL SERVICES FEES & CONDITIONS (See Conditions 1-4 below)			
F-136	Inspection Outside of Normal Work Hours - Hourly Rate	[1,3,4]	\$195/Hr, 2 Hour Minimum	1.5 times F-252 at 2-Hour
F-137	Inspection During Normal Work Hours - Hourly Rate	[1,2]	\$ 195	\$ 197
F-138	Plan Review Outside Normal Work Hours - Hourly Rate	[1,3,4]	\$195/Hr, 2 Hour Minimum	1.5 times F-252 at 2-Hour
F-139	Plan Review During Normal Work Hours - Hourly Rate	[1,2]	\$ 195	\$ 197
F-140	Investigation Charge (work without a permit)	[6]	-2X Permit Fee-	-2X Permit Fee-
F-141	Administrative Processing for Consultant Work		\$ 97	\$ 98
	Fire - Marine Safety - User Fees			
	JUNIOR LIFEGUARD PROGRAM FEES			
F-142	Resident Fees Charged		\$ 654	\$ 654
F-143	Non-Resident Fees Charged		\$ 681	\$ 681
F-143.3	Sand Crab (resident and non-resident)		\$ 240	\$ 240
	Central Net Training Center-User Fees	[11]		
	ASSEMBLY-CLASSROOM #1/ 50-100			
F-144	Safety Rate (\$0-\$11,999) per hour		\$ 50	\$ 80
F-145	10% Reduced Rate (\$12,000-\$24,000) per hour		\$ 45	\$ 45
F-146	20% Reduced Rate (\$25,000-\$39,999) per hour		\$ 40	\$ 40
F-147	30% Reduced Rate (\$40,000-Plus) per hour		\$ 35	\$ 35
F-148	Commercial - per hour		\$ 55	\$ 88
	CLASSROOM #2 / 18-35			
F-149	Safety Rate (\$0-\$11,999) per hour		\$ 35	\$ 45
F-150	10% Reduced Rate (\$12,000-\$24,000) per hour		\$ 30	\$ 30
F-151	20% Reduced Rate (\$25,000-\$39,999) per hour		\$ 25	\$ 25
F-152	30% Reduced Rate (\$40,000-Plus) per hour		\$ 20	\$ 20
F-153	Commercial - per hour		\$ 35	\$ 50
	CLASSROOM #4 / 42			
F-154	Safety Rate (\$0-\$11,999) per hour		\$ 40	\$ 60
F-155	10% Reduced Rate (\$12,000-\$24,000) per hour		\$ 35	\$ 35
F-156	20% Reduced Rate (\$25,000-\$39,999) per hour		\$ 30	\$ 30
F-157	30% Reduced Rate (\$40,000-Plus) per hour		\$ 25	\$ 25
F-158	Commercial - per hour		\$ 45	\$ 67

Fire - User Fees & Charges

No.	Description		Adopted Fee	Proposed Fee
	CLASSROOM #5 / 22			
F-159	Safety Rate (\$0-\$11,999)- per hour		\$ 25	\$ 35
F-160	10% Reduced Rate (\$12,000-\$24,000)- per hour		\$ 20	\$ 20
F-161	20% Reduced Rate (\$25,000-\$39,999)- per hour		\$ 17	\$ 17
F-162	30% Reduced Rate (\$40,000-Plus)- per hour		\$ 15	\$ 15
F-163	Commercial - per hour		\$ 25	\$ 39
	EXECUTIVE BOARDROOM / 12			
F-164	Safety Rate (\$0-\$11,999)- per hour		\$ 75	\$ 75
F-165	10% Reduced Rate (\$12,000-\$24,000)- per hour		\$ 70	\$ 70
F-166	20% Reduced Rate (\$25,000-\$39,999)- per hour		\$ 60	\$ 60
F-167	30% Reduced Rate (\$40,000-Plus)- per hour		\$ 50	\$ 50
F-168	Commercial - per hour		\$ 90	\$ 90
	DRILL GROUNDS & TOWER			
F-169	Safety Rate (\$0-\$11,999)- per hour		\$ 75	\$ 150
F-170	10% Reduced Rate (\$12,000-\$24,000)- per hour		\$ 70	\$ 70
F-171	20% Reduced Rate (\$25,000-\$39,999)- per hour		\$ 60	\$ 60
F-172	30% Reduced Rate (\$40,000-Plus)- per hour		\$ 50	\$ 50
F-173	Commercial - per hour		\$ 90	\$ 167
	TOWER & BURN ROOMS			
F-174	Safety Rate (\$0-\$11,999)- per hour		\$ 475	\$ 150
F-175	Safety Rate (\$0-\$11,999)- per full day		\$ 700	\$ 700
F-176	10% Reduced Rate (\$12,000-\$24,000)- per 1/2-day		\$ 425	\$ 425
F-177	10% Reduced Rate (\$12,000-\$24,000)- per full-day		\$ 630	\$ 630
F-178	20% Reduced Rate (\$25,000-\$39,999)- per 1/2-day		\$ 370	\$ 370
F-179	20% Reduced Rate (\$25,000-\$39,999)- per full-day		\$ 575	\$ 575
F-180	30% Reduced Rate (\$40,000-Plus)- per 1/2-day		\$ 325	\$ 325
F-181	30% Reduced Rate (\$40,000-Plus)- per full-day		\$ 500	\$ 500
F-182	Commercial- per 1/2-day		\$ 550	\$ 550
F-183	Commercial- per full-day hour		\$ 835	\$ 167
	DRILL GROUNDS			
F-184	Safety Rate (\$0-\$11,999)- per hour		\$ 55	\$ 75
F-185	10% Reduced Rate (\$12,000-\$24,000)- per hour		\$ 50	\$ 50
F-186	20% Reduced Rate (\$25,000-\$39,999)- per hour		\$ 45	\$ 45
F-187	30% Reduced Rate (\$40,000-Plus)- per hour		\$ 30	\$ 30
F-188	Commercial - per hour		\$ 65	\$ 83
	TOWER (NO BURNING)			
F-189	Safety Rate (\$0-\$11,999)- per hour		\$ 55	\$ 75
F-190	10% Reduced Rate (\$12,000-\$24,000)- per hour		\$ 50	\$ 50
F-191	20% Reduced Rate (\$25,000-\$39,999)- per hour		\$ 45	\$ 45
F-192	30% Reduced Rate (\$40,000-Plus)- per hour		\$ 30	\$ 30
F-193	Commercial - per hour		\$ 65	\$ 83
	DRAFTING / TEST PIT			
F-194	Safety Rate (\$0-\$11,999)- per hour		\$ 20	\$ 30
F-195	10% Reduced Rate (\$12,000-\$24,000)- per hour		\$ 18	\$ 18
F-196	20% Reduced Rate (\$25,000-\$39,999)- per hour		\$ 16	\$ 16
F-197	30% Reduced Rate (\$40,000-Plus)- per hour		\$ 14	\$ 14
F-198	Commercial - per hour		\$ 25	\$ 33
	FLASHOVER TRAINING			
F-199	Safety Rate (\$0-\$11,999)- per burn session		\$ 475	\$ 500
F-200	10% Reduced Rate (\$12,000-\$24,000)- per burn-session		\$ 450	\$ 450
F-201	20% Reduced Rate (\$25,000-\$39,999)- per burn-session		\$ 425	\$ 425
F-202	30% Reduced Rate (\$40,000-Plus)- per burn-session		\$ 400	\$ 400
F-203	Commercial - per burn session		\$ 500	\$ 556
	ENTIRE FACILITY (Private, may include one burn day)			
F-204	Safety Rate (\$0-\$11,999)- full day		\$ 1,000	\$ 1,000
F-205	10% Reduced Rate (\$12,000-\$24,000)- full day		\$ 900	\$ 900
F-206	20% Reduced Rate (\$25,000-\$39,999)- full day		\$ 800	\$ 800
F-207	30% Reduced Rate (\$40,000-Plus)- full day		\$ 700	\$ 700
F-208	Commercial - full day		\$ 1,000	\$ 1,111

Fire - User Fees & Charges

No.	Description		Adopted Fee	Proposed Fee
	ALL OUTSIDE AREA			
F-209	Safety Rate (\$0-\$11,999) per hour		\$ 90	\$ 75
F-210	10% Reduced Rate (\$12,000-\$24,000) per hour		\$ 85	\$ 85
F-211	20% Reduced Rate (\$25,000-\$39,999) per hour		\$ 75	\$ 75
F-212	30% Reduced Rate (\$40,000 Plus) per hour		\$ 65	\$ 65
F-213	Commercial per hour		\$ 115	\$ 83
	VENTILATION WOOD PROP			
F-219	Safety Rate (\$0-\$11,999) plus Material cost and clean up		\$ 65	\$ 75
F-220	10% Reduced Rate (\$12,000-\$24,000) plus Material cost and clean up		\$ 65	\$ 65
F-221	20% Reduced Rate (\$25,000-\$39,999) plus Material cost and clean up		\$ 65	\$ 65
F-222	30% Reduced Rate (\$40,000 Plus) plus Material cost and clean up		\$ 65	\$ 65
F-223	Commercial - plus Material cost and clean up		\$ 65	\$ 83
	BURN CADRE & IAP CREATION			
F-263	Safety Rate (\$0-\$11,999) per hour		\$ 200	\$ 200
F-264	10% Reduced Rate (\$12,000-\$24,000) per hour		\$ 180	\$ 180
F-265	20% Reduced Rate (\$25,000-\$39,999) per hour		\$ 160	\$ 160
F-266	30% Reduced Rate (\$40,000 Plus) per hour		\$ 140	\$ 140
F-267	Commercial per hour		\$ 250	\$ 250
	BURN PACKAGE			
F-270	Safety Rate - per day		\$200 per Hour	\$2,775 per Day
F-271	Commercial - per day		\$200 per Hour	\$2,775 per Day
	OTHER			
F-270	Burn Packing & Cleaning 1/2 day		\$ 150	\$ 150
F-271	Burn Packing & Cleaning Full day		\$ 200	\$ 200
F-272	Coffee - per 25 attendees per day		\$ 20	\$ 20
F-273	Copies - B&W			\$ 0.20
F-274	Copies - Color			\$ 0.60
F-275	Lead Instructor Wage - per hour			\$76.27 or Refer to Current RSCCD Beyond Contract/Overhead Part-Time Salary Schedule
F-276	Assistant Instructor Wage - per hour			\$68.64 or Refer to Current RSCCD Beyond Contract/Overhead Part-Time Salary Schedule
	CUPA Program- Hazardous Materials Review and Inspection	[17]		
	Annual Fee by Quantity Ranges:			
F-224	1 chemical		\$ 341	\$ 341
F-225	2-5 chemicals		\$ 488	\$ 488
F-226	6-10 chemicals		\$ 780	\$ 780

Fire - User Fees & Charges

No.	Description		Adopted Fee	Proposed Fee
F-227	11- 15 25 chemicals		\$ 975	\$ 975
F-228	16-20 26 and above chemicals chemicals		\$ 1,268	\$ 1,658
F-229	21-25 chemicals		\$ 1,366	\$ 1,366
F-230	26-30 chemicals		\$ 1,463	\$ 1,463
F-231	31-35 chemicals		\$ 1,560	\$ 1,560
F-232	36 and above chemicals		\$ 1,658	\$ 1,658
F-229	Late fee	[6]	\$ 150	\$ 150
Fire - EMS Fees				
	Placeholder for Master Fee Schedule	[10]		

Fire - User Fees & Charges

No.	Description		Adopted Fee	Proposed Fee
	FALSE ALARM RESPONSE/NON-EMERGENCY SERVICE CALLS (RESIDENTIAL & COMMERCIAL)			
F-233	1 or 2 in 12-month period (No charge 1st 2 in 12 months)	[28]	\$ -	\$ -
F-234	3 in 12-month period	[28]	\$ 146	\$ 146
F-235	4 in 12-month period	[28]	\$ 297	\$ 297
F-236	5 in 12-month period	[28]	\$ 594	\$ 594
F-237	Each additional False Alarm Response over 5 in 12-month period	[28]	\$ 740	\$ 740
F-238	Response			
	SPECIAL/ SPECIFIC EVENTS Plan Review/ Inspection	[20]		
F-239	Up to 750 sq. ft. event area	[17, 14]	\$ 274	\$ 274
F-240	750 - 5,000 sq. ft. event area	[17, 14]	\$ 367	\$ 367
F-241	5,001 - 25,000 sq. ft. event area	[18, 15]	\$ 549	\$ 549
F-242	25,001 - 50,000 sq. ft. event area	[18, 15]	\$ 1,650	\$ 1,650
F-243	> 50,000 sq. ft. event area (base fee)	[18, 15]	\$ 2,732	\$ 2,732
F-244	Per 2,000 sq. ft. > 50,000 sq. ft.	[18, 15]	\$ 91	\$ 91
	EMERGENCY RESPONSE CHARGES			
F-245	Accident/Incident Response		Actual Cost	Actual Cost
F-246	DUI Accident Response		Actual Cost	Actual Cost
F-247	Hazardous Materials Clean-up		Actual Cost	Actual Cost
F-248	Water / Flood Pumping & Clean-up		Actual Cost	Actual Cost
F-249	Urban Search and Rescue (USAR)		Actual Cost	Actual Cost
	Hourly Rates (any other services not identified elsewhere in this fee schedule will be billed at the hourly rate):			
F-250	Paramedic Engine Company (4 person)		\$ 569	\$ 603
F-251	Truck Company (4 person)		\$ 569	\$ 603
F-252	Fire Prevention		\$ 195	\$ 197
F-253	Marine Safety		\$ 109	\$ 109
F-254	Marine Safety - Seasonal/Part-Time		\$ 23	\$ 23
F-255	Emergency Transport Unit (2 EMT/ Vehicle Operators)		\$ 296	\$ 314
F-256	Hazmat (4 person)		\$ 569	\$ 603
F-257	Fire Personnel		Actual Cost	Actual Cost
F-258	Consultant Fee (Final consultant fee charges based on actual per hour charges)		Actual Cost	Actual Cost

Fire - User Fees & Charges

No.	Description		Adopted Fee	Proposed Fee
F-259	Subpoena Appearance (<i>fee set by Court</i>)		\$ 275	\$ 275
F-260	Subpoena Request for Records (<i>fee set by Court</i>)		\$ 15	\$ 15
F-261	California Fire Code (CFC) Maintenance Testing and Inspection Report Submittal		\$12 per CFC regulated features for each submission or actual cost	\$25.95 per CFC regulated features for each submission or actual cost
F-262	Report Submission for Inspection, Test, and Maintenance (ITM) of Installed Fire Protection Systems - Late Fee (per month, starting at 90 days overdue)		\$ 15	\$ 15
Lifeguard Tower Advertising Fees				
F-263	Top		-\$23,301 per year	-\$23,301 per year
F-264	Premium		-\$15,534 per year	-\$15,534 per year
F-265	Base		-\$7,767 per year	-\$7,767 per year
F-266	Smaller Towers		-\$3,700 per year	-\$3,700 per year
	For services requested of City staff which have no fee listed in this fee schedule, the City Manager or the City Manager's designee shall determine the appropriate fee based on the established hourly rates for this department/division. Additionally, the City will pass-through to the applicant any discrete costs incurred from the use of external service providers if required to process the specific application.			

Notes

- [1] Condition 1 -- The payment of such fees shall be in addition to other required fees
- [2] Condition 2 -- When the special services is provided during normal work hours, the fee shall be based on the actual time expended, but not less than one-half (1/2) hour
- [3] Condition 3 -- When the special service is provided as overtime as per the employee's MOU
- [4] Condition 4 -- When the special service is provided as overtime on a normal day off or a typical City holiday, as defined in the City's current Memorandum of Understanding (MOUS)
- [6] ~~**Note: Most of these cannot be broken down individually because they involve multiple unites/recourses, such as DUI Accident Response or Hazmat Unit Response.~~
- [6] Penalty; not included in cost analysis
- [7] ~~Previous fee covered both plan check and inspection~~
- [8] ~~Deposit for staff time; plus Consultant deposit based on consultant estimate; actual costs using FBHR and consultant costs~~
- [9] ~~Fee is listed on HBFD fee schedule; however was not collected; therefore current revenue reflects \$0~~
- [10] Emergency Medical Service fees are approved separately using transportation fees adopted by the Orange County Emergency Medical Services Agency and through research by staff for other cost-associated fees.
- [11] Fees not included in cost analysis; per Prop 26 - market sensitive, included in fee comparison survey; Per City - no recommended fee changes at this time.
- [13] Actual Costs - using the Fully Burdened Hourly Rates (FBHR), plus any outside consultant costs if applicable
- [14] ~~Includes 2 plan reviews; additional plan checks will be billed at the adopted hourly rate~~
- [15] ~~Includes 3 plan reviews; additional plan checks will be billed at the adopted hourly rate~~
- [16] ~~Includes 4 plan reviews; additional plan checks will be billed at the adopted hourly rate~~
- [18] ~~Includes up to 3 inspections; additional inspections may be billed at the adopted hourly rate~~
- [19]
- [20] ~~One temporary operational permit included. Each additional operational permit is billed at the adopted rates.~~
- [24] ~~Current Fee Amount assumed at 50% Plan Check and 50% Inspection. Current practice does not delineate between PC and Insp fee amounts.~~
- [22] ~~Review time exceeding initial hours assumed for establishing deposit is billed at hourly rate~~
- [23] ~~Fire/Life Safety Inspection Fees based on square footage also apply~~
- [24] ~~Staff recommend fee consistent with Building department~~
- [26] ~~Technology Automation fee added to all development, permit and prevention related fees.~~
- [26] Includes fire and life safety inspection for common and commercial areas. If the structure meets the definition of "high rise," the "high rise" fee applies in lieu of this fee.
- [27] ~~Multi-tenant commercial/industrial inspection is conducted for common fire features that are the responsibility of the building complex, mall owner or management company including egress, sprinklers, alarms, private fire hydrants, and emergency access.~~
- [28] False alarms include (1) system or detector malfunction, including improper performance of fire alarm system that is not a result of a proper system response to environmental stimuli such as smoke or high heat conditions; and (2) unintentional system or detector operation (no fire), includes tripping an interior device unintentionally. Non-emergency service calls include (1) lock-ins (non-emergency), (2) smoke or odor removal (no fire), (3) removal of a victim from a stalled elevator that has known mechanical issues; (4) other abuses of Fire Department services for repeat non-emergency conditions (excludes medical).

Library - User Fees

No.	Description		Adopted Fee	Proposed Fee
	Library Card Fees			
L-1	Replacement Card		\$ 5	\$ 5
L-2	Replacement Card - Children's		\$ 5	\$ 5
	Material processing fees and Media Rental Charges			
	<i>The Director of Library Services has the authority to waive fines and penalties, up to \$25.</i>			
	Processing Fees:			
L-6	Processing Fee (for lost materials)		\$ 5	\$ 5
L-7	Processing Fee (for damaged materials)		\$ 5	\$ 5
L-8	Processing Fee (for replacement materials)		\$ 5	\$ 5
	Damaged Materials Fees:			
L-9	Damaged Audiobook CD		\$ 15	\$ 15
L-10	Damaged Audiobook case		\$ 10	\$ 10
L-11	Damaged music CD case		\$ 1	\$ 1
L-12	Damaged DVD/Video case		\$ 2	\$ 2
L-13	Damaged Radio Frequency ID tag		\$ 2	\$ 2
L-14	Damaged Chromebook		\$ -	\$ -
L-15	Actual Replacement Cost		actual cost	actual cost
	Reserve Request Fees:			
L-16	Interlibrary loan request - book		\$ 6	\$ 6
L-17	Interlibrary loan request - microfilm		\$ 6	\$ 6
	Facility Rental Charges (per hour unless otherwise noted)	(1)		
L-21	Includes: Central Library, room rentals, Theater rentals	(2)	-N/A-	-N/A-
	Small Study Room Rentals		\$ 5	\$ 5
	Cleaning/Security Deposit			
L-22	Theaters, Rooms C&D combined, Talbert Room		\$ 500	\$ 500
L-23	Maddy, B, C, D, E Rooms		\$ 300	\$ 300
L-24	Technician Fee for Theater per hour		\$ 40	\$ 40
	Alcohol Use/Liability Insurance			
L-25	Under 100 persons in attendance			
L-26	Over 100 persons in attendance			
L-27	Setup/Takedown Charge (charged in addition to room rental rate)		\$ 85	\$ 85
L-28	Setup/Takedown Charge Rooms C&D (mandatory; charged in addition to room rental rates)		\$ 150	\$ 150
L-29	Cleaning Services (hourly)		\$ 65	\$ 65
	Reservations and Cancellations Policy			
L-30	Standard Cancellation Fee (plus 10% of total room rental x number of months reservation held)		\$ 50	\$ 50
L-31	Less than 20 days (Penalty)		-Entire Rental Charge-	-Entire Rental Charge-
L-32	Date Change-		\$ 30	\$ 30
L-33	Security staff - minimum of 1 for up to 100 people (City requirement) - per hour		\$ 30	\$ 30

Library - User Fees

No.	Description		Adopted Fee	Proposed Fee
HOURLY RATES				
L-34	Full-time		\$ 143	\$ 143
L-35	Part-time		\$ 36	\$ 36
	For services requested of City staff which have no fee listed in this fee schedule, the City Manager or the City Manager's designee shall determine the appropriate fee based on the established hourly rates for this department/division. Additionally, the City will pass-through to the applicant any discrete costs incurred from the use of external service providers if required to process the specific application.			

Notes

- [1] ~~Charges for use of City Facilities may be waived for City-sponsored and Co-sponsored programs & events~~
- [2] ~~Facility Rentals — not included in cost analysis; market-based; no change in rates recommended; Revenues sourced from FY 14 Trial Balance~~

Library - Charges

Central Library Theater and Meeting Room Rental Charges [1]		Adopted Charges	Proposed Charges
	<u>Cleaning/Security Deposit</u>		
L-22	Theaters, Rooms C&D combined, Talbert Room		
	Without Alcohol	\$ 500	\$ 500
	With Alcohol		Additional \$200
L-23	Maddy, B, C, D, E, Balboa Rooms		
	Without Alcohol	\$ 300	\$ 300
	With Alcohol		Additional \$200
L-24	<u>Technician Fee for Theater per hour per technician</u>	\$ 40	\$ 40
	<u>Room Rental with Alcohol</u>	Additional \$20 per hour	Additional \$20 per hour
	<u>Setup/Takedown</u>		
L-27	Setup/Takedown Charge (charged in addition to room rental rate)	\$ 85	\$ 85
L-28	Setup/Takedown Charge - Rooms C&D (mandatory; charged in	\$ 150	\$ 150
L-29	<u>Cleaning Services (hourly)</u>	\$ 65	\$ 65
	<u>Reservations and Cancellations Policy</u>		
L-30	Standard Cancellation Fee (plus 10% of total room rental x number of	\$ 50	\$ 50
L-31	Less than 20 days (Penalty) in advance of event date	Entire Rental Charge	Entire Rental Charge
L-32	Date Change	\$ 30	\$ 30
L-33	Security staff - minimum of 1 for up to 100 people (City requirement) -	\$ 30	\$ 30
Facility Rental Charges (per hour unless otherwise noted)			
Small Study Rooms		\$ 5.00	\$ 5.00
B Room	Non Profit (501c3) - Residential	\$ 50.00	\$ 50.00
	Non Profit (501c3) - Non Residential	\$ 60.00	\$ 60.00
	Business/private - Residential	\$ 80.00	\$ 80.00
	Business/private - Non Residential	\$ 90.00	\$ 90.00
Balboa Room	Non Profit (501c3) - Residential	\$ 50.00	\$ 50.00
	Non Profit (501c3) - Non Residential	\$ 60.00	\$ 60.00
	Business/private - Residential	\$ 80.00	\$ 80.00
	Business/private - Non Residential	\$ 90.00	\$ 90.00
C Room (piano)	Non Profit (501c3) - Residential	\$ 85.00	\$ 100.00
	Non Profit (501c3) - Non Residential	\$ 95.00	\$ 110.00
	Business/private - Residential	\$ 120.00	\$ 135.00
	Business/private - Non Residential	\$ 135.00	\$ 150.00
D Room	Non Profit (501c3) - Residential	\$ 85.00	\$ 100.00
	Non Profit (501c3) - Non Residential	\$ 95.00	\$ 110.00
	Business/private - Residential	\$ 120.00	\$ 135.00
	Business/private - Non Residential	\$ 135.00	\$ 150.00
C/D Room	Non Profit (501c3) - Residential	\$ 145.00	\$ 160.00
	Non Profit (501c3) - Non Residential	\$ 175.00	\$ 190.00
	Business/private - Residential	\$ 210.00	\$ 225.00
	Business/private - Non Residential	\$ 240.00	\$ 255.00

Library - Charges

Central Library Theater and Meeting Room Rental Charges [1]		Adopted Charges	Proposed Charges
C/D Room			
<i>flat rate package</i>	Non Profit (501c3) - Residential	\$ 800.00	\$ 960.00
8 hour maximum	Non Profit (501c3) - Non Residential	\$ 945.00	\$ 1,140.00
	Business/private - Residential	\$ 1,155.00	\$ 1,350.00
	Business/private - Non Residential	\$ 1,315.00	\$ 1,530.00
E Room	Non Profit (501c3) - Residential	\$ 50.00	\$ 50.00
	Non Profit (501c3) - Non Residential	\$ 60.00	\$ 60.00
	Business/private - Residential	\$ 70.00	\$ 70.00
	Business/private - Non Residential	\$ 80.00	\$ 80.00
Maddy Room	Non Profit (501c3) - Residential	\$ 60.00	\$ 60.00
	Non Profit (501c3) - Non Residential	\$ 80.00	\$ 80.00
	Business/private - Residential	\$ 95.00	\$ 95.00
	Business/private - Non Residential	\$ 110.00	\$ 110.00
Talbert Room	Non Profit (501c3) - Residential	\$ 95.00	\$ 95.00
	Non Profit (501c3) - Non Residential	\$ 105.00	\$ 105.00
	Business/private - Residential	\$ 145.00	\$ 145.00
	Business/private - Non Residential	\$ 155.00	\$ 155.00
Library Theater	Non Profit (501c3) - Residential	\$ 120.00	\$ 135.00
Monday-Thursday	Non Profit (501c3) - Non Residential	\$ 150.00	\$ 165.00
	Business/private - Residential	\$ 220.00	\$ 235.00
	Business/private - Non Residential	\$ 240.00	\$ 255.00
Library Theater	Non Profit (501c3) - Residential	\$ 150.00	\$ 165.00
Friday, Saturday, Sunday	Non Profit (501c3) - Non Residential	\$ 185.00	\$ 200.00
	Business/private - Residential	\$ 335.00	\$ 350.00
	Business/private - Non Residential	\$ 365.00	\$ 380.00
Tabby Theater	Non Profit (501c3) - Residential	\$ 80.00	\$ 80.00
	Non Profit (501c3) - Non Residential	\$ 100.00	\$ 100.00
	Business/private - Residential	\$ 170.00	\$ 170.00
	Business/private - Non Residential	\$ 200.00	\$ 200.00

[1] Charges for use of City Facilities may be waived for City or Library sponsored or co-sponsored events, per Resolution 2014-15.

Community Services - User Fees

No.	Description		Adopted Fee	Proposed Fee
CS-28	Specific Events	[1]		
	Application Fee			
	Under 2,000 Estimated Overall Attendance		\$ 225.00	\$ 225.00
	Over 2,000 Estimated Overall Attendance		\$ 450.00	\$ 450.00
	Other Department Staff Charges		As Applicable	As Applicable
CS-29	Special Events	[1]		
	Application Fee		\$ 110.00	\$ 110.00
	Other Department Staff Charges		As Applicable	As Applicable
CS-30	Ticketed Event Fee (based on ticket price charged by event operator)			
	\$0 - \$50.00			\$2 per ticket
	\$51.00 - \$200.00			\$4 per ticket
	\$201.00 +			\$6 per ticket
	Hourly Rate:			
	Community Services		\$ 136	\$ 136
	For services requested of City staff which have no fee listed in this fee schedule, the City Manager or the City Manager's designee shall determine the appropriate fee based on the established hourly rates for this department/division. Additionally, the City will pass-through to the applicant any discrete costs incurred from the use of external service providers if required to process the specific application.			

Notes

[1] Fees for City Sponsored or Co-Sponsored programs & events may be waived per Resolution 2014-16

Community Services - Facility Rentals and Recreational Services Charges [1]

Description		Adopted Charges	Proposed Charges
<u>FACILITIES</u>			
Group I = City Department Activity			
Group II = City Department Co-Sponsored Activity			
Group III = Civic and Nonprofit Organizations			
Group IV = Residents or misc. HB Groups (2-hr min)			
Group V = Non-Residents (2-hr. min)			
Group VI = Commercial, Business, For Profit (2-hr min)			
Facility Reservation Change Fee		\$10.00	\$10.00
Facility Reservation Cancellation Fee		\$25.00	\$25.00
Room Rental Security Deposit		varies (up to \$1,000 maximum)	varies (up to \$1,000 maximum)
Room Set up & Cleaning Charge		N/A	Varies (up to \$350 maximum)
Additional Staffing		\$20.00/staff/hour	\$20.00/staff/hour
Alcohol Filing Fee		\$6.00	\$6.00
Edison/Murdy Community Centers (hourly)			
Hall A			
Group I & II		N/A	N/A
Group III		\$55.00	\$70.00
Group IV		\$65.00	\$80.00
Group V		\$95.00	\$110.00
Group VI		\$125.00	\$140.00
Hall B			
Group I & II		N/A	N/A
Group III		\$40.00	\$55.00
Group IV		\$45.00	\$60.00
Group V		\$65.00	\$80.00
Group VI		\$80.00	\$95.00
Hall C & D			
Group I & II		N/A	N/A
Group III		\$40.00	\$55.00
Group IV		\$45.00	\$60.00
Group V		\$65.00	\$80.00
Group VI		\$80.00	\$95.00
Studio			
Group I & II		N/A	N/A
Group III		\$40.00	\$55.00
Group IV		\$45.00	\$60.00
Group V		\$65.00	\$80.00
Group VI		\$80.00	\$95.00
Hall A & B			
Group I & II		N/A	N/A
Group III		\$75.00	\$75.00
Group IV		\$90.00	\$90.00
Group V		\$140.00	\$140.00
Group VI		\$175.00	\$175.00

Community Services - Facility Rentals and Recreational Services Charges [1]

Description		Adopted Charges	Proposed Charges
Hall A, B, C & D			
	Group I & II	N/A	N/A
	Group III	\$95.00	\$95.00
	Group IV	\$120.00	\$120.00
	Group V	\$175.00	\$175.00
	Group VI	\$235.00	\$235.00
Edison/Murdy Community Centers with Alcohol (additional hourly amount)		N/A	Hourly Rate + \$10.00/hour
Kitchen		\$10/hour	\$10/hour
City Gym & Pool (hourly):			
Gym & Lockers (1-40)			
	Group I & II	N/A	N/A
	Group III	\$50.00	\$65.00
	Group IV	\$60.00	\$75.00
	Group V	\$85.00	\$100.00
	Group VI	\$115.00	\$130.00
Gym & Lockers 41+			
	Group I & II	N/A	N/A
	Group III	\$65.00	\$65.00
	Group IV	\$75.00	\$75.00
	Group V	\$110.00	\$110.00
	Group VI	\$145.00	\$145.00
Pool & Lockers (1-25)			
	Group I & II	N/A	N/A
	Group III	\$60.00	\$75.00
	Group IV	\$70.00	\$85.00
	Group V	\$100.00	\$115.00
	Group VI	\$135.00	\$150.00
Room A			
	Group I & II	N/A	N/A
	Group III	\$35.00	\$50.00
	Group IV	\$40.00	\$55.00
	Group V	\$55.00	\$70.00
	Group VI	\$70.00	\$85.00
Room B			
	Group I & II	N/A	N/A
	Group III	\$40.00	\$55.00
	Group IV	\$45.00	\$60.00
	Group V	\$65.00	\$80.00
	Group VI	\$80.00	\$95.00
Conference Room			
	Group I & II	N/A	N/A
	Group III	\$20.00	\$35.00
	Group IV	\$25.00	\$40.00
	Group V	\$35.00	\$50.00
	Group VI	\$40.00	\$55.00

Community Services - Facility Rentals and Recreational Services Charges [1]

Description		Adopted Charges	Proposed Charges
Gym, Lockers (1-40), & 1 Room-			
Group I & II		N/A	N/A
Group III		\$60.00	\$60.00
Group IV		\$75.00	\$75.00
Group V		\$110.00	\$110.00
Group VI		\$145.00	\$145.00
Gym, Lockers (41+), & 1 Room-			
Group I & II		N/A	N/A
Group III		\$75.00	\$75.00
Group IV		\$90.00	\$90.00
Group V		\$135.00	\$135.00
Group VI		\$175.00	\$175.00
Pool, Lockers (1-25), & 1 Room			
Group I & II		N/A	N/A
Group III		\$70.00	\$70.00
Group IV		\$85.00	\$85.00
Group V		\$130.00	\$130.00
Group VI		\$165.00	\$165.00
Gym, Pool, Rooms A & B, & Lockers (1-25)			
Group I & II		N/A	N/A
Group III		\$90.00	\$90.00
Group IV		\$135.00	\$135.00
Group V		\$195.00	\$195.00
Group VI		\$270.00	\$270.00
Gym, Pool, Rooms A & B, & Lockers (26+)			
Group I & II		N/A	N/A
Group III		\$105.00	\$105.00
Group IV		\$150.00	\$150.00
Group V		\$230.00	\$230.00
Group VI		\$305.00	\$305.00
City Gym Half Court Rentals			
Group I & II		N/A	N/A
Group III		N/A	\$38.00
Group IV		N/A	\$43.00
Group V		N/A	\$55.00
Group VI		N/A	\$70.00
Kitchen		\$10/hour	\$10/hour
Pool Lifeguard (hourly)		\$25.00/staff/hour	\$25.00/staff/hour

Community Services - Facility Rentals and Recreational Services Charges [1]

Description		Adopted Charges	Proposed Charges
Memorial Hall (hourly):			
Group I & II		N/A	N/A
Group III		\$25.00	\$40.00
Group IV		\$30.00	\$45.00
Group V		\$55.00	\$70.00
Group VI		\$75.00	\$90.00
Senior Center in Central Park (hourly except as noted below)			
Parkview Room, Stage & Patio included*			
*6 hour minimum rental: Fri. after 3 pm, Sat. & Sun. all day			
Group I & II		N/A	N/A
Group III		\$130.00	\$145.00
Group IV		\$180.00	\$195.00
Group V		\$210.00	\$225.00
Group VI		\$280.00	\$295.00
Parkview Room South, stage included			
Group I & II		N/A	N/A
Group III		\$80.00	\$95.00
Group IV		\$100.00	\$115.00
Group V		\$120.00	\$135.00
Group VI		\$160.00	\$175.00
Parkview Room North, patio included			
Group I & II		N/A	N/A
Group III		\$80.00	\$95.00
Group IV		\$100.00	\$115.00
Group V		\$120.00	\$135.00
Group VI		\$160.00	\$175.00
Note: Parkview Rooms available separately Mon-Thurs, Friday until 3:00 pm			
Edinger Medical Group -- Room 1			
Group I & II		N/A	N/A
Group III		\$50.00	\$65.00
Group IV		\$70.00	\$85.00
Group V		\$80.00	\$95.00
Group VI		\$100.00	\$115.00
Edinger Medical Group -Room 2			
Group I & II		N/A	N/A
Group III		\$40.00	\$55.00
Group IV		\$60.00	\$75.00
Group V		\$70.00	\$85.00
Group VI		\$90.00	\$105.00
Game Room			
Group I & II		N/A	N/A
Group III		\$50.00	\$65.00
Group IV		\$70.00	\$85.00
Group V		\$80.00	\$95.00
Group VI		\$100.00	\$115.00

Community Services - Facility Rentals and Recreational Services Charges [1]

Description		Adopted Charges	Proposed Charges
Dance Room			
	Group I & II	N/A	N/A
	Group III	\$50.00	\$65.00
	Group IV	\$70.00	\$85.00
	Group V	\$80.00	\$95.00
	Group VI	\$100.00	\$115.00
Group Exercise Room			
	Group I & II	N/A	N/A
	Group III	\$50.00	\$65.00
	Group IV	\$70.00	\$85.00
	Group V	\$80.00	\$95.00
	Group VI	\$100.00	\$115.00
Computer Lab Room			
	Group I & II	N/A	N/A
	Group III	N/A	\$65.00
	Group IV	N/A	\$85.00
	Group V	N/A	\$95.00
	Group VI	N/A	\$115.00
Kitchen (vendor use with room rental only)			
	Group I & II	N/A	N/A
	Group III	\$20.00 < 4 hours \$100 flat fee > 4 hours	\$20.00 ≤ 4 hours \$100 flat fee > 4 hours
	Group IV	\$20.00 < 4 hours \$100 flat fee > 4 hours	\$20.00 ≤ 4 hours \$100 flat fee > 4 hours
	Group V	\$20.00 < 4 hours \$150 flat fee > 4 hours	\$20.00 ≤ 4 hours \$150 flat fee > 4 hours
	Group VI	\$20.00 < 4 hours \$150 flat fee > 4 hours	\$20.00 ≤ 4 hours \$150 flat fee > 4 hours
Additional Charges			
Room Rental with alcohol		Additional \$20.00 per hour	Additional \$20.00 per hour
(not available for Dance Room or Group Exercise Room)			
Reduction for Group III		Reduce 50% Mon - Thurs, 8:00 am to 10:00 pm; based on availability	Reduce 50% Mon - Thurs, 8:00 am to 10:00 pm; based on availability
Set-up & Cleaning Charge		\$25.00—\$350 flat fee	\$25.00—\$350 flat fee
Event Accessories		\$10.00 - \$300.00 per use	\$10.00 - \$300.00 per use
Wedding Package #1 (ceremony + reception)		\$3,000.00 flat fee	\$3,000.00 flat fee
Wedding Package #2 (reception only)		\$1,900.00 flat fee	\$2,000.00 flat fee
Art Center (hourly):			
Multi-Purpose Room (hourly)			
	Group I & II	N/A	N/A
	All Others	\$70/hour	\$70/hour
Multi-Purpose Room with Alcohol (additional hourly amount)		Hourly Rate + \$10.00/hour	Hourly Rate + \$10.00/hour

Community Services - Facility Rentals and Recreational Services Charges [1]

Description		Adopted Charges	Proposed Charges
Technical assistance/Security during closed hours		\$15.00/hour	\$15.00/hour
Galleries - Dinner Event		\$150.00/hour (5 hour min)	\$150.00/hour (5 hour min)
Galleries - Wedding Reception		\$3,000.00 (8 hour max)	\$3,000.00 (8 hour max)
Kitchen - Per Month		\$500.00	\$500.00
Kitchen - Per Day		\$100.00	\$100.00
Newland Barn (hourly):			
Group I & II		N/A	N/A
Group III		\$45.00	\$60.00
Group IV		\$75.00	\$90.00
Group V		\$95.00	\$110.00
Group VI		\$120.00	\$135.00
Newland Barn with Alcohol (additional hourly amount)		Hourly Rate + \$10.00/hour	Hourly Rate + \$10.00/hour
Lake View Clubhouse (hourly):			
Group I & II		N/A	N/A
Group III		\$20.00	\$35.00
Group IV		\$25.00	\$40.00
Group V		\$45.00	\$60.00
Group VI		\$55.00	\$70.00
Lake View Clubhouse with Alcohol (additional hourly amount)		Hourly Rate + \$10.00/hour	Hourly Rate + \$10.00/hour
Lake Park/Harbour View Clubhouse (hourly):			
Group I & II		No Charge	No Charge
Group III		\$35.00	\$50.00
Group IV		\$40.00	\$55.00
Group V		\$65.00	\$80.00
Group VI		\$85.00	\$100.00
Lake Park/Harbour View Clubhouse with Alcohol (additional hourly amount)		Hourly Rate + \$10.00/hour	Hourly Rate + \$10.00/hour
Lake Park BBQ Facility		\$175.00	\$175.00
		\$275.00 (nonresident)	\$275.00 (nonresident)
		\$375.00 (commercial)	\$375.00 (commercial)
Huntington Central Park			
<u>Amphitheater (daily rate)</u>			
Nonprofit/City Sponsored		\$150.00	\$150.00
<u>Park Site Reservation</u>			
Nonprofit/Resident		\$75.00 per day	\$75.00 per day
Nonresident		\$150.00 per day	\$150.00 per day
Commercial		\$250.00/day OR \$100.00/day + 10% gross revenue -- whichever is greater	\$250.00/day OR \$100.00/day + 10% gross revenue -- whichever is greater
<u>Band Stand</u>			
Nonprofit/City Sponsored		\$175.00 (daily rate)	\$175.00 (daily rate)
Nonresident		\$250.00/day	\$250.00/day
Commercial		\$350.00/day	\$350.00/day
Youth Group Camping - Per Person/Per Night		\$4.00	\$4.00

Community Services - Facility Rentals and Recreational Services Charges [1]

Description		Adopted Charges	Proposed Charges
Jumper/ Bounce House/ Trailer with mounted Merry-Go-Round Permit		\$25.00	\$25.00

Community Services - Facility Rentals and Recreational Services Charges [1]

Description		Adopted Charges	Proposed Charges
Courts and Fields Rentals (hourly)			
Edison/Murdy Tennis/Racquetball/Bocci Ball Courts Reservations			
Group I - City Department Activity		N/A	N/A
Group II - City Department Co-Sponsored Activity	[1]	N/A	N/A
Hourly Court Reservations Group III - HB Civic and HB Nonprofit Organizations/HB Organized 55+ Senior Groups		\$4.00/hour + tournament fees	\$9.00 per hour or \$81.00 per day
Group IV - Residents or Misc. HB Groups		\$4.00/hour + tournament fees	\$9.00 per hour or \$81.00 per day
Group V - Non-resident Groups/Nonprofit Organizations		\$4.00/hour + tournament fees	\$18.00 per hour or \$108.00 per day
Group VI - Commercial, Business, For Profit (Tournaments, Camps, Clinics)		\$4.00/hour + tournament fees	\$25.00 per hour or \$125.00 per day
Field/Practice Lights: Hope View		\$15.00	\$15.00
Fields			
Fields - Soccer/Softball/Artificial Turf Fields (Edison, Murdy, Worthy, Greer)			
Field without Lights (hourly):			
Adult/Youth		\$25.00	\$25.00
Nonprofit Youth or Organized 55+ Seniors		\$15.00	\$15.00
Field with Lights/Arena Field:			
Adult/Youth		\$35.00	\$35.00
Nonprofit Youth or Organized 55+ Seniors		\$25.00	\$25.00
Field without Lights:			
Group I - City Department Activity		N/A	N/A
Group II - City Department Co-Sponsored Activity	[1]	N/A	N/A
Group III - HB Civic and HB Nonprofit Organizations/HB Organized 55+ Senior Groups		\$15.00 per hour	\$22.00 per hour or \$198.00 per day
Group IV - Residents or Misc. HB Groups		\$25.00 per hour	\$32.00 per hour or \$238.00 per day
Group V - Non-resident Groups/Nonprofit Organizations		\$25.00 per hour	\$37.00 per hour or \$285.00 per day
Group VI - Commercial, Business, For Profit (Tournaments, Camps, Clinics)		\$25.00 per hour	\$42.00 per hour or \$342.00 per day
Field With Lights/Arena Field:			Additional \$10 per hour
Field with Lights/Arena Field:			
Adult/Youth		\$35.00	\$35.00
Nonprofit Youth or Organized 55+ Seniors		\$25.00	\$25.00
Softball/Baseball Field Preparation Charge		\$25.00/field/per	\$25.00/field/per
Adventure Playground			
Residents		\$4.00/person	\$4.00/person
Non-Residents/Groups		\$4.00/person	\$4.00/person
Adults/Chaperones		No Charge	No Charge
COMMUNITY SERVICES PROGRAMS			
Tournaments		10% of gross receipts + rental fees	10% of gross receipts + rental fees
Youth Sports Programs/per participant:			
Basketball		\$60.00	\$60.00
Summer Basketball		\$60.00	\$60.00
Shooting Stars Basketball		\$60.00	\$60.00

Community Services - Facility Rentals and Recreational Services Charges [1]

Description		Adopted Charges	Proposed Charges
Flag Football		\$60.00	\$60.00
Baseball		\$60.00	\$60.00
Volleyball		\$60.00	\$60.00
Jr. Baseball/Softball, Basketball, Football		\$60.00	\$60.00
Pee-Wee Soccer, Basketball, T-Ball		\$60.00	\$60.00
Youth Sports Clinics (per person):		\$60.00	\$80.00 - \$100.00
Youth Sports Leagues (per person):		\$60.00	\$96.00 - \$116.00
Recreation/Human Services Events (per person):			
Pier Swim/with Shirt (pre-registration)		\$25.00	\$30.00
Pier Swim/no Shirt (day of event)		\$25.00	\$30.00
Surf Contest		\$40.00	\$50.00
Family Camp Out		\$18.00/Space + \$12.00/participant	\$25.00/Space + \$15.00/participant
Camp HB		\$180 - \$200/week	\$205 - \$225/week
Camp HB Extended Hours		\$35 - \$50/week	\$35 - \$50/week
Community Center Recreation Events & Material Fees		\$5.00 - \$100.00	\$5.00 - \$100.00
Senior Center Dances & Events		\$5.00 - \$50.00	\$5.00 - \$50.00

Community Services - Facility Rentals and Recreational Services Charges [1]

Description	Adopted Charges	Proposed Charges
Instructional Recreation Classes/Workshops/Camps/Programs*		
Instructional Classes Processing Fee	\$6.00 maximum	\$6.00 maximum
* Recreation events excepted		
Sands Community Services Guide Advertising		
Back Cover	\$3,500.00	\$3,625.00
Inside Front Cover - Full page	\$3,200.00	\$3,200.00
Inside Back Cover - Full Page	\$3,200.00	\$3,200.00
Full Interior	\$3,000.00	\$3,000.00
1/2 page	\$1,500.00	\$1,500.00
1/4 page	\$1,000.00	\$1,000.00
Inside Front Cover - 1/2 page	\$1,600.00	\$1,600.00
Inside Back Cover - 1/2 page	\$1,600.00	\$1,600.00
Aquatics Classes	\$85.00/session (maximum)	\$85.00/session (maximum)
Aquatics Classes - Group (per lesson)	N/A	\$10.00 - \$15.00
Aquatics Classes - Private (per lesson)	N/A	\$25.00 - \$30.00
Senior Citizen Swim	\$2.00	\$3.00
Recreation Swim	\$3.00	\$4.00
Fitness Center Annual Membership (Senior Center in Central Park)		
Ages 50-79	\$120.00	\$120.00
Ages 80 +	\$80.00	\$80.00
Art Center (per person):		
Memberships		
Friends/Family	\$60.00	\$60.00
Student/Senior	\$40.00	\$40.00
Supporter	\$150.00	\$150.00
Sustaining	\$300.00	\$300.00
Director's Circle	\$1,000.00	\$1,000.00
Admission to Events		
General	\$15.00 - \$150.00	\$15.00 - \$150.00
Members	Discount varies by event	Discount varies by event
Art Camp for Kids	\$160.00 - \$300.00	\$160.00 - \$300.00
Fourth of July Independence Day Celebration		
Parade Entry Application	\$300.00 - \$3,000	\$300.00 - \$3,000
Non-Judged Exempt (marching bands, drum & bugle corps, mounted equestrian)	Exempt	Exempt
Parade/Fireworks Bleacher Seats	\$10.00 - \$50.00	\$10.00 - \$50.00
Pier Plaza Festival Vendor Booths	\$500 to \$2,500	\$500 to \$2,500
Official 4th of July Merchandise	\$5.00 - \$100.00	\$5.00 - \$100.00
Surf City Run		
Children (12 years and under)	\$15.00 - \$50.00	\$15.00 - \$50.00
Adults (13 years and over)	\$32.00 - \$55.00	\$32.00 - \$55.00
VIP Package	\$25.00 - \$50.00	\$25.00 - \$50.00

Community Services - Facility Rentals and Recreational Services Charges [1]

Description	Adopted Charges	Proposed Charges
<u>Specific Events</u>		
<u>Day Use Charges (Daily)</u>		
Resident Nonprofit (501c3)	\$650.00	\$650.00
Non Resident - Non Profit (501c3)	\$1,000.00	\$1,000.00
Commercial	\$1,350.00	\$1,350.00
<u>Set-up/Take Down Charges (Daily)</u>		
Resident Non Profit (501c3)	\$ 325.00	\$ 325.00
Non Resident - Non Profit (501c3)	\$ 500.00	\$ 500.00
Commercial	\$ 675.00	\$ 675.00
<u>Mobile Stage Rental</u> (transferred from Resolution 2014-16 schedule)	\$700.00	\$700.00
<u>Special Events</u>		
<u>Day Use Charges (Daily)</u>		
Resident Non Profit (501c3)	\$375.00	\$375.00
Non Resident - Non Profit (501c3)	\$425.00	\$425.00
Resident	\$400.00	\$400.00
Non Resident	\$500.00	\$500.00
Commercial	\$550.00	\$550.00
<u>Set-up/Take Down Charges (Daily)</u>		
Resident Non Profit (501c3)	\$187.00	\$187.00
Non Resident - Non Profit (501c3)	\$212.00	\$212.00
Resident	\$200.00	\$200.00
Non Resident	\$250.00	\$250.00
Commercial	\$275.00	\$275.00
<u>Modified Day Use Charges</u>		
<u>Minimum Hours/Use</u>	\$325.00	\$325.00
less than 3 hours with 20-50 participants that do not require any set-up and do not require additional staff time or city services. These events should not impact the beach public in any way.		
<u>Minimum Participants</u>	No Charge	No Charge
less than 20 participants with no professional contracted services associated with event. These events do not require any set-up and do not require additional staff time or city services. These events should not impact the beach public in any way.		
<u>PARKING RATES</u>		
<u>South Beach Attended Lots - Off-Peak Season</u>		
Auto, pickup truck, motorcycle	\$15.00/day	\$15.00/day
Autos with disabled person (DP) placard	\$10.00	\$10.00
Bus - 24 passengers or less	\$50.00/day	\$50.00/day
Bus - 25 passengers or more	\$100.00/day	\$100.00/day
Vehicles over 20 ft in length, including overhangs	\$15.00 per occupied space*	\$15.00 per occupied space*
Vehicles over 20 ft in length, inc overhangs, with disabled person (DP) placard	\$10.00 per occupied space*	\$10.00 per occupied space*

Community Services - Facility Rentals and Recreational Services Charges [1]

Description	Adopted Charges	Proposed Charges
<u>South Beach Attended Lots - Peak Season [3]</u>		
Auto, pickup truck, motorcycle		
Monday - Friday	\$15.00/day	\$15.00/day
Saturday & Sunday, Memorial and Labor Days	\$20.00/day	\$20.00/day
Autos with disabled person (DP) placard	\$10.00	\$10.00
Bus - 24 passengers or less	\$50.00/day	\$50.00/day
Bus - 25 passengers or more	\$100.00/day	\$100.00/day
Vehicles over 20 ft in length, including overhangs		
Monday - Friday	\$15.00 per occupied space*	\$15.00 per occupied space*
Saturday & Sunday, Memorial and Labor Days	\$20.00 per occupied space*	\$20.00 per occupied space*
Vehicles over 20 ft in length, inc overhangs, with disabled person (DP) placard	\$10.00 per occupied space*	\$10.00 per occupied space*
Fourth of July (flat rate)	\$30 for July 4th, plus \$25.00 flat rate for each of two additional days immediately preceding and/or following July 4th as selected by the Director of Community & Library Services	\$30 for July 4th, plus \$25.00 flat rate for each of two additional days immediately preceding and/or following July 4th as selected by the Director of Community & Library Services
Air Show (daily flat rate)	\$30.00 until 5:00 pm	\$30.00 until 5:00 pm
* Example: Three (3) occupied spaces x \$20 per space = \$60.00		
<u>Event Parking - Beach Lots (permitted events)**</u>		
Peak Season - Memorial Day weekend through Labor Day Weekend	\$15/day	\$15/day
Non-Peak Season - After Labor Day through October 31	\$10/day	\$10/day
Non-Peak Season - March 1 until Memorial Day Weekend	\$10/day	\$10/day
Off Season - November through the end of February	\$7/day	\$7/day
** Available only to Specific Event organizers for permitted events that take place annually and when participants will park in beach lots at full day rate.		
Notes:		
[3] Peak season: Memorial Day weekend - Labor Day weekend.		
<u>Beach Service Road Permit, Vendor Permit</u>		
Beach Service Road Permit, Vendor Permit	\$10.00/year	\$10.00/year
Beach Service Road Replacement Pass	\$5.00	\$5.00
<u>Resident Meter Pass</u>		
Resident Meter Pass	\$10.00/year	\$20.00/year
Resident Meter Replacement Pass —Up to 4 max per dwelling unit	\$5.00	\$5.00
<u>Annual Beach Parking Permit [4]</u>		
Vehicles under 20 ft, including overhangs		
General	\$195.00	\$195.00
Senior (62+) (one pass per person)	\$100.00	\$100.00
Disabled Person (DP) Placard	\$100.00	\$100.00
Veterans (with proper identification)	\$125.00	\$125.00
Oversize Vehicles, up to 40 feet total length	\$400.00	\$400.00

Community Services - Facility Rentals and Recreational Services Charges [1]

Description		Adopted Charges	Proposed Charges
Annual Beach Parking Replacement Pass		\$10.00	\$10.00
Surf Class Parking Pass		\$5.00/Semester	\$5.00/Semester
(Students must furnish proof of school enrollment for the current semester) - pass is valid only during class/practice times and location as indicated on the permit submitted by the authorized school representative.			
<u>Huntington Beach RV Campground</u>			
Winter Camping (Day after Labor Day - May 31)			
Recreational Vehicle (RV) plus auto		\$75.00/day Sun-Thurs \$100.00/day Fri-Sat and Holidays*	\$75.00/day Sun-Thurs \$100.00/day Fri-Sat and Holidays*
Senior (62+)		\$65.00/day Sun-Thurs \$90.00/day Fri-Sat and Holidays*	\$65.00/day Sun-Thurs \$90.00/day Fri-Sat and Holidays*
With Disabled Person (DP) Placard		\$65.00/day Sun-Thurs \$90.00/day Fri-Sat and Holidays*	\$65.00/day Sun-Thurs \$90.00/day Fri-Sat and Holidays*
Reservation Cancellation Fee (Greater than 2 days prior to arrival date)		\$25.00	\$25.00
Reservation Cancellation Fee (2 or less days prior to arrival date)		First Night's Daily Rate	First Night's Daily Rate
Change Fee		\$10.00	\$10.00
Site Lock Fee		\$10/day	\$10/day
<u>*Holiday Rates</u>			
Thanksgiving Week (Sunday preceding Thanksgiving through Saturday night following Thanksgiving)			
Christmas Week (day preceding Christmas through New Year's Eve)			
Day preceding Veterans Day (observed), Martin Luther King Jr. Day, Presidents' Day, Memorial Day			
Recreational Vehicle (RV) Event Camping Three-Day Air Show Pass			
(BY RESERVATION ONLY)		Up to \$1,600 (3 or 4 day pass) (Valid Thursday of the Air Show after 10 am through Monday, 10 am following completion of the Air Show)	Up to \$1,600 (3 or 4 day pass) (Valid Thursday of the Air Show after 10 am through Monday, 10 am following completion of the Air Show)
<u>Parking Lots</u>			
Bluff Top	[5]		
Hourly Rate (Off-Peak)	[2]	\$3.00	\$3.00
Hourly Rate (Peak Season)	[3]	\$3.50	\$3.50
Dog Beach	[5]		
Hourly Rate (Off-Peak)	[2]	\$3.00	\$3.00
Hourly Rate (Peak Season)	[3]	\$3.50	\$3.50
First and Atlanta	[5]		
Hourly Rate (Off-Peak)	[2]	\$3.00	\$3.00
Hourly Rate (Peak Season)	[3]	\$3.50	\$3.50
First and Walnut	[5]		
Hourly Rate (Off-Peak)	[2]	\$3.00	\$3.00
Hourly Rate (Peak Season)	[3]	\$4.00	\$4.00
Pier Plaza Parking (between 1st and 7th streets)	[5]		
Hourly Rate (Off-Peak)	[2]	\$3.00	\$3.00
Hourly Rate (Peak Season)	[3]	\$4.00	\$4.00
Daily Flat Rate		\$25.00 per occupied space	\$30.00 per occupied space

Community Services - Facility Rentals and Recreational Services Charges [1]

Description		Adopted Charges	Proposed Charges
Sports Complex			
Day Use		\$2.00	\$2.00
Season Parking Pass		\$20.00	\$20.00
Annual Parking Pass (3 seasons)		\$60.00	\$60.00
Vehicles over 20 feet, including overhangs, Day Use		\$20.00	\$20.00
Tournaments & Special Events			\$10.00 per day (Director Discretion)
Warner			
Hourly Rate (Off-Peak)	[2]	\$3.00	\$3.00
Hourly Rate (Peak Season)	[3]	\$3.50	\$3.50
Main Promenade Parking Structure			
Daily Rates:			
First 90 minutes		No Charge	No Charge
After 90 minutes		\$1.00 / Each 20 Minutes	\$1.00 / Each 20 Minutes (Off-Peak)
	[3]		\$1.00 / Each 15 Minutes (Peak Season)
Evening Rate: (After 9:00 pm)		Prevailing Hrly Rate or \$5.00	Prevailing Hrly Rate or \$5.00
		(Director Discretion)	(Director Discretion)
Maximum Daily Rate - Off-Peak		\$15.00	\$15.00
Maximum Daily Rate - Peak Season	[3]	\$20.00	\$20.00
Downtown Business Employee Pass		\$25.00/month	\$25.00/month
Downtown Business Employee Daily Stamped Validation		\$2.00/day	\$4.00/day
Main Promenade Parking Structure (4th of July Only)		\$30.00	\$30.00
Main Promenade Parking Structure (two additional days immediately preceding and/or following July 4th as selected by the Director of Community & Library Services)			
First 90 minutes		No Charge	No Charge
After 90 minutes		\$2.00 / Each 20 Minutes	\$2.00 / Each 20 Minutes
Maximum Daily Rate		\$27.00	\$30.00
Evening Rate: (After 9:00 pm)		Prevailing Hrly Rate or \$10.00	Prevailing Hrly Rate or \$10.00
		(Director Discretion)	(Director Discretion)
Main Promenade Parking Structure (Three-Day Air Show Event)			
First 90 minutes		No Charge	No Charge
After 90 minutes		\$2.00 / Each 20 Minutes	\$2.00 / Each 20 Minutes
Maximum Daily Special Event Rate		\$30.00	\$30.00
Evening Rate: (After 9:00 pm)		(Prevailing Hourly Rate or \$10.00)	(Prevailing Hourly Rate or \$10.00)
		(Director Discretion)	(Director Discretion)
Main Promenade Parking Structure - Permitted Event Days (as selected by the Director of Community & Library Services)			
First 90 minutes		N/A	No Charge
After 90 minutes		N/A	\$2.00 / Each 20 Minutes
Maximum Daily Special Event Rate		N/A	\$30.00
Evening Rate: (After 9:00 pm)		N/A	(Prevailing Hourly Rate or \$10.00)
			(Director Discretion)

Notes:

[1] Charges for City sponsored or co-sponsored programs & events may be waived per Resolution 2014-15

[2] No charge for autos with disabled placards (DP) in marked DP parking spaces.

[3] Peak season: Memorial Day weekend - Labor Day weekend.

[4] Valid at City beach parking lots, the Main Promenade Parking Structure, and metered spaces on Pacific Coast Highway & Beach Blvd . Exceptions include July 4th, two days immediately preceding and/or following July 4th as selected by the Director of Community & Library Services and three days of the Air Show.

[5] Additional \$2.00 per hour on special event days including July 4th, two days immediately preceding and/or following July 4th as selected by the Director of Community & Library Services and three days of the Air Show.

STATE OF CALIFORNIA
COUNTY OF ORANGE) ss:
CITY OF HUNTINGTON BEACH)

I, ROBIN ESTANISLAU, the duly elected, qualified City Clerk of the City of Huntington Beach, and ex-officio Clerk of the City Council of said City, do hereby certify that the whole number of members of the City Council of the City of Huntington Beach is seven; that the foregoing resolution was passed and adopted by the affirmative vote of at least a majority of all the members of said City Council at a **Regular** meeting thereof held on **June 4, 2024** by the following vote:

AYES: Moser, Burns, Van Der Mark, Strickland, McKeon, Kalmick
NOES: Bolton
ABSENT: None
RECUSE: None



City Clerk and ex-officio Clerk of the
City Council of the City of
Huntington Beach, California