

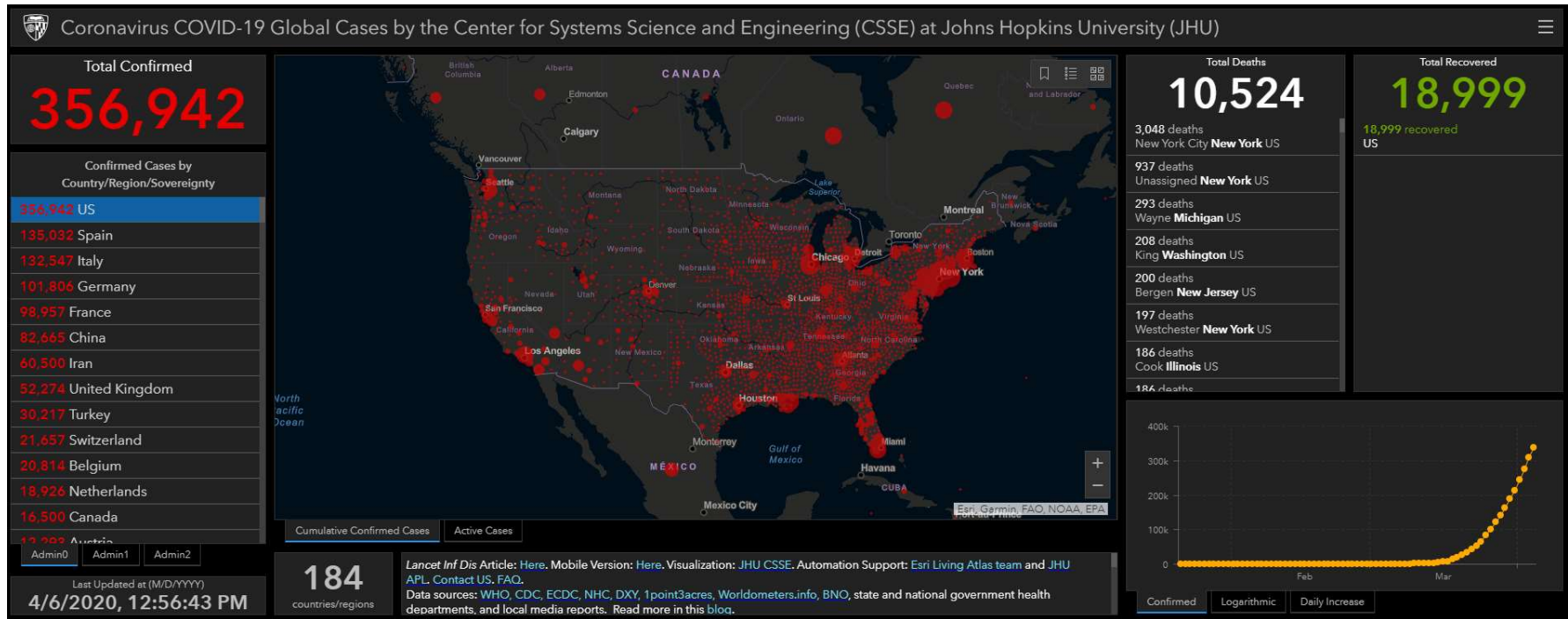
City of Huntington Beach
COVID-19 Response Update

City Council Meeting
April 6, 2020



Situational Update

US Totals



Johns Hopkins Coronavirus - COVID-19 Resource Center				
Cases In the U.S.				
	5-Apr	6-Apr	% Increase Over Prior Day	# Increase Over Prior Day
Total Cases	304,826	356,942	17.1%	52,116
Total Deaths	7,616	10,524	38.2%	2,908

Situational Update Orange County

County of Orange, CA COVID-19 Case Count

Posted Date: 4/6/2020

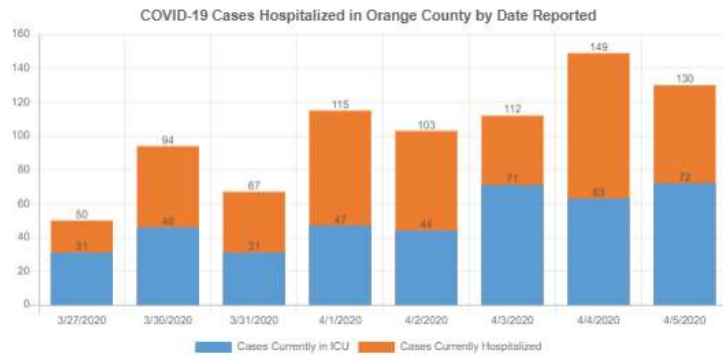
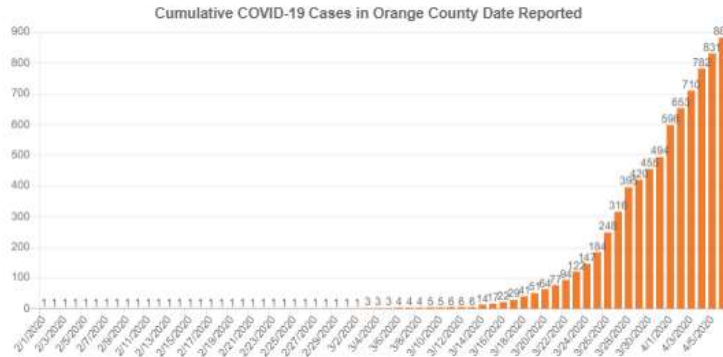
Cumulative Cases to Date	Cumulative Deaths to Date
882 <i>(includes deaths)</i>	14
Cases Reported Today	Deaths Reported Today
51	0
Cases Currently Hospitalized	Cases Currently in ICU
130* <i>* Includes ICU cases</i>	72 <i>ICU - Intensive Care Units</i>

Numbers fluctuate day-by-day due to changes in patient condition(s). Data are gathered daily at one point in time.

People tested by HCA Public Health Lab (PHL) and commercial labs since yesterday	556
Total people tested by HCA Public Health Lab (PHL) and commercial labs to date	10,489
HCA PHL available to test	950 specimens

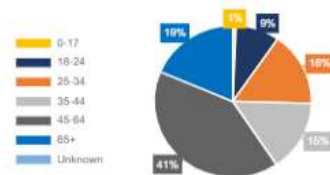
Orange County COVID-19				
Cases In the Orange County				
	5-Apr	6-Apr	% Increase Over Prior Day	# Increase Over Prior Day
Total Cases	834	882	5.8%	48
Total Deaths	14	14	0.0%	-

Situational Update Orange County

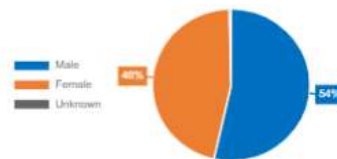


Note: Numbers fluctuate day-by-day due to changes in patient condition(s) and the number of hospitals reporting. Data are gathered at one point in time. To see the number of hospitals reporting, move your cursor over the bar of the date of interest. A total of 25 hospitals are eligible to report.

Cumulative COVID-19 Cases by Age



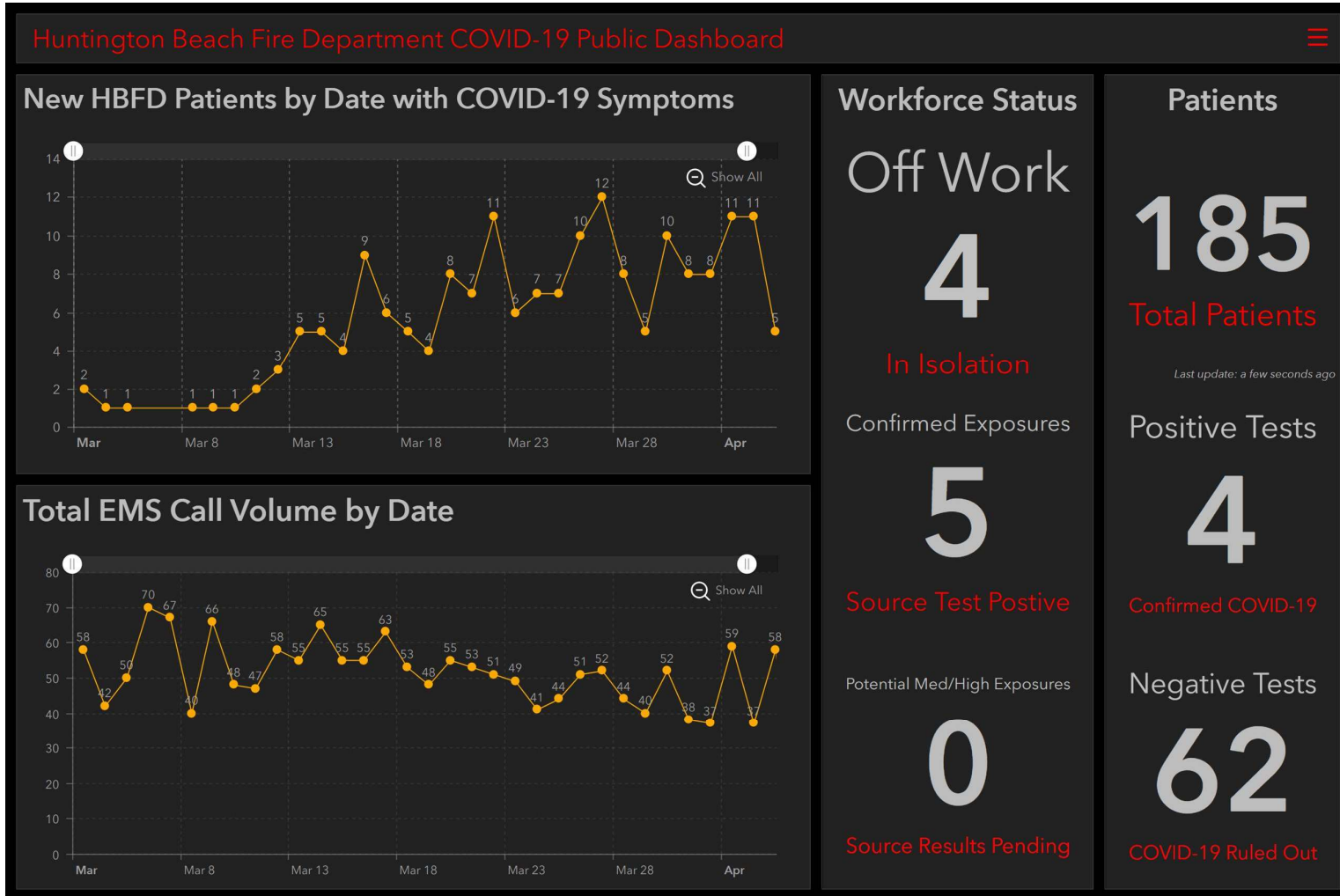
Cumulative COVID-19 Cases by Sex



CITY	POPULATION*	TOTAL CASES
Aliso Viejo	51,372	9
Anaheim	369,339	92
Brea	45,506	4
Buena Park	83,384	28
Costa Mesa	115,830	20
Cypress	49,833	21
Dana Point	34,249	11
Fountain Valley	56,652	12
Fullerton	142,824	20
Garden Grove	175,155	22
Huntington Beach	203,761	62
Irvine	260,202	77
La Habra	63,542	15
La Palma	15,820	7
Ladera Ranch	30,288	8
Laguna Beach	23,358	34
Laguna Hills	31,572	9
Laguna Niguel	66,748	21
Lake Forest	86,345	15
Mission Viejo	96,434	22
Newport Beach	87,180	73
Orange	141,691	29
Placentia	52,333	20
Rancho Santa Margarita	48,960	6
San Clemente	65,405	38
San Juan Capistrano	36,821	10
Santa Ana	337,716	62
Seal Beach	25,073	3
Stanton	39,307	2
Trabuco Canyon	Not Available	5
Tustin	81,369	15
Westminster	92,030	13
Yorba Linda	68,706	27
Other†	133,012	17
Unknown**		45
All of Orange County	3,222,498	882

Situational Update

HB EMS Response Statistics



Maintenance of Vital City Operations

- **During the Past 3 Weeks, We've Completely Shifted City Hall Operations**

- March 17 / 18 – Orange County issues their initial health care orders
- March 19 – Governor Newsom issues Statewide Stay at Home Executive Order
- Since then, we've shifted to our COVID-19 Phase III Operations
- Protecting our staff and maintaining all City operations has been our key focus
 - > Scaled-down service delivery model, however, every department continues to provide public services
 - > Police and Fire have instituted new operational models to respond to COVID-19
 - > Vital Public Works, utility operations, maintenance activities, and capital projects continue to be functional
 - > Plan check, permitting, and inspection services are continuing to operate with the use of digital technologies
 - > Senior Care programs are continuing to function
 - > Digital library services being offered to the public
 - > Internal service functions (finance, IT, legal) continue to operate
 - > Telework options deployed Citywide to allow our team to work offsite
 - > Day care program for essential personnel developed and instituted

CITY OF
Huntington Beach
CALIFORNIA

| Report an Issue | Contact Us |

Google Custom Search

I Want to... Residents **Government** Business Visitors Services A-Z Index

Community Development Home

Planning Division

Building Division

Agendas

Applications >

Code Enforcement >

Design Guidelines

FAQs

Flood Information

General Plan

General Plan Update

Major Projects - Map

Major Projects - List

Local Coastal Program

Environmental Reports

News & Publications

Planned Sign Program

Planning Commission

Planning Division Staff

Planning Services >

Public Art

Public Quasi-Judicial Bodies >

Specific Plans

Zoning Code

home > government > departments > community-development

Share f t w

Community Development Department

To ensure the continued health and well-being of our customers and employees, City Hall is closed to the public until further notice. However, we will continue to provide essential City services during this time. The Community Development staff will be working to process Entitlements, Permits, Plan Reviews, Inspections and Enforcement complaints.

Did you know?
Solar power is noise pollution free. It has no moving parts, and does not require any additional fuel, other than sunlight, to

Links to Community Development

- Planning Division
- Building Division
- Code Enforcement

Electronic Plans and Document Submittal

We are pleased to announce that effective April 2, 2020, the City of Huntington Beach offers Electronic Plan Submittals. Electronic Plan Submittals allow users to submit plans and documents electronically as an alternative to paper documents. Documents such as application forms, drawing sheets, and reports can now be submitted electronically.

For eProcess Portal, [click here](#).



Huntington Beach Electronic Submittal Portal

Online Document Submittal and Plan Review

Login

Email

Password

Register Forgot Password? Login



City of Huntington Beach
HB Ready
 RESOURCES POSTPONED EVENTS PRESS RELEASES CONTACT Search

Coronavirus Updates in HB

Keeping Huntington Beach Safe and Informed

Last Updated: Monday, April 6, 2020 - 12:30 P.M.

Stimulus Package Summary Face Covering

There is now evidence of community transmission in Orange County

City of Huntington Beach
HB Ready
 RECURSOS EVENTOS POSPUESTOS COMUNICADOS DE PRENSA CONTACTO Buscar

Actualizaciones coronavirus en MP

Mantener Huntington Beach seguros e informados

Última actualización: Lunes 6 de abril de, 2020 - 12:30 pm

Paquete de estímulo Resumen Información cara cubierta

En la actualidad existe evidencia epidemiológica de transmisión comunitaria en el Condado de Orange, lo que indica que COVID-19 se está extendiendo en la comunidad.

62
 Casos en Huntington Beach



Stimulus Package Summary

CARES ACT

Summary of Coronavirus Aid, Relief, and Economic Security (CARES) Act

Please click the titles below to take you to more information

Assistance for Individuals

Many Americans are experiencing financial hardship due to the COVID-19 pandemic and are reporting difficulty meeting their most immediate needs such as food, housing, and utilities. To address these needs and more, the CARES Act is providing one-time rebates

Assistance for Businesses

The CARES Act has set aside billions of dollars to support small businesses who are struggling to stay open during the COVID-19 pandemic. Funds are available as loans, credits, or payment deferrals that are meant to provide immediate cash flow for operations costs that are

Assistance for the Unemployed

Due to nationwide stay-at-home orders, businesses have closed their doors or experienced slowdowns leading to job layoffs or furloughs for many American workers. Without knowing when this pandemic will end, the CARES Act has set aside funding to increase

Telehealth Program Being Launched

- **For residents who have medical concerns, the City is launching a telehealth program**
 - The program is aimed at connecting patients who do not require emergency medical care with an advanced medical care provider (nurse or nurse practitioner) over the phone to determine treatment options
 - The service will be made available to all HB residents
 - During this COVID-19 crisis, the program could help divert patients who might otherwise have gone to an emergency room, keeping those beds available for those truly in need
- The program will go live this week, and can be accessed by calling our **City Services Call Center at (714) 536-5511**



CITY OF HUNTINGTON BEACH
CITY SERVICES INFORMATION

City Services Call Center

City Staff is working diligently as One HB to provide the latest updates as they become available.

All updates will be posted immediately on www.HBready.com

For any questions regarding city services you can call City Hall at (714)536-5511. **Now Live**

HBready.com

The advertisement features the City of Huntington Beach seal on the left, which includes the text 'CITY OF HUNTINGTON BEACH', 'INCORPORATED', 'FEB. 17, 1909, A.D.', and 'ORANGE COUNTY CALIFORNIA'. Below the seal are icons for the Fire Department, Police Department, and Public Works Department. The background of the advertisement shows a woman wearing a headset, representing a call center operator.




New Emerging Issue – Face Coverings

- **Face Coverings Guidance Being Developed**

- Updated guidance suggests that when you do travel outside your home, you should **consider using a face cover**
- Please note that use of a face covering is not a requirement, however, the use of one may help limit the transmission of the COVID-19 virus
- Of note... a face cover does not refer to a commercially produced mask, like an N-95 surgical mask
 - > **Please consider reserving N-95 surgical masks for health care providers who need them**
- Face coverings are considered to be **any type of fabric that covers your nose and mouth**
 - > These face coverings can be made with everyday items, such as bandanas, scarfs, t-shirts, non-surgical masks, or towels
- Also, keep in mind that a face covering **is not** a substitute for social distancing and handwashing, which are the most effective ways to reduce the spread of COVID-19

Face Covers

Covering your face with a FACE COVER



Face coverings like bandanas and fabric masks can work and are reusable after washing. Just make sure they cover your entire nose and mouth, facemasks such as an N-95 or surgical mask should be reserved for healthcare providers.



Financial Overview

- **City Council has made prudent financial decisions, giving us options for addressing the current economic situation**

- FY 2018/19 Budget: \$10.4 M Surplus

- **Significant GF reserve account levels**

– Current GF Strategic Planning Reserve:	\$16.00 M
– Total Restricted GF Reserve:	\$56.80 M
– Section 115 Reserve:	\$ 6.25 M
<hr/>	
– TOTAL:	\$79.01 M

- **Prior FY 2019/20 Budget Situation**

- Prior to COVID-19 induced economic impacts, staff was projecting a FY 2019/20 budget surplus of \$4.7 M

– Revenues:	\$236.9 M
– Expenditures:	\$232.2 M
<hr/>	
– NET SURPLUS:	\$ 4.7 M

FY 2019/20 COVID-19 Budget Projection Details

- **Key identified revenue projection adjustments, based on COVID-19 impacts**

– Sales Tax:	-\$4.75 M	(11% drop)
– TOT:	-\$4.33 M	(31% drop)
– Fines / Tickets:	-\$0.91 M	(21% drop)
– Interest:	-\$0.50 M	(49% drop)
– Rent / Parking:	-\$3.83 M	(22% drop)
– TOTAL:	-\$14.32 M	(7% drop)

- **Key identified expenditure reductions, based on COVID-19 impacts**

– Prior surplus:	-\$4.70 M
– Hiring freeze:	-\$3.10 M
– M&O budget reduction:	-\$1.00 M
– COVID-19 reimbursable expenses:	-\$1.00 M
– Reduce bond transfer:	-\$0.25 M
– Reduce GF savings transfers:	-\$5.00 M
– Defer equipment replacement:	-\$2.50 M
– Defer infrastructure projects:	-\$1.00 M
– TOTAL	-\$18.55 M

Summary COVID-19 FY 2019/20 Financial Position

- **Revised FY 2019/20 Budget Summary**

- Based on our current financial modeling to best project COVID-19 budgetary impacts, the current year adjustments we've developed are projected to result in the following overall position for the City's General Fund

– Revised Revenues:	\$219.5 M
– Revised Expenditures:	<u>\$217.3 M</u>
– NET SURPLUS:	\$ 2.2 M

- **Planning Underway for FY 2020/21**

- Staff will be coming back to the City Council in April / May with an array of proposed financial plans for FY 2020/21

Questions?