



Public Hearing

June 1, 2021

- 2020 Urban Water Management Plan
- 2020 Water Shortage Contingency Plan
- Ordinance No. 4233 Amending Chapter 14.18 of the HB Municipal Code
- Appendix L – Addendum to the 2015 Urban Water Management Plan

City of Huntington Beach, California

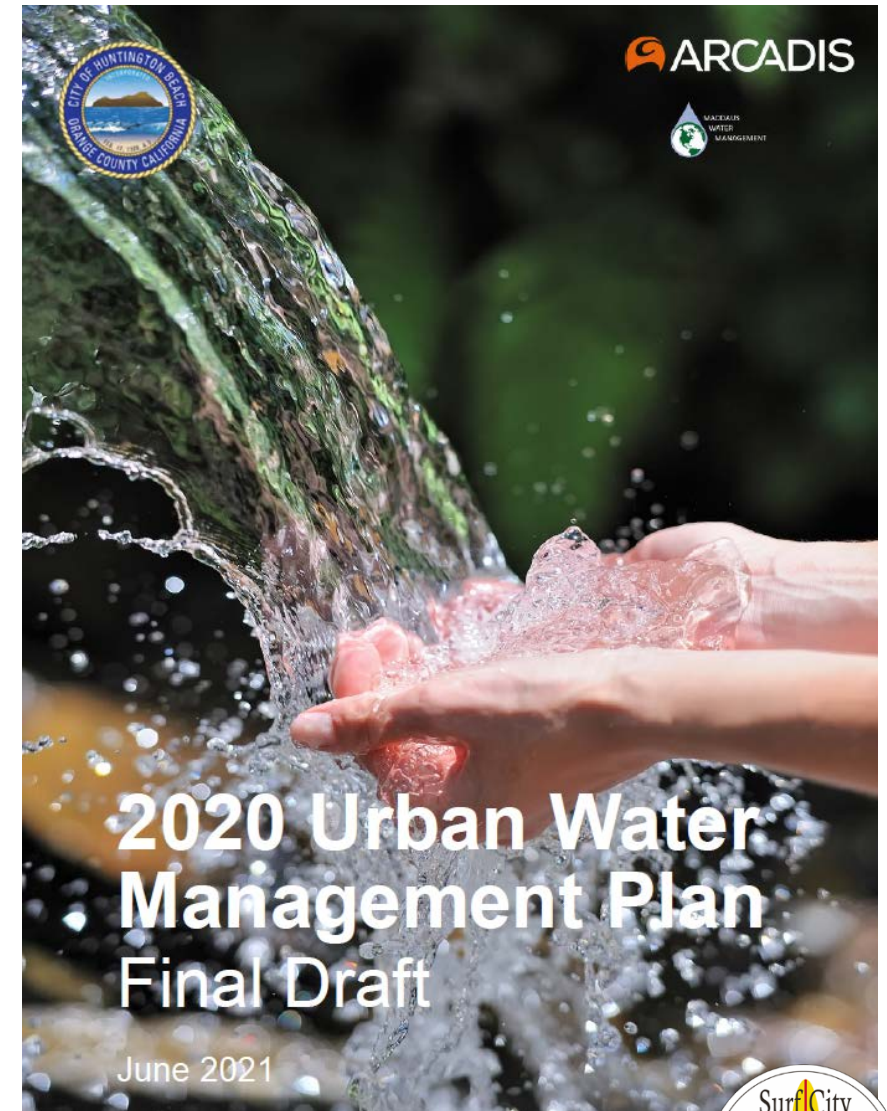


Public Hearing Items

- **2020 Urban Water Management Plan (UWMP)**
 - City's planning elements to satisfy the UWMP Act
- **2020 Water Shortage Contingency Plan (WSCP)**
 - City's planned actions to respond to water shortage conditions
- **Ordinance No. 4233**
 - An Ordinance of the City of Huntington Beach Amending Chapter 14.18 of the Huntington Beach Municipal Code Water Management Program
- **Appendix L – Addendum to the 2015 UWMP**
 - Amendment to include Reduced Delta Reliance reporting to satisfy Delta Plan Policy WR P1

2020 UWMP - Background

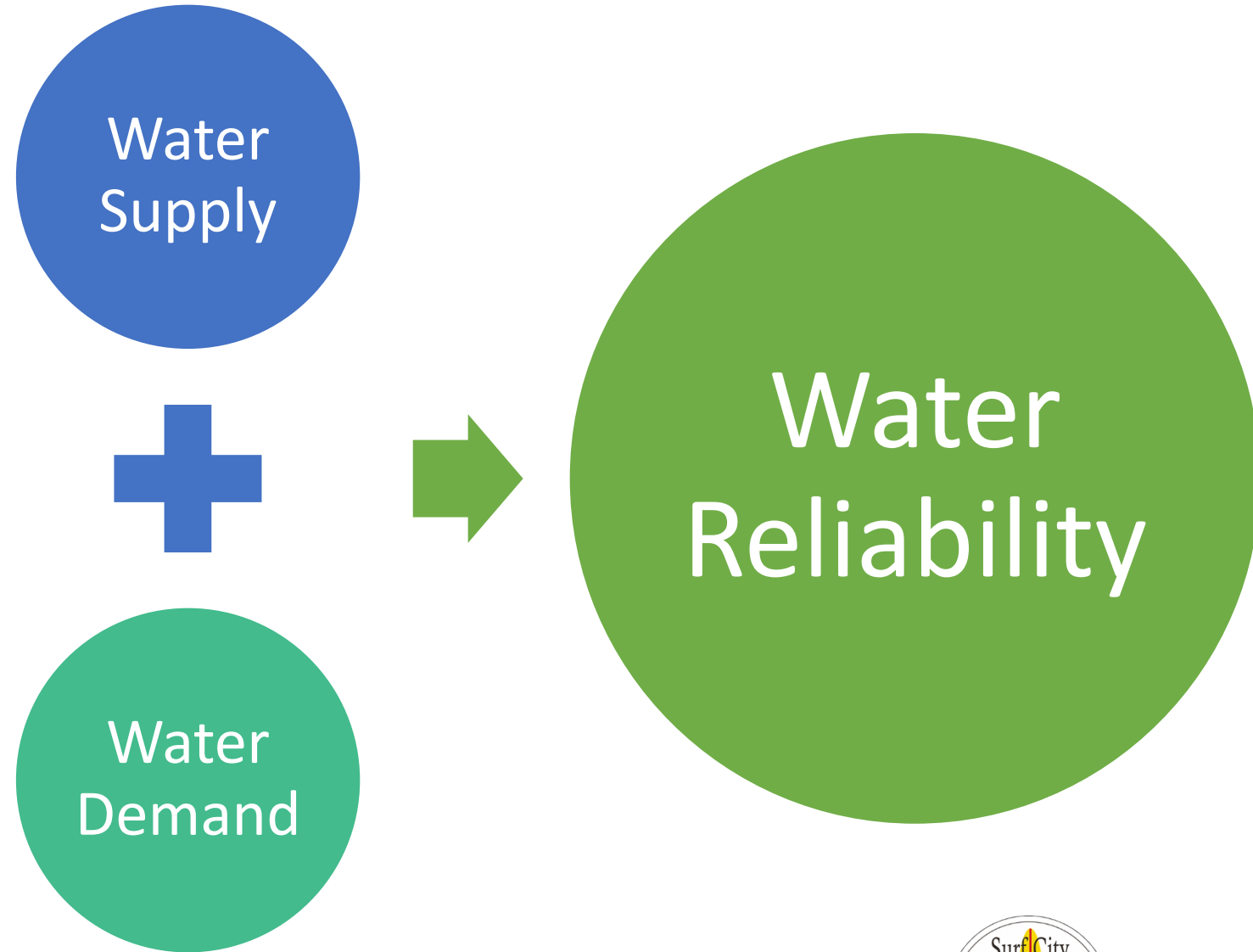
- Urban Water Management Planning Act of 1983
- UWMP is a long-term planning document to ensure adequate water supplies
- Required for agencies supplying more than 3,000 customers, or 3,000 acre-feet of water annually
- Update is required every five (5) years on July 1



2020 UWMP – Assessment Overview

Reliability Assessments

- Long-term Assessment (20-25 years)
- Near-term Assessment (5 years) **NEW**
- Annual Assessment (due July 1) **NEW**



2020 UWMP – New Items

- Long-term drought assessment for 2025-2045 in 5-year increments
- Near-term drought risk assessment for 2021-2025
- Water Shortage Contingency Plan
 - Annual Supply and Demand Assessment Procedures
 - Six (6) Shortage Stages with corresponding Shortage Response Actions
 - Seismic Risk Assessment and Mitigation Plan
- Energy Intensity Reporting
- Reduced Delta Reliance Reporting

2020 UWMP – Key Findings

- City is projected to meet full-service demands through 2045
 - MET’s 2020 UWMP concludes they can meet full-service demands of all member agencies through 2045
 - OCWD projects a Basin Pumping Percentage of 85% through 2045
- Projected 1.7% decrease in water usage from 2025-2045
- Projected future ratio of 85% groundwater and 15% import water after GWRS Phase 3 done

Table 7-4: Retail: Multiple Dry Years Supply and Demand Comparison

DWR Submittal Table 7-4 Retail: Multiple Dry Years Supply and Demand Comparison (AF)						
		2025	2030	2035	2040	2045
First year	Supply totals	30,432	28,009	28,076	27,867	27,650
	Demand totals	30,432	28,009	28,076	27,867	27,650
	Difference	0	0	0	0	0
Second year	Supply totals	29,819	28,036	28,037	27,815	27,642
	Demand totals	29,819	28,036	28,037	27,815	27,642
	Difference	0	0	0	0	0
Third year	Supply totals	29,207	28,062	27,998	27,763	27,634
	Demand totals	29,207	28,062	27,998	27,763	27,634
	Difference	0	0	0	0	0
Fourth year	Supply totals	28,595	28,089	27,958	27,710	27,625
	Demand totals	28,595	28,089	27,958	27,710	27,625
	Difference	0	0	0	0	0
Fifth year	Supply totals	27,983	28,115	27,919	27,658	27,617
	Demand totals	27,983	28,115	27,919	27,658	27,617
	Difference	0	0	0	0	0

NOTES:

It is conservatively assumed that a five consecutive dry year scenario is a repeat of the single dry year (106% of projected normal year values) over five consecutive years. The 2025 column assesses supply and demand for FY 2020-21 through FY 2024-25; the 2030 column assesses FY 2025-26 through FY 2029-30 and so forth, in order to end the water service reliability assessment in FY 2044-45.

Groundwater is sustainably managed through the BPP and robust management measures (Section 6.3.4 and Appendix G) and based on MET’s and MWDOC’s UWMPs, imported water is available to close any potable water supply gap that local sources cannot meet (Section 7.5.1).

2020 WSCP - Overview

- New Requirement of 2018 Water Conservation Legislation
- Included in 2020 UWMP, but also a **standalone document**
- Key Elements
 - Annual Water Supply and Demand Assessment
 - Six (6) Water Shortage Levels
 - Shortage Response Actions
 - Communication Protocols



2020 WSCP – Annual Assessment Framework

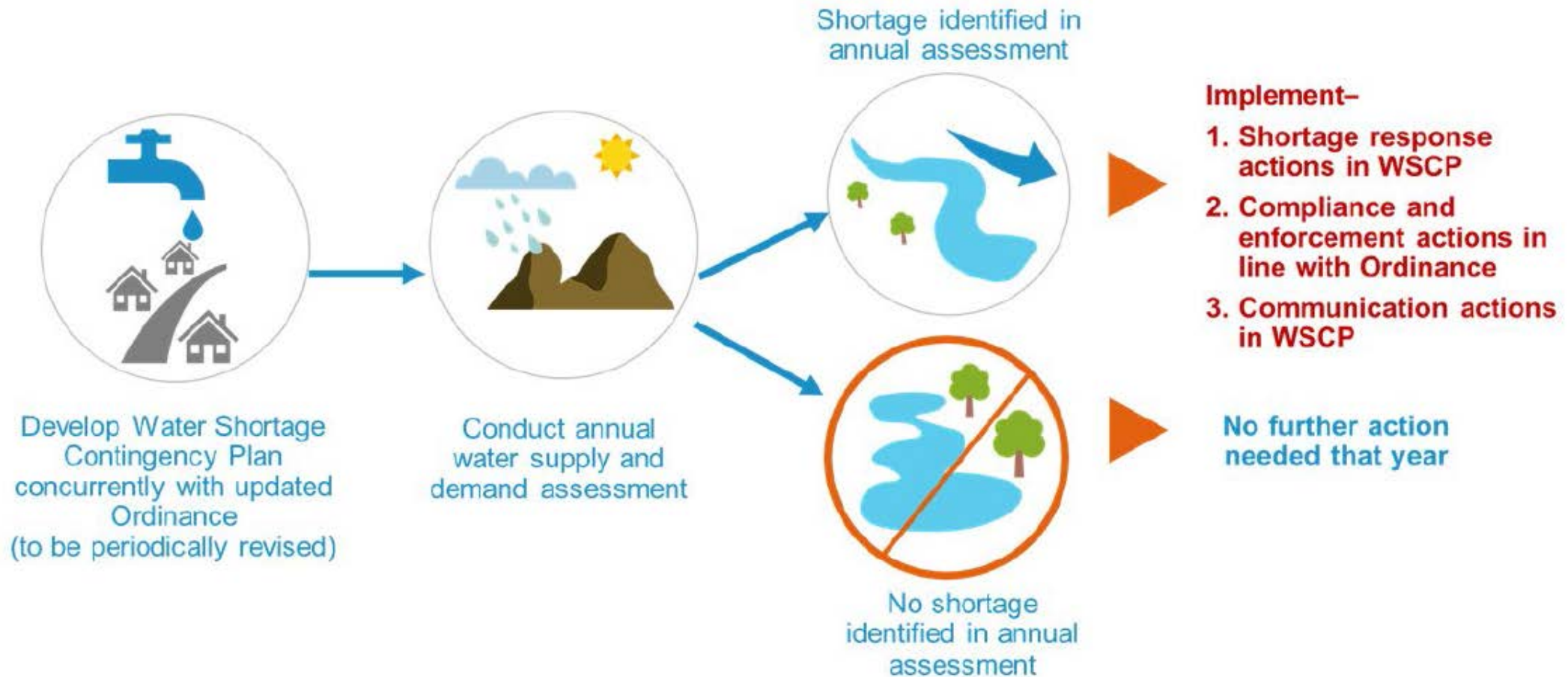


Figure 3-2: Water Shortage Contingency Plan Annual Assessment Framework

Six Shortage Levels & Response Actions

Shortage Level	% Shortage Range	Shortage Response Actions
0	0% (Normal)	No supply reductions are anticipated in this year. The City proceeds with planned water efficiency best practices
1	Up to 10%	City notifies its water users, a consumer demand reduction of up to 10% is necessary to make more efficient use of water and respond to existing water conditions.
2	11% to 20%	City notifies its water users, a consumer demand reduction of up to 20% is necessary to make more efficient use of water and respond to existing water conditions. City shall implement the mandatory Level 2 conservation measures identified in the WSCP.
3	21% to 30%	City declares a water shortage emergency condition pursuant to California Water Code section 350 and notifies its residents and businesses that up to 30% consumer demand reduction is required to ensure sufficient supplies for human consumption, sanitation and fire protection.
4	31% to 40%	City declares a water shortage emergency condition pursuant to California Water Code section 350 and notifies its residents and businesses that up to 40% consumer demand reduction is required to ensure sufficient supplies for human consumption, sanitation and fire protection.
5	41% to 50%	City declares a water shortage emergency condition pursuant to California Water Code section 350 and notifies its residents and businesses that up to 50% or more consumer demand reduction is required to ensure sufficient supplies for human consumption, sanitation and fire protection.
6	>50%	City declares a water shortage emergency condition pursuant to California Water Code section 350 and notifies its residents and businesses that greater than 50% or more consumer demand reduction is required to ensure sufficient supplies for human consumption, sanitation and fire protection.

Ordinance No. 4233

- An Ordinance of the City of Huntington Beach Amending Chapter 14.18 of the Huntington Beach Municipal Code Water Management Program
- Chapter Title Revision
 - Before: Conservation and Water Supply Shortage Program
 - After: Water Shortage Contingency Response
- Based on the Model Water Shortage Contingency Response Ordinance developed by MWDOC
- References the WSCP for processes, procedures, and communication protocols during water shortages

Appendix L – Addendum to the 2015 UWMP

- **Delta Plan Policy WR P1** was developed and implemented by the Delta Stewardship Council (Delta Reform Act 2009)
- Actions or projects subject to Delta Plan policies are called “covered actions”
- Agencies must demonstrate consistency with applicable policies to proceed with implementation of covered action projects



Appendix L – Addendum to the 2015 UWMP

- MET working toward building the Delta Conveyance Project
- Addendum to the 2015 UWMP is required by MET, MWDDOC, and all agencies receiving water from the Delta, including HB
- DWR guidance issued late-2020
- 2020 UWMP Guidebook Appendix C helps suppliers provide reporting in accordance with Delta Plan Policy WR P1



Recommendation Actions

- A. Adopt Resolution No. 2021-34, “A Resolution of the City Council of the City of Huntington Beach Adopting the 2020 Urban Water Management Plan Pursuant to AB797 and SB1011”; and,
- B. Adopt Resolution No. 2021-35, “A Resolution of the City Council of the City of Huntington Beach Adopting the 2020 Water Shortage Contingency Plan Pursuant to AB797 and SB1011”; and,
- C. Approve for introduction Ordinance No. 4233, “An Ordinance of the City of Huntington Beach Amending Chapter 14.18 of the Huntington Beach Municipal Code Water Management Program; and,
- D. Adopt Resolution No. 2021-33, “A Resolution of the City Council of the City of Huntington Beach Adopting the Amendment to the Adopted 2015 Urban Water Management Plan Pursuant to AB797 and SB1011.”



End of Public Hearing

June 1, 2021



City of Huntington Beach, California

