



Comprehensive Review of Homeless Services in Huntington Beach

City Council Study Session

March 7, 2023

Timeline of Significant Events Influencing the City's Approach to Engaging Homelessness

2012	Police Department begins conducting engagement patrols
2013	Police Department authorizes overtime for an auxiliary Homeless Task Force
2014	Police Department establishes a full-time two-officer Homeless Task Force
2015	City Council formed a 7-member Homeless Task Force Committee
2016	First Homeless Task Force Part-Time Case Manager hired
2018	Martin v. Boise ruling published by the 9 th Circuit Court of Appeals
2019	July - Orange County Catholic Workers v. Orange County, City of Anaheim, City of Costa Mesa, and the City of Orange Settlement Agreement
	September - Council directed staff to explore funding availability for a Navigation Center
	October - Study Session held regarding funding availability for a Navigation Center
	December - Supreme Court let Martin v. Boise stand
2020	August - City Council directed staff to construct a 174-bed shelter facility
	December - Navigation Center officially opens
2021	August - Deputy Director of Homelessness and Behavioral Health Services hired
	September - Police Department reorganization with a dedicated Chain of Command
2022	April - City Council authorizes staff to negotiate with Jamboree Housing to develop the Healing Center

Individuals Experiencing Homelessness Population Data

National & State Data

National Population	331,996,563	
National Homeless Population	580,466 [*]	0.17% of National Population
California Population	39,613,493	11.6% of National Population
California Homeless Population	161,548 [*]	27.83% of National Homeless Population

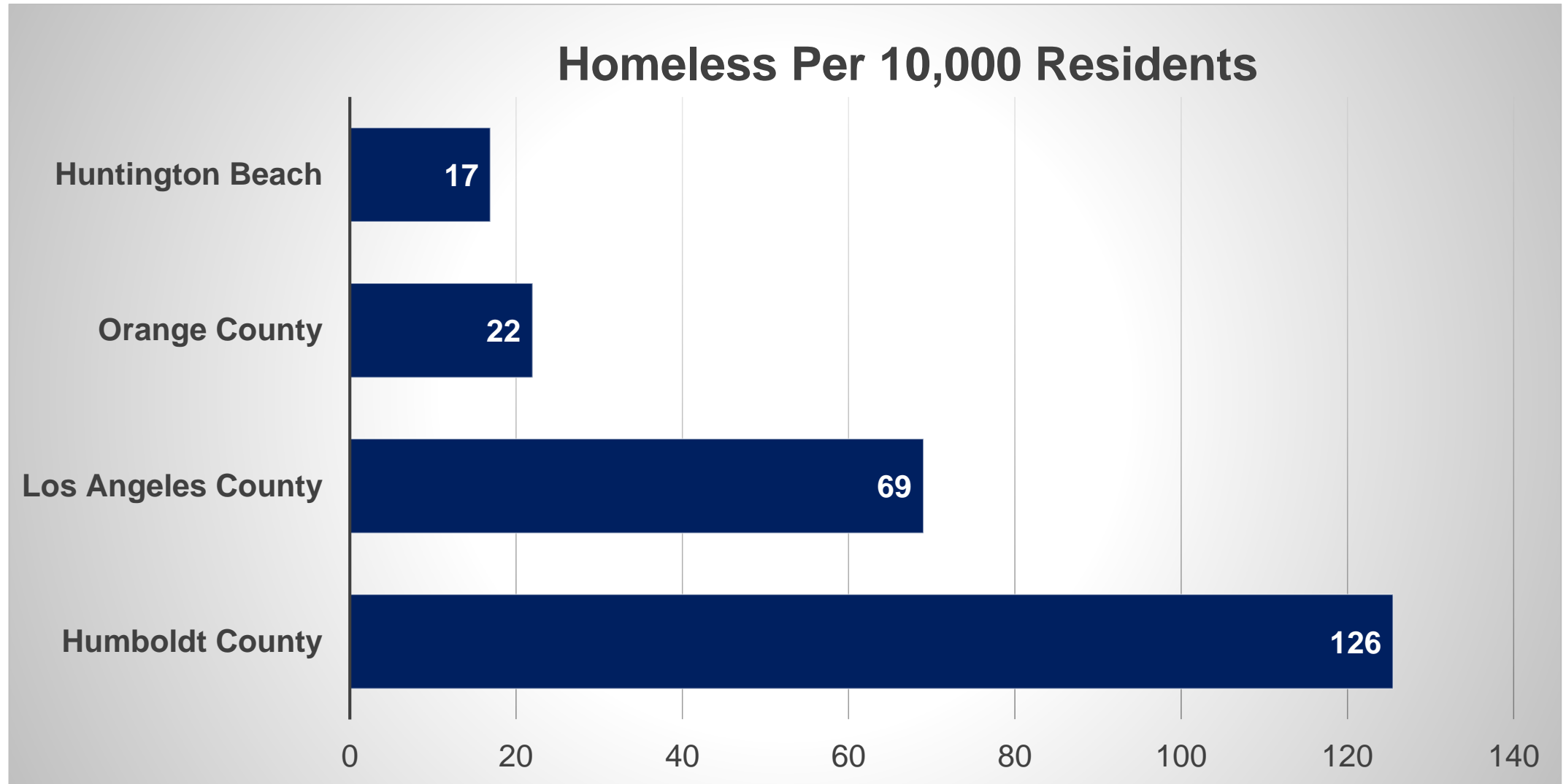
HB Specific Data

Huntington Beach Population	196,652	0.496% of State Population
Huntington Beach Homeless Population	330 [~]	0.204% of State Homeless Population

^{*}Based upon National Alliance to End Homelessness 2022 Report

[~]Based upon 2022 Point in Time Count

Individuals Experiencing Homelessness Population Data



Source: National Alliance to End Homelessness 2022 Report & 2022 Point in Time Count

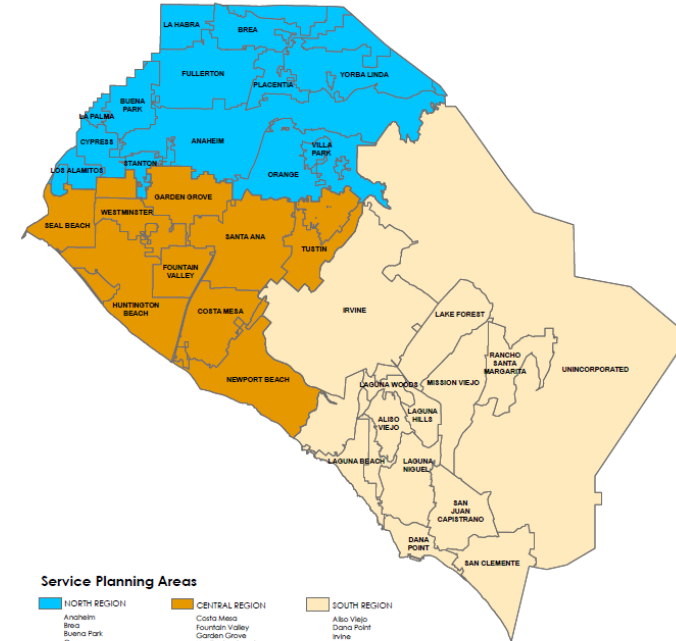
Orange County Central Service Planning Area

2019 / 2022 Point in Time Count Comparison

City	Unsheltered			Sheltered			Totals			City Population	≈2022 % Homeless
	2019	2022	Change	2019	2022	Change	2019	2022	Change		
Costa Mesa	187	150	37	6	58	52	193	208	15	110,750	0.19%
Fountain Valley	28	38	10	14	0	-14	42	38	-4	56,495	0.07%
Garden Grove	163	278	115	62	113	51	225	391	166	170,488	0.23%
Huntington Beach	289	188	-101	60	142	82	349	330	-19	196,652	0.17%
Newport Beach	64	96	32	0	0	0	64	96	32	84,792	0.11%
Santa Ana	830	508	-322	939	482	-457	1769	990	-779	309,441	0.32%
Seal Beach	8	8	0	0	0	0	8	8	0	24,937	0.03%
Tustin	95	86	-9	264	232	-32	359	318	-41	79,430	0.40%
Westminster	159	159	0	25	0	-25	184	159	-25	90,195	0.18%
Unincorporated	4	11	7	31	36	5	35	47	12		
DV Programs	na	na	na	104	129	25	104	129	25		
Central SPA	1827	1,522	305	1,505	1,192	-313.00	3,332	2,714	-618	1,123,180	



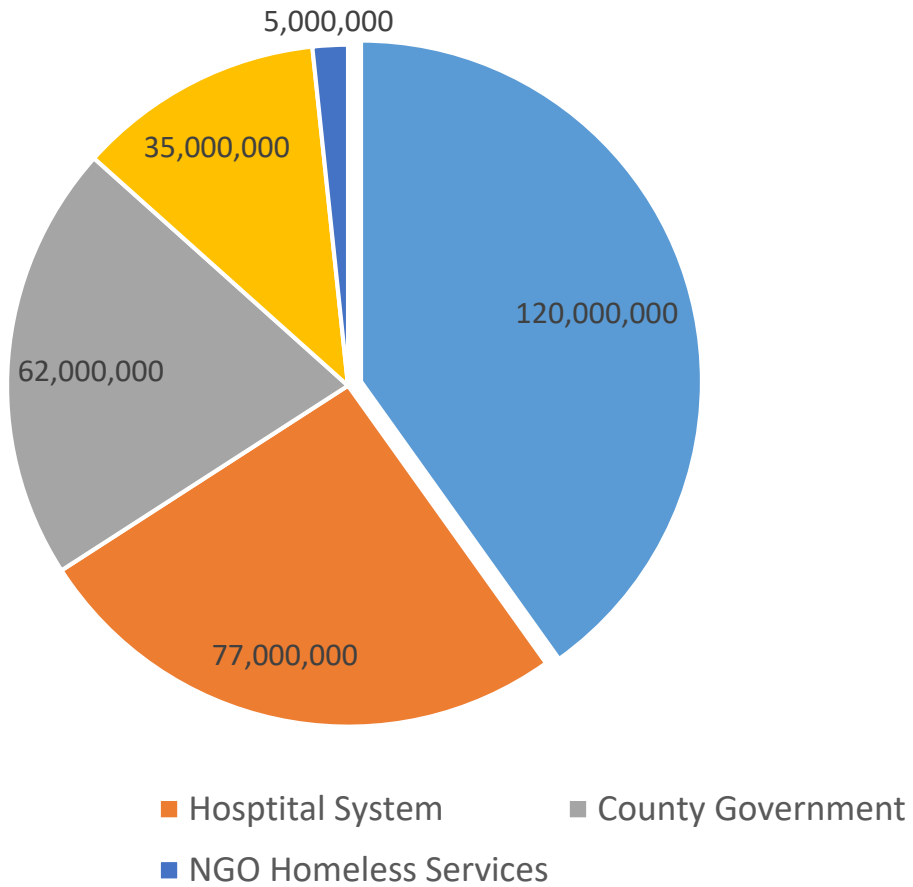
County of Orange
Service Planning Areas



- Service Planning Areas**
- NORTH REGION
 - Anaheim
 - Brea
 - Fountain Valley
 - Garden Grove
 - Huntington Beach
 - Newport Beach
 - Orange
 - Placentia
 - Stanton
 - Villa Park
 - Yorba Linda
 - County Unincorporated
 - CENTRAL REGION
 - Costa Mesa
 - Fountain Valley
 - Garden Grove
 - Huntington Beach
 - Newport Beach
 - Santa Ana
 - Seal Beach
 - Tustin
 - Westminster
 - County Unincorporated
 - SOUTH REGION
 - Aliso Viejo
 - Dana Point
 - Irvine
 - Laguna Beach
 - Laguna Hills
 - Laguna Niguel
 - Laguna Woods
 - Lake Forest
 - Mission Viejo
 - Rancho Santa Margarita
 - San Clemente
 - San Juan Capistrano
 - San Juan del Encino
 - County Unincorporated

Impact on our Community – Cost of Homelessness in OC

2014/2015 Costs to Address Homelessness



Over a 12-month period from 2014/2015, it was estimated \$299 million was spent to address homelessness in Orange County, including:

- \$23 million of these costs were related to criminal justice contacts
- \$121 million was spent providing healthcare
- The estimated average cost was \$45,000 per person experiencing homelessness per year.

Source: 2017 Report “Homeless in Orange County – The Cost to our Community” Conducted by David A. Snow and Rachel E. Goldberg

Available Services

City Programs	County Programs	State Programs	Other Organizations
<ul style="list-style-type: none"> • Police Homeless Task Force • Social Workers • BeWell Mobile Crisis Response Team • Navigation Center • HB CARES Volunteer Program • Tenant-Based Rental Assistance • Huntington Beach Youth Shelter Operated by Way Makers 	<ul style="list-style-type: none"> • OC Health Care Agency <ul style="list-style-type: none"> • Outreach Workers • Crisis Assessment Team (CAT) • Behavioral Health Clinicians (PERT) • Collaborative Courts <ul style="list-style-type: none"> • Adult Drug and DUI Courts • Homeless Outreach Court • Mental Health Diversion • Opportunity Court • Recovery Court • Veterans Court • WIT Court • Young Adult Court • Cal Optima • Crisis Stabilization Units <ul style="list-style-type: none"> • BeWell Campus (Orange) • College Hospital • ETS • 211 OC • Project HomeKey Sites <ul style="list-style-type: none"> • Stanton (x3), Costa Mesa, Anaheim, Huntington Beach • County Shelters <ul style="list-style-type: none"> • Bridges (Kraemer Place, 200 beds) • Cold Weather Shelter (90 beds) • Yale Navigation Center (425 beds) • Family Solutions Collaborative 	<ul style="list-style-type: none"> • Medi-Cal • General Relief • CalFresh • Lifeline Phone Services 	<p><u>Regional Providers</u></p> <ul style="list-style-type: none"> • Coast to Coast Foundation • People Assisting the Homeless (PATH) • CityNet • Illumination Foundation • OC United Way • Way Makers Interval House • Roque Center • Chrysalis Foundation • Dept. of Veterans Affairs <p><u>Local Community and Faith Based Organizations:</u></p> <ul style="list-style-type: none"> • Oak View Family Resource Center • Robyne's Nest • BCIS • Community United Methodist Church • Collete's Childrens Home • Homeless United Huntington Beach • Build Futures <p><i>Plus many more...</i></p> <p><u>Federal Provider</u></p> <ul style="list-style-type: none"> • Dept. of Veterans Affairs

Funding Sources for Huntington Beach Programs

City Funding	County Funding	State Funding	Federal Funding
<ul style="list-style-type: none"> • Low and Moderate Income Housing Asset Fund (LMIHAF) • Infrastructure Fund • Police Department Impact Fees (PDIF) • General Fund 	<ul style="list-style-type: none"> • County Donations • Corona Virus Aid, Relief, and Economic Security Act (CARES) Act Grant 	<ul style="list-style-type: none"> • Corona Virus Aid, Relief, and Economic Security (CARES) Act Grant • Department of Health Care Services (DCHS) Grant sponsored by Assemblymember Cottie Petrie-Norris (\$1.5M) • Permanent Local Housing Allocation (PLHA) SB-2 Grant 	<ul style="list-style-type: none"> • Corona Virus Aid, Relief, and Economic Security (CARES) Act Grant • Community Block Development Grant (CBDG) CARES Act Funding • Health and Human Services Substance Abuse and Mental Health Services Administration (HHS-SAMHSA) Grant Sponsored by Senator Dianne Feinstein (\$500k) • Federal Emergency Management Agency (FEMA) Public Assistance Grant • HOME American Rescue Plan Act (HOME-ARPA) Grant

City's Homeless Task Force





HB HOMELESS TASKFORCE OUTREACH FLOW CHART

OUTREACH TEAM

- Social Workers
- HTF Officers
- Be Well

Identify Barriers


INCOME

- Identify local job opportunities and provide resume writing assistance
- Assist with right to work/identity documentation
- Refer to services such as job search and specialized senior resources
- Assist with government assistance applications (Cal Fresh, Cal Works, Social Security, etc.)


LEGAL

- Refer to Collaborative Courts, Legal Aid, etc.
- Refer to VOA and OC Public Defender's Office for reentry programs


SUBSTANCE USE

- Assist with Medicare/Medicaid/Cal Optima Veteran's Services Enrollment
- Refer to treatment programs/clinics (e.g. College Hospital, County Mental Health, Salvation Army, etc.)
- CAT/PERT team referral
- Connect with Public Health Nurse
- Assist with Federal Disability Applications


MENTAL HEALTH

 *
OTHER ASSISTANCE

- Refer to basic needs resources such as shower, meals, clothing, laundry, car repairs, etc.
- Relocation/Reunification Assistance
- Temporary motel placement
- Application fees, security deposit, utility assistance and furniture acquisition
- Application fees, security deposit, utility assistance and furniture acquisition

* this category typically uses Coast to Coast fundraising, community partnerships or HTF Outreach requests

Emergency Shelter/Transitional Housing Referral


- Low Barrier Shelter (e.g. HBNC)
- Transitional Programs (e.g. HIS house, SHIP, etc.)
- Domestic Violence Shelters (e.g. Human Options, Interval House, etc.)
- Women's/Pregnant Women Shelter (e.g. Collete's, Casa Theresa, etc.)
- Family Shelters (e.g. Pathways of Hope, FAM, etc.)
- Veteran's Services

Enroll in OC Coordinated Entry System

- Rapid Rehousing opportunities with city ties
- Various Housing Voucher opportunities for document ready chronically homeless individuals
 - Assist with documentation
 - Advocate during weekly meeting
 - Assist with rental/housing authority application process


Housing Stabilization

Police Department – Homeless Response Data



In 2022, **7.8%** of all HBPD calls involved homelessness

In **2022**, department wide ...

- **8,808** out of 113,463 Annual Calls For Service were related to an individual experiencing homelessness

Police Department – Homeless Task Force

□ Dedicated HTF Staffing: 4 Officers and 1 Sergeant

- Enforcement and investigative efforts
 - Response to public complaints
 - Street outreach and engagement
 - Navigation Center referrals
 - Supportive service referrals
 - Clean-up of abandoned sites
 - Property inventory and storage
 - Liaison with Social Workers, BeWell and various organizations
-
- In 2022, HTF officers ...
 - Made **3,588** contacts
 - Coordinated **481** referrals to the Navigation Center
 - Handled **696** MyHB submission regarding homelessness



In 2022, Homeless Task Force Officers had ZERO reportable uses of force.

Homelessness and Behavioral Health Services

☐ Director of Homelessness and Behavioral Health Services (1 Vacant)

- Coordinates services and manages contracts
- Oversight of Navigation Center operations and BeWell services
- Subject matter expert
- Identifies and pursues funding sources
- Establishes relationships with regional agencies and organizations to support our missions
- Liaisons with Department Heads and the PD's Community Outreach Bureau Commander
- Manage Social Worker Programs and Volunteer Services

☐ Social Services Supervisor (1 Vacant)

☐ Social Worker (2 Filled)

☐ Social Worker – Part time (1 Vacant)

- Provides outreach and engagement
- Assist with obtaining necessary documents
- Coordinates entry into the county's Coordinated Entry System (CES)
- Liaisons with various service providers
- Maintain office hours
- Finds housing and shelter options
- Client case management
- Referrals to HBNC

☐ Volunteer Services Coordinator (1 Filled)

- Coordinates with local organizations
- Data analysis
- Generates reports and conducts research
- Develops internal volunteer programs
- Manages HTF hotlines

☐ Various Administrative Staff

- Grant Fund Reporting



Homeless Task Force - City Employee Staffing

Homelessness Team Staff Costs	FY 2020 – 2021 (Actuals)*		FY 2021 – 2022 (Actuals)		FY 2022 – 2023 (Estimated)**	
HTF Sworn Police Officers	\$1,272,080	5.8 FTE	\$1,002,412	5.5 FTE	\$1,250,910	5.5 FTE
Homeless Outreach & Support – Social Workers	\$94,611	1 FT 2 PT	\$135,249	1 FT 2 PT	\$149,423	3 FT 1 PT
Volunteer Coordination & Program Management Staff	\$12,191	.25 FTE	\$237,756	2.25 FTE	\$373,063	2.0 FTE
Totals	\$1,378,882		\$1,375,416		\$1,773,396	
Funding Sources	90% General Funds 10% Restricted Funds (LMIHAF)		92% General Funds 8% Restricted Funds (LMIHAF/CDBG)		100% General Funds	
HTF – Total Contacts	2,381 Outreach Contacts Average: 150 per month		5,479 Outreach Contacts Average: 457 per month		2,986 Outreach Contacts FYTD January '23 - 585 contacts	

*2020 / 2021, Outreach Worker staffing varied; at most, included two part-time Case Managers and one full-time Case Managers.

** From May – November 2022, Outreach Worker positions were vacant, which temporarily reduced personnel cost and the total monthly average contacts.

BeWell HB Mobile Crisis Response Program

Current Operating Hours	
Sunday – Wednesday	10:00 am – 10:00 pm
Thursday – Saturday	Van 1: 6:00 am – 6:00 pm Van 2: 3:00 pm – 3:00 am

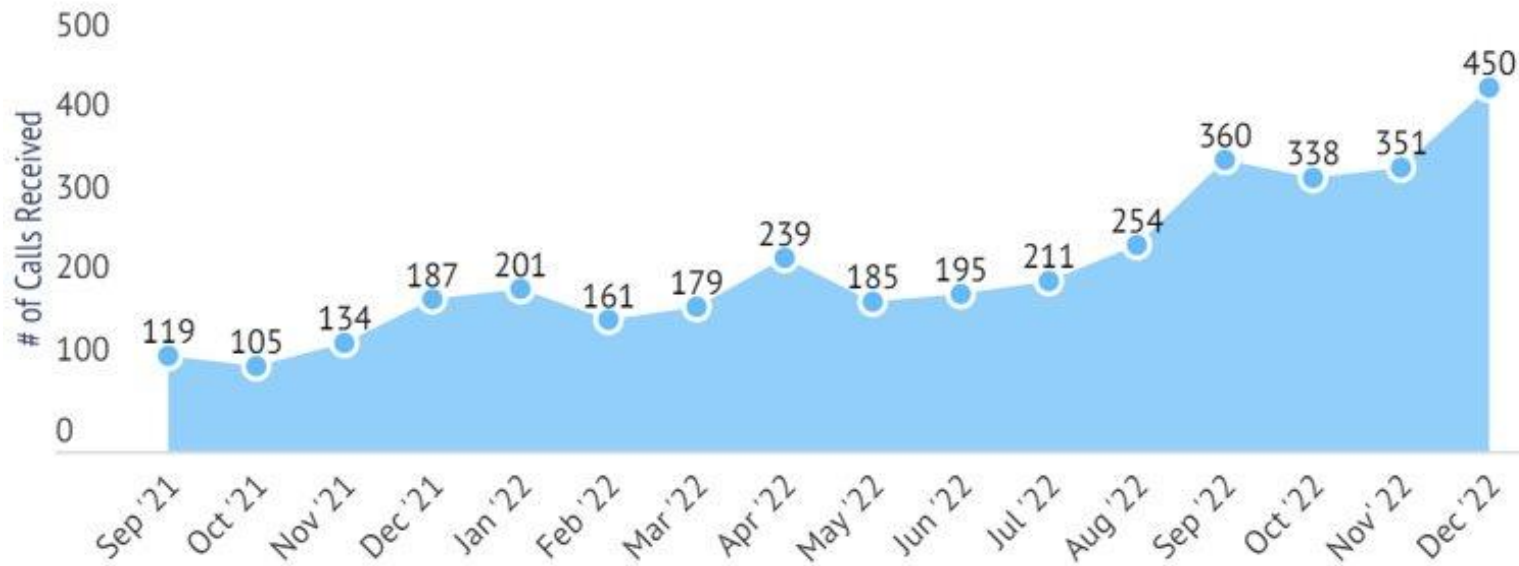
Be Well OC	2021 – 2022 (Actuals)	2022 – 2023 (Estimated)	2023 – 2024 (Projected)
Operating Contract with Mind OC	\$1,005,381	\$1,200,000	\$1,200,000
Federal Earmark Grant Fund	N/A	30.4% HHS-SAMHSA	11.3% HHS-SAMHSA
State Fund	49.1% SB 2/PLHA Funds	4.6% SB2/PLHA Funds	88.7% DHCS
County Fund	2 Vans (Value of \$120,000+) Donated		
Restricted Local Fund	2.4% PDIF	0%	0%
General Fund	48.5%	65.1%	0%

*This number is the total operating contract cost but appx. 59% are for individuals experiencing homelessness.

BeWell HB Mobile Crisis Response Program

CALLS THIS MONTH: 450

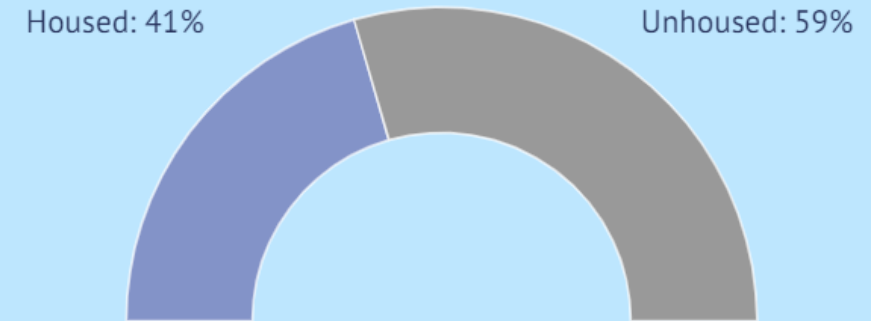
TOTAL CALLS: 3,793
SINCE PROGRAM BEGAN IN AUG. 2021



During the month of December, 65 follow-up calls were completed. Approximately 15% of our clients receive and benefit from these calls from our Be Well Team, which helps ensure they receive additional support and referrals needed to achieve improved health outcomes

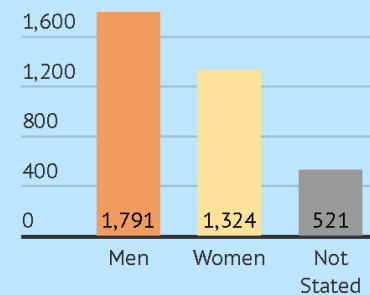
HOUSING STATUS OF CLIENTS

AUGUST 2021 - DECEMBER 2022

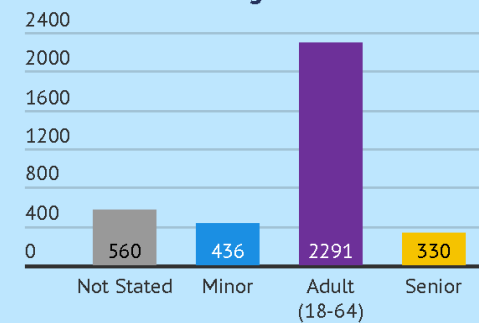


CLIENT DEMOGRAPHICS AUGUST 2021 - DECEMBER 2022

Gender



Age



Huntington Beach Navigation Center

Operated by Mercy House

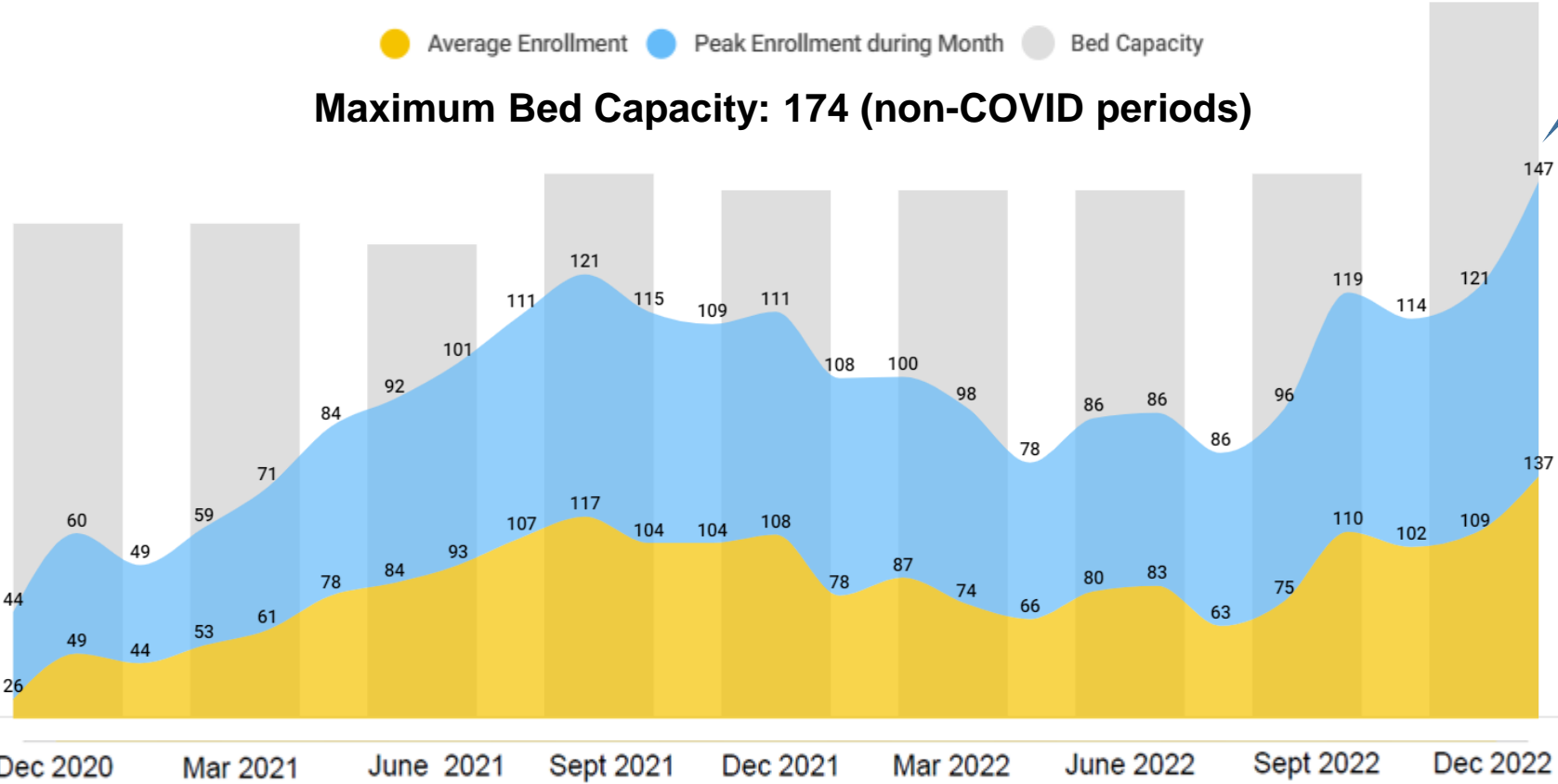
Occupancy Rate

December 2020 – December 2022

Occupancy Rate
as of 2/28/23:
89%

● Average Enrollment ● Peak Enrollment during Month ● Bed Capacity

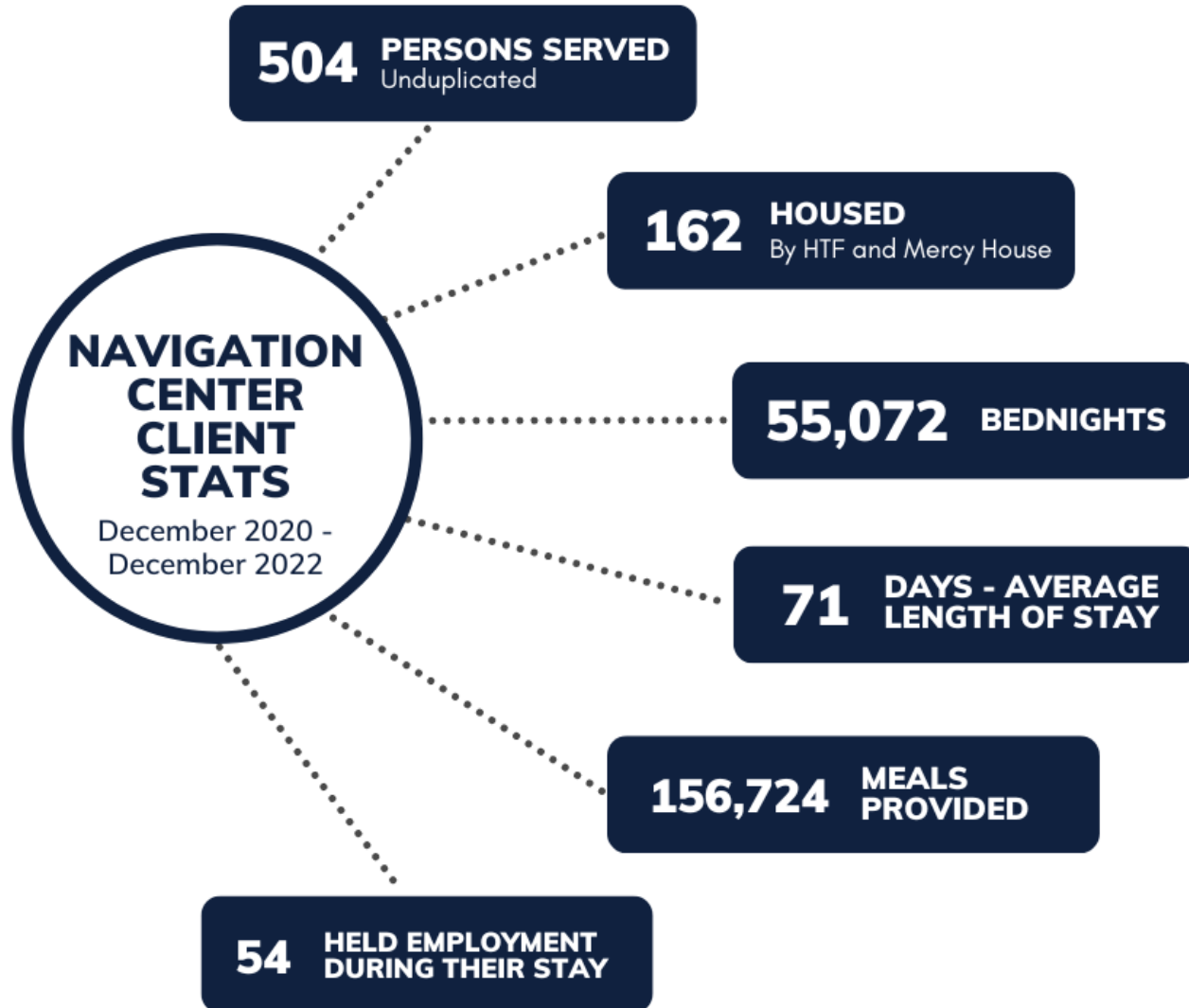
Maximum Bed Capacity: 174 (non-COVID periods)



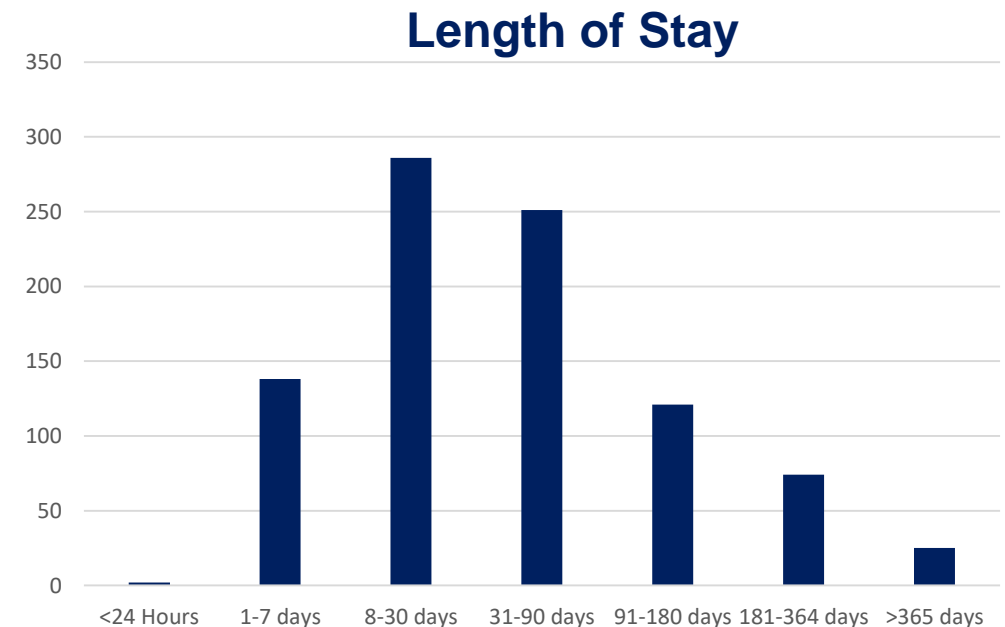
Huntington Beach Navigation Center provides access to:

- Shelter
- Sustenance
- Laundry / Clothing
- Personal Care Facilities
- Housing Navigation
- Employment Assistance
- Educational Opportunities
- Documentation Preparation
- Notary Services
- Benefit Coordination
- Mental and Physical Wellness Activities
- Substance Use Recovery
- Medical Care
- Dental Care
- Eye / Vision Care

Huntington Beach Navigation Center Operation By Numbers



HBNC Numbers December 2020 – December 2022	
121	Housed by Mercy House
175	Average Time for Placement
17	Clients with Stays in Excess of 175 consecutive days
299	Voluntary Exits
462	Involuntary Exits



Huntington Beach Navigation Center Operations

Navigation Center Start-Up Costs	2020 – 2021 (Actuals)
Land Acquisition	\$6,094,847
Site Preparation & Structure	\$7,022,871
Total	\$13,117,718
Funding Sources	96% Restricted Funds (LMIHAF, CARES Act, County Donations)
GF/Infrastructure Fund	4%

Navigation Center Operating Costs	2020 – 2021 (Actuals)	2021 – 2022 (Actuals)	2022 – 2023 (Estimated)
Mercy House	\$1,262,938	\$2,495,235	\$2,781,000
City's Maintenance Cost	\$0	\$0	\$40,000
Total	\$1,262,938	\$2,495,235	\$2,821,000
County / State / Federal Funds	100% CARES and CDBG	73.6% CDBG-CV and CV3, CDBG, PLHA, ARPA HOME, FEMA	98.6% CBDG-CV3, CDBG, PLHA, ARPA HOME
General Fund	0%	26.4%	1.4%

\$44.41 per bed night

County of Orange Initiative: HB Oasis Project Home Key Site

Operated by American Family Housing

HB Oasis Project Home Key Site Expenditures	
State Home Key Grant Funding	\$17,000,000
City of Huntington Beach	\$0

City Appropriated Funds	2021 – 2022	2022 – 2023	2023 – 2024	2024 – 2025	2025 - 2026
Construction Costs	\$2,400,000	\$0	\$0	\$0	\$0
Program Funding	\$0	\$0	\$0	\$0	\$1,810,000
Total	\$2,400,000	\$0	\$0	\$0	\$1,810,000
Funding Sources	LMIHAF 100% General Fund 0%				HOME-ARP 100% General Fund 0%

- Redevelopment of the Quality Inn into 62 Interim Housing units that will be converted into Permanent Supportive Housing in the future.
- Site is operated by an experienced non-profit, American Family Housing with 24/7 security and two support staff living onsite. This project is not a walk-up shelter and all placement is done through the County's Coordinated Entry System.
- Upon opening, 16 rooms (26%) were occupied by individuals from Huntington Beach.
- City committed \$2.4M in restricted funds (Low-Moderate Income Housing Asset Funds) towards construction and \$1.81M in HOME-ARP funds for fifth year supportive services, if needed.

**City's
Total
Annual
Cost
to
Address
Home-
lessness
& GF
Cost Per
Resident**

Restricted Fund – Operational Expenditures			
	<i>Fiscal Year 20 / 21</i>	<i>Fiscal Year 21 / 22</i>	<i>Fiscal Year 22 / 23*</i>
City Personnel	\$137,888	\$110,034	\$0
Navigation Center	\$1,415,125	\$1,836,704	\$2,821,000
BeWell OC in HB (Full Program)	\$0	\$518,030	\$419,052
Oasis Project Home Key	\$0	\$2,400,000	\$0
Totals	\$1,553,014	\$4,864,768	\$3,240,052

General Fund – Operational Expenditures			
	<i>Fiscal Year 20 / 21</i>	<i>Fiscal Year 21 / 22</i>	<i>Fiscal Year 22 / 23</i>
City Personnel - Sworn	\$1,144,872	\$922,219	\$1,250,910
City Personnel - Professional	\$96,122	\$343,163	\$522,486
Navigation Center	\$0	\$658,531	\$0
BeWell OC in HB (Full Program)	\$0	\$487,351	\$780,948
Oasis Project RoomKey	\$0	\$0	\$0
Totals	\$1,240,992	\$2,411,264	\$2,554,344
% of Total GF Budget	0.5%	1%	0.95%
GF Cost Per Resident	\$6.31	\$12.26	\$12.98

What does success look like?

BEFORE



2013

AFTER



2022

- Successful transition from homeless to housed.



Images used with permission

What does success look like?

BEFORE



AFTER



- Clean parks, trails, and public space for all residents to enjoy
- Improved sense of public safety
- Mitigated risk for fire and pollution

Harriett Wieder Park on Seapoint Street



HB Homeless Solutions & Navigation Center

Operated by Mercy House



NO WALK-UPS ACCEPTED AT THE NAVIGATION CENTER

For eligibility screening and referrals:

Contact Information

HTF Case Managers: (714) 536-5576

Email: phtf-casemanagers@hbpd.org

Police Dispatch (714) 960-8825
Non-Emergency

Location

Front Lobby Police Department
2000 Main Street, Huntington Beach

Tuesdays 9:00am - 11:00am

Wednesdays 10:00am - 12:00pm

Navigation Center Eligibility

- Significant verifiable ties to the City of Huntington Beach
- No open felony warrants
- No sex or arson registrants

Homeless Resources

Orange County
Outreach & Engagement (800) 364-2221

OC Links (855) 625-4657

CalOptima (800) 723-8641

Be Well Crisis Response (714) 960-8825

Health & Human
Services Resources 2-1-1
www.211oc.org

Domestic Violence
Hotline (714) 891-8121

VA Community
Resource & Referral Center (844) 838-8300

For additional resources in the Orange County
Central Area, scan the QR Code on your phone.



<https://www.hbhomelessolutions.com>